

Зип Общепит

vsezip.ru

+7(812)987-08-81

FLIGHT DISHWASHING MACHINES

ELECTRONICAL CONTROL

TYPE: 77

Accessories

HEAT RECOVERY - FC 98 / F26

HEAT PUMP - FC 99 / F26 PC

HEAT PUMP - FC 99/1 - F26 PC1

STEAM CONDENSER - FC 91 / F14

STEAM CONDENSER - FC 91R / F14ER

SPLASH ZONE WITH CYLINDER - FC 94 / F16

DRYER - FC 90

DRYER - FC 90/2 - F12

DRYER - FC 90/3 - F13

DRYER - FC 90/4 - F12M

DRYER - FC 90/5 - F13M

NEUTRAL ZONE - FC 89

ADDITIONAL BOILER FOR COLD WATER SUPPLY

DVGW VALVE SYSTEM

DETERGENT ECONOMIZER SYSTEM

SPLASH ZONE - FC 93 - F16/1

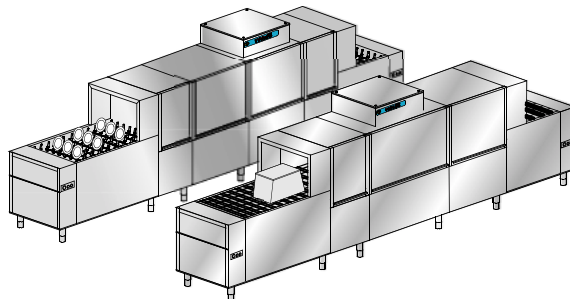
TANKS INSULATION

DOUBLE SKIN

BOOSTER PUMP

DISPENSERS SYSTEM SDN-3

Spare parts Manual



S/N:

Valid from:03/2010

Rev.: 4.0

INFORMAZIONI GENERALI

Questo catalogo serve per richiedere con esattezza le parti di ricambio

Nelle ordinazioni indicare:

1) il numero dei codici dei particolari seguito dalla descrizione e la quantità desiderata;

2) Il codice alfa-numerico presente nella seconda colonna della tabella ;

I disegni delle parti di ricambio sono solo indicativi e non rappresentano il pezzo in oggetto.

I dati contenuti in questo catalogo sono indicativi e possono essere soggetti a modifiche senza impegno di preavviso.

ALLGEMEINE INFORMATIONEN

Dieser Ersatzteilkatalog dient zur genauen Angabe der Teile bei Ersatzteilbestellungen.

Bei Ersatzbestellung ist folgendes anzugeben:

1) Die Bestellnummer der Ersatzteile mit der entsprechenden Beschreibung genaue Menge;

2) Der alpha-numerischer Code auf der zweiten Reihe in dein Schuld;

Die Zeichnungen der Ersatzteile sind nur als Hinweise gedacht und stellen nicht das betroffene Teil dar.

Bei den im Katalog angeführten Daten handelt es sich um Anhaltsdaten, die jederzeit, ohne Vorankündigung, geändert werden können.

GENERAL INFORMATION

The present spare parts order exactly the right spare parts

When ordering specify:

1) the part's code number followed by its description and quantity needed;

2) The alpha-numeric code is in the second column in the chart;

Spare parts drawings are general and do not represent the part.

The contents of this catalogue are general and can undergo changes without prior notice.

INFORMACIONES GENERALES

El presente catálogo sirve para pedir con exactitud las partes de repuesto

En los pedidos se debe indicar:

1) el número de código de la parte y a continuación la descripción cantidad deseada;

2) El código alfanumerico presente en la segnada columna de la tabla;

Los diseños de las partes de recambio son solo indicativos y no representan la pieza en cuestión.

Los datos contenidos en el presente catálogo son indicativos y pueden modificarse sin aviso previo.

INFORMATIONS GENERALES

Ce catalogue permet de commander correctement les pièces détachées

Les commandes doivent être passées en indiquant:

1) le numero de code des pièces détachées suivi de leur description quantité désirée;

2) le code alphanumérique dans la deuxième colonne du tableau;

Les plans des pièces détachées sont fournis seulement à titre indicatif et ne représentent pas la pièce concernée.

Les données de ce catalogue sont citées seulement à titre indicatif et peuvent être l'objet de modifications sans avis préalable.

ESEMPIO EXAMPLE EXEMPLE BEISPIEL

Rif.	Codici
MODULE:Particolari	
10505	540903
10510	540908
10515	15065/A
10520	540086
10525	540028



Note

Tutte le informazioni riportate si intendono aggiornate alla data di stampa. Il Produttore si riserva il diritto di apportare qualsiasi modifica richiesta dallo sviluppo evolutivo dei suddetti prodotti.

Per la sicurezza, la garanzia, l'affidabilità ed il valore della lavastoviglie usa solo ricambi originali. **Per alcuni codici, sono richieste quantità minime d'ordine.**



Attenzione

Questo libretto è parte integrante della lavastoviglie e, in caso di passaggio di proprietà, deve essere consegnato al nuovo acquirente.



Remarque

Toutes les informations contenues dans ce manuel s'entendent mises à jour à la date d'impression. En raison du développement constant de ses produits, usine se réserve le droit d'apporter à tout instant les modifications qu'elle jugera utiles.

Pour la sécurité, la garantie, la fiabilité et la valeur de votre lavevaisselles n'utilisez que des pièces de rechange d'origine. **Pour quelque référence on demande un minimum de pièces par commande**



Attention

Ce manuel doit être considéré comme partie intégrante de la lavevaisselles, en cas de transfert de propriété, doit toujours être remis au nouveau propriétaire.



Note

The information contained herein is valid at the time of going to print. The Company reserves the right to make any changes required by the future development of the above-mentioned products.

For your safety, as well as to preserve the warranty reliability and worth of your dishwashers, use original spare parts only. **For some codes a minimum quantity for order is required.**



Warning

This manual forms an integral part of the dishwashers and - if a transfer of title occurs - must always be handed over to the new owner.



Hinweis

Die Der Hersteller behält sich das Recht vor, jegliche, durch eine Weiterentwicklung der genannten Produkte bedingte Änderungen vornehmen zu können.

Verwenden Sie für Ihre Sicherheit, die Garantie, die Zuverlässigkeit und den Wert Ihrer machine originale Ersatzteile. **Für bestimmte Code nummer werden mindesten bestellungen verlangt.**



Achtung

Diese Betriebsanleitung ist Bestandteile des machine und muss bei seinem Weiterverkauf dem neuen Besitzer ausgehändigt werden.

vsezip.ru
+7(812)987-08-81

Code DW 999XXYYYY **CL/Part**

Model DESCRIPTION

S/N DW A 1015770 Type

400V 3N 50HZ 8A
3500W 500W

IPX3 16A

Pressione Dinamica alimentazione idrica **200-500 kPa**

Pression dynamique arrivée d'eau
Dynamic pressure water supply
Dynamischer Druck asserreinlauf

Pressione dinamica vapore saturo
Pression dynamique vapore satueèè
Dymanischer Druck gesattigter Dampf
Pression Dinamica Vapor Saturado

TECHICAL SPECIFICATION

MADE IN ITALY

Temperatura massima acqua in ingresso **60°C**
Temperature max eau a l'entre
Maximale Temperatur Wasseranschlü
Maximum Water temperature in-feeding

Model

S/N



Spare parts

Зип Общепит

vsezip.ru

+7(812)987-08-81

vsezip.ru

+7(812)987-08-81

1. Spare parts

Control Panel	13
Electronic control HACCP	15
Electric parts	17
Machine structure in modules.....	21
Machine structure in modules.....	23
Machine structure in modules.....	25
Machine structure in modules.....	27
Machine structure in modules.....	29
Machine structure in modules.....	31
Machine structure in modules.....	33
Machine structure in modules.....	35
Machine structure in modules.....	37
Machine structure in modules.....	39
Machine structure in modules.....	41
Prewashing module 600	43
Washing module 1300	45

Washing module 900	47
Rising module 600	49
Neutral zone FC89 - FNO	51
Economizer components	53
Curtains group components	55
Inverter	57
Time relay	59
Heat recovery FC98 - F26 part 1	61
Heat recovery FC98 - F26 part 2	63
Heat recovery FC98 - F26 part 3	65
Heat pump FC99 - F26PC part 1	67
Heat pump FC99/1 - F26PC1 part 1... ..	69
Heat pump FC99[FC99/1] - F26PC[F26PC1] part 271	
Dryer FC90/2/3/4 - F12/13/M (12kW) - part 1..	73
Dryer FC90/2/3/4 - F12/13/M (12kW) - part 2...	75
Dryer FC90/2/3/4 - F12/13/M (12kW) - electric components	77
Dryer FC90/4 - F12M/F13M (12kW) .	79
Dryer FC90/4 - F12M/F13M (12kW) .	81
Dryer FC90/4 - F12M/F13M (12kW) .	83

FC91[FC91R] - F14[F14ER] Steam condenser - part 1..	85
FC91[FC91R] - F14[F14ER] Steam condenser - part 2..	87
FC91[FC91R] - F14[F14ER] Steam condenser - part 3..	89
Additional boiler components	91
Additional boiler: electrical components..	93
DVGW valve	95
Entry shelf.....	97
Exit shelf	99
Under door entry shelf L=1200	103
Under door exit shelf L=1800	105
Under door exit shelf L=2200	107
Control panel	109
Prewashing components 2+2	111
Washing components 4+4	113
Washing components 3+3	115
Third rinsing components	117
Rinsing components	119
Pre-rinsing components	121
Basket flights rinsing components	123
Internal components prewashing module 600...	125

Internal components washing module 900...	127
Internal components washing module 1300...	131
Internal components rinsing module 600....	133
Boiler components	135
Detergent economizer system	137
Standard solenoid valves components...	139
Solenoid valves components with FC91 - F14...	141
Solenoid valves components with FC91R - F14ER...	143
Standard solenoid valves components...	145
Solenoid valves components with FC91R-F14ER - FC98- F26	147
Solenoid valves components with FC91 - F14...	149
Conveyor parts	151
Conveyor parts	153
Conveyor parts	155
Splash zone with cilinder FC94 - F16.	157
Splash zone FC93 - F16/1.....	159
Tanks insulation	161
Tanks insulation	163
Double skin	165

Booster pump 167

Dispensers SDN-3 169

Baskets 171

Accessory 173

Centralized drainage components 175

vsezip.ru

+7(812)987-08-81

1.1 Voltage codes

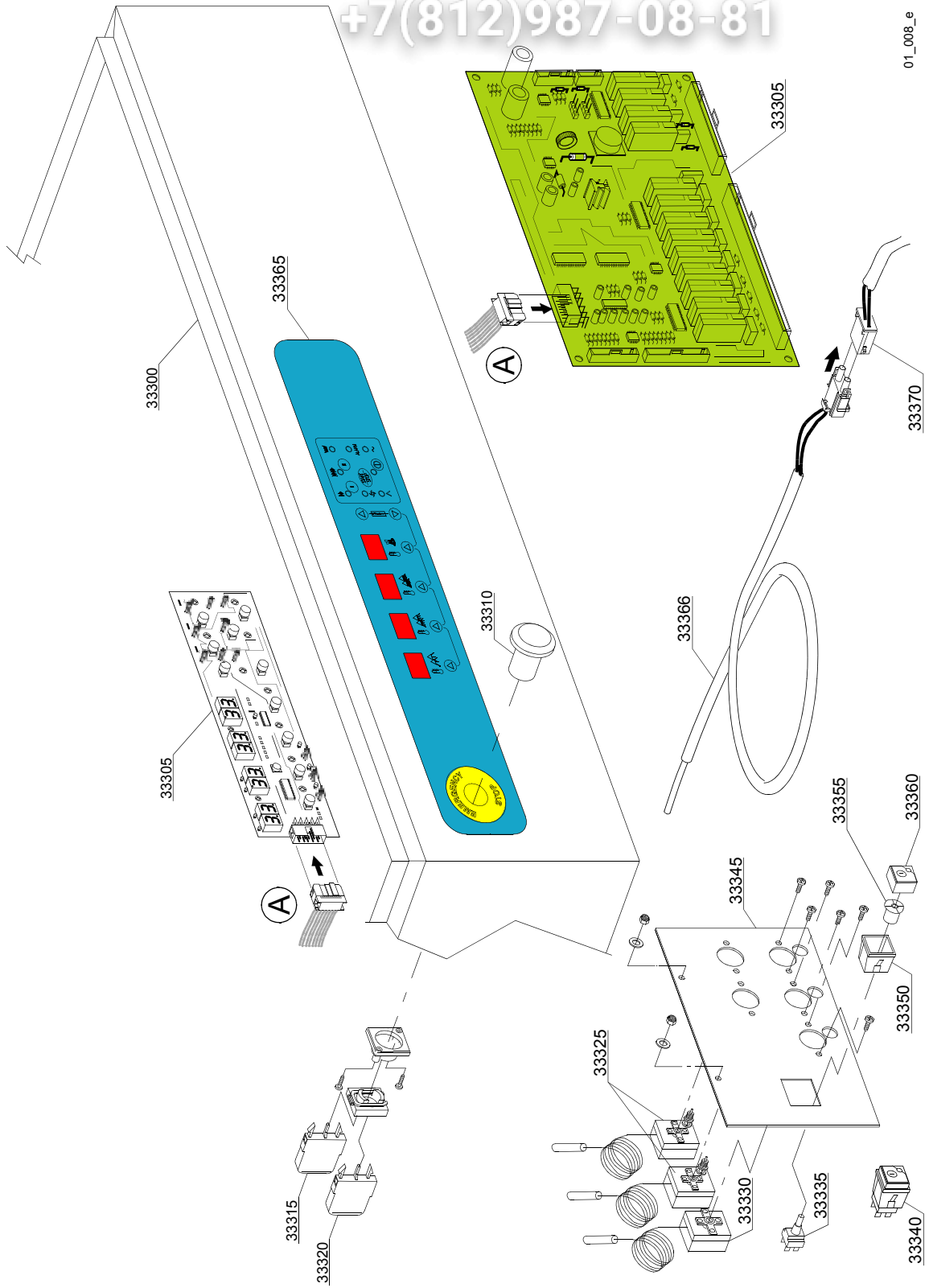
Volt	Voltage code
A	3/N/PE~380-400V 50-60Hz
D	3/PE~200-210V 50-60Hz
F	2/PE~220-240V 50-60Hz
G	3/N/PE~415V 50-60Hz
H	3/PE~220-230V 50-60Hz
K	3/PE~380-400V 50-60Hz
L	3/PE~415V 50-60Hz
M	3/PE~440V 60Hz
P	1/N/PE~220-230V 50-60Hz
R	2/PE~220-240V 50-60Hz
U	1/N/PE~240V 50-60Hz
V	3/PE~240V 50-60Hz
W	1/N/PE~100-110V 50-60Hz

1.2 Product codes

Product code	Full name
Model codes	
e	ELECTRONICAL CONTROL
Type codes	
77	77
Accessory codes	
hr	HEAT RECOVERY - FC 98 / F26
hp	HEAT PUMP - FC 99 / F26 PC
hp1	HEAT PUMP - FC 99/1 - F26 PC1
sc91	STEAM CONDENSER - FC 91 / F14
sc91R	STEAM CONDENSER - FC 91R / F14ER
sc94	SPLASH ZONE WITH CYLINDER - FC 94 / F16
d9	DRYER - FC 90
d92	DRYER - FC 90/2 - F12
d93	DRYER - FC 90/3 - F13
d94	DRYER - FC 90/4 - F12M
d95	DRYER - FC 90/5 - F13M
sz89	NEUTRAL ZONE - FC 89
cw	ADDITIONAL BOILER FOR COLD WATER SUPPLY
dvgw	DVGW VALVE SYSTEM
des	DETERGENT ECONOMIZER SYSTEM
sc93	SPLASH ZONE - FC 93 - F16/1
ti	TANKS INSULATION
ds	DOUBLE SKIN
bp	BOOSTER PUMP
sdn3	DISPENSERS SYSTEM SDN-3

vsezip.ru

+7(812)987-08-81



01_008_e

ID	P-code	SN from	SN to	Mod.	Acces.	Volt	Description
Module: Control Panel [250,380,420,540,600,680,780,900] - [3300,4900,5700,7200,9500]							
33300	3060153		-	e			Comand parts pannel L=800
33300	3060086		-	e			Comand parts pannel L=1000
33305	3006164		-	e			Main board+ Touche sensitive
33310	3002050		-	e			Emergency button
33315	3002051		-	e			2NO contact (green)
33320	3002052		-	e			2NC contact (red)
33325	2000430		-	e			Safety thermostat
33330	10707/1		-	e			Thermostat 0 - 90° (TB2)
33335	15812		-	e			Starter electric component
33340	15849		-	e			Switch assembly (PM2)
33345	3009114		-	e			Assembly plate
33350	15815		-	e			Support square single
33355	15824		-	e			Green-orange cam
33360	15874		-	e			Green main switch
33365	3006169		-	e			2 display sickscreen processed gril
33365	3006168		-	e			3 display sickscreen processed gril
33365	3006167		-	e			4 display sickscreen processed gril
33366	3006165		-	e			Termostat probe
33370	3006170		-	e			Extend probe thermostat

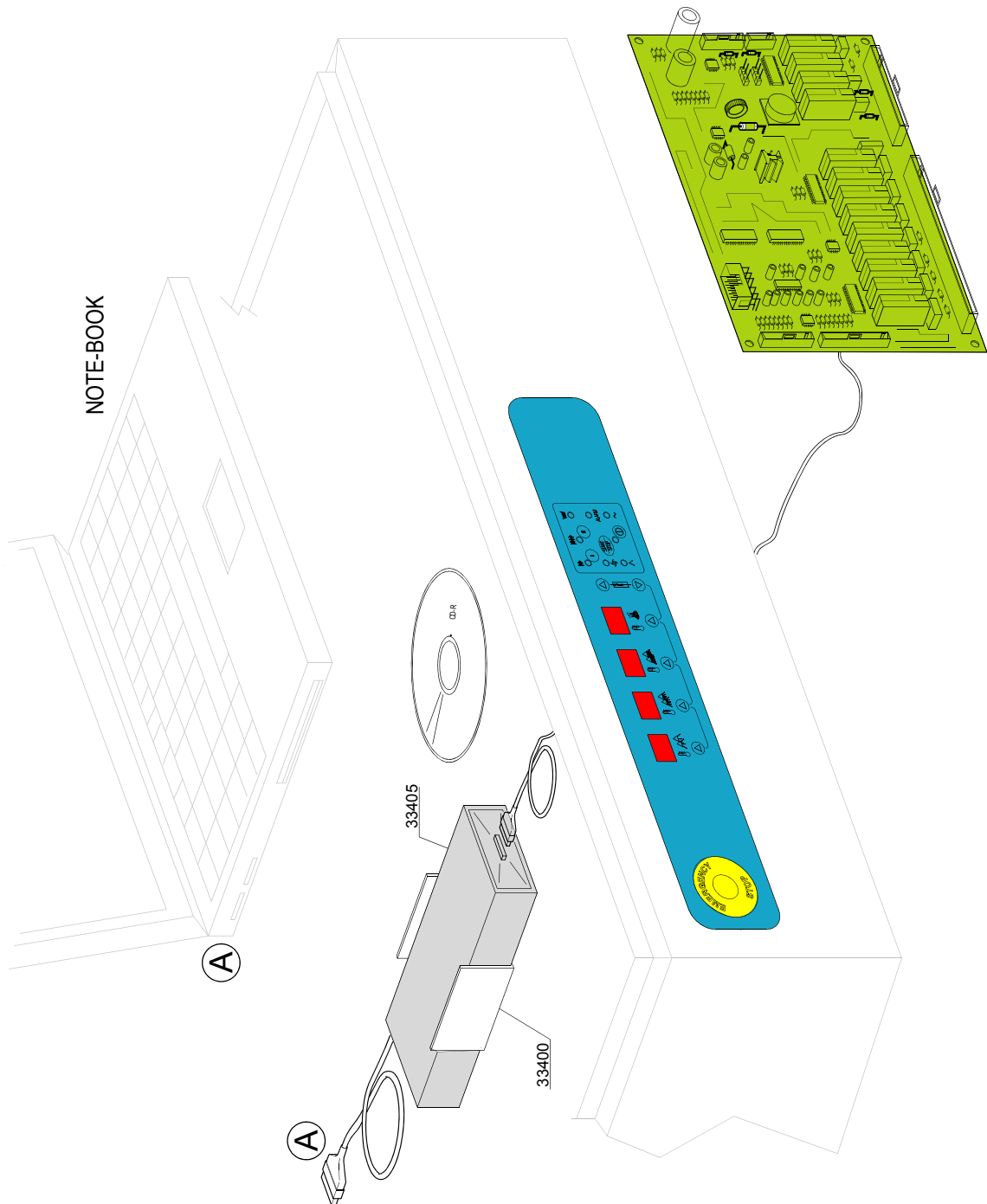
e=ELECTRONICAL CONTROL

77=77

hr=HEAT RECOVERY - FC 98 / F26, hp=HEAT PUMP - FC 99 / F26 PC, sc91=STEAM CONDENSER - FC 91 / F14, sc94=SPLASH ZONE WITH CYLINDER - FC 94 / F16, d9=DRYER - FC 90, d92=DRYER - FC 90/2 - F12, d93=DRYER - FC 90/3 - F13, d94=DRYER - FC 90/4 - F12M, d95=DRYER - FC 90/5 - F13M, sz89=NEUTRAL ZONE - FC 89, cw=ADDITIONAL BOILER FOR COLD WATER SUPPLY, dvgw=DVGW VALVE SYSTEM, des=DETERGENT ECONOMIZER SYSTEM, sc93=SPLASH ZONE - FC 93 - F16/1, ti=TANKS INSULATION, ds=DOUBLE SKIN, bp=BOOSTER PUMP, sdn3=DISPENSERS SYSTEM SDN-3

A=3/N/PE~380-400V 50-60Hz, D=3/PE~200-210V 50-60Hz, F=2/PE~220-240V 50-60Hz, G=3/N/PE~415V 50-60Hz, H=3/PE~220-230V 50-60Hz, K=3/PE~380-400V 50-60Hz, L=3/PE~415V 50-60Hz, M=3/PE~440V 60Hz, P=1/N/PE~220-230V 50-60Hz, R=2/PE~220-240V 50-60Hz, U=1/N/PE~240V 50-60Hz, V=3/PE~240V 50-60Hz, W=1/N/PE~100-110V 50-60Hz

01_009_e



vsezip.ru

ID	P-code	SN from	SN to	Mod.	Acces.	Volt	Description
Module:Electronic control HACCP [250,380,420,540,600,630,780,900] [3200,4900,5700,7200,9500]							
33400	3060200		-	e			Support DATA-LOGGER
33405	999910217		-	e			Kit remote control HACCP

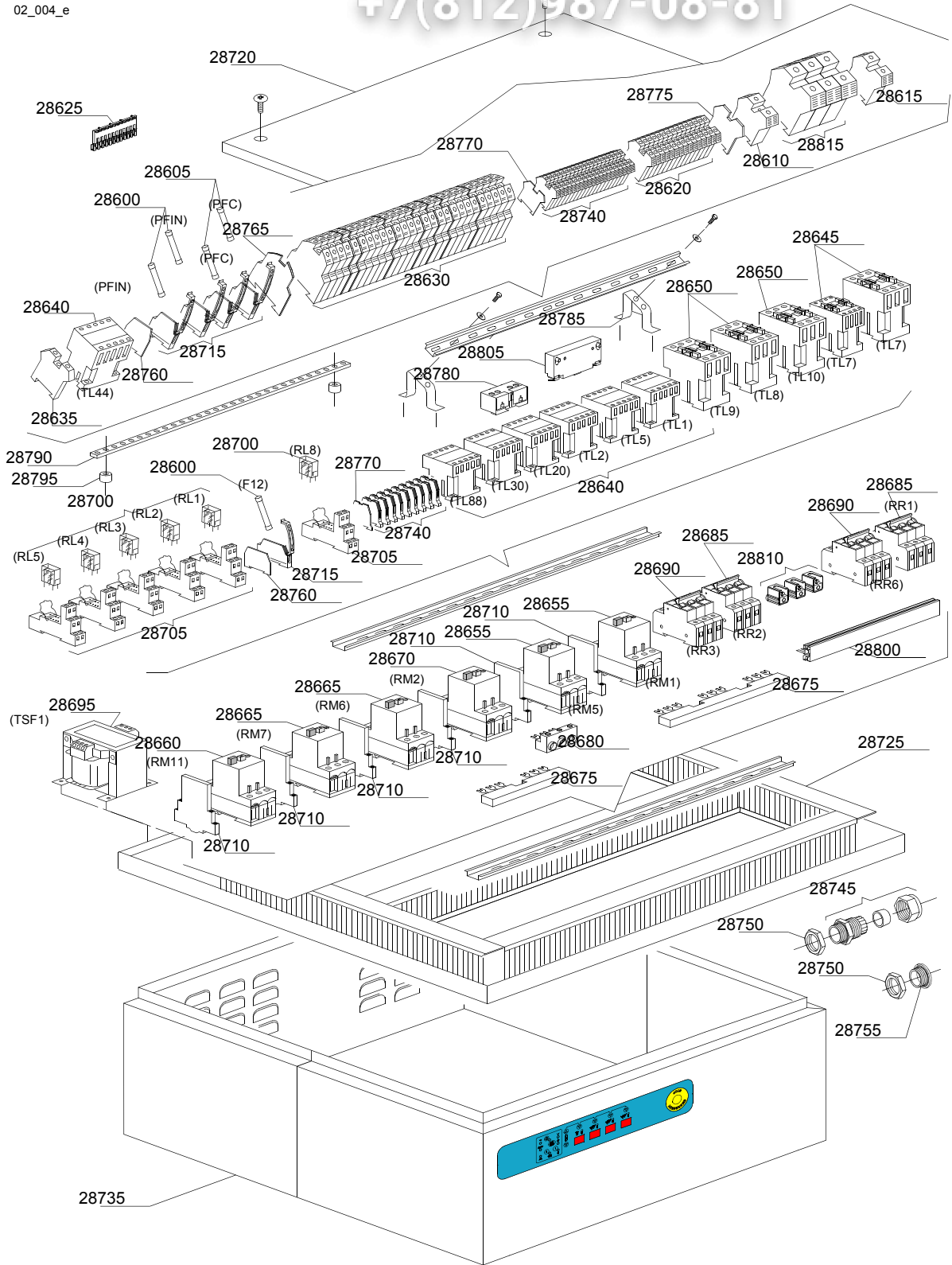
e=ELECTRONICAL CONTROL

77=77

hr=HEAT RECOVERY - FC 98 / F26, hp=HEAT PUMP - FC 99 / F26 PC, sc91=STEAM CONDENSER - FC 91 / F14, sc94=SPLASH ZONE WITH CYLINDER - FC 94 / F16, d9=DRYER - FC 90, d92=DRYER - FC 90/2 - F12, d93=DRYER - FC 90/3 - F13, d94=DRYER - FC 90/4 - F12M, d95=DRYER - FC 90/5 - F13M, sz89=NEUTRAL ZONE - FC 89, cw=ADDITIONAL BOILER FOR COLD WATER SUPPLY, dvgw=DVGW VALVE SYSTEM, des=DETERGENT ECONOMIZER SYSTEM, sc93=SPLASH ZONE - FC 93 - F16/1, ti=TANKS INSULATION, ds=DOUBLE SKIN, bp=BOOSTER PUMP, sdn3=DISPENSERS SYSTEM SDN-3

A=3/N/PE~380-400V 50-60Hz, D=3/PE~200-210V 50-60Hz, F=2/PE~220-240V 50-60Hz, G=3/N/PE~415V 50-60Hz, H=3/PE~220-230V 50-60Hz, K=3/PE~380-400V 50-60Hz, L=3/PE~415V 50-60Hz, M=3/PE~440V 60Hz, P=1/N/PE~220-230V 50-60Hz, R=2/PE~220-240V 50-60Hz, U=1/N/PE~240V 50-60Hz, V=3/PE~240V 50-60Hz, W=1/N/PE~100-110V 50-60Hz

02_004_e



ID	P-code	SN from	SN to	Mod.	Acces.	Volt	Description
Module: Electric parts [250,380,420,540,600,630,780,900] - [3300,4900,5700,7200,9000]							
28600	15160		-	e		A	Fuse 5x20 10A
28605	15163		-	e		A	Fuse 5x20 1A
28610	3006090		-	e		A	Clamp 35 mm ²
28615	3006091		-	e		A	Earth clamp 35 mm ²
28620	10300403		-	e		A	Clamp 6 mm ²
28625	3006066		-	e		A	Contactora
28630	3006072		-	e		A	Double clamp 4mm ²
28635	3006093		-	e		A	DIN guide backstop
28640	2000370		-	e		A	Contactora MC9
28645	2000380		-	e		A	Contactora BF12 (heating element < 9 kW)
28645	2000385		-	e		A	Contactora BF20 (heating element > 9 kW)
28650	2000385		-	e		A	Contactora BF20
28655	2000390		-	e		A	Motorprotector 1 - 1.6A
28660	2000393		-	e		A	Motorprotector 1,6-2,5A
28665	2000394		-	e		A	Motorprotector 2,5-4A
28670	2000400		-	e		A	Motorprotector 4-6,3A
28675	3006085		-	e		A	2 position electrical contactora LMS25
28675	3006086		-	e		A	3 position electrical contactora LMS25
28675	3006100		-	e		A	4 position electrical contactora LMS25
28675	3006101		-	e		A	5 position electrical contactora LMS25
28680	3006087		-	e		A	Clamp
28685	2000403		-	e		A	Automatic fuse C20 (heating element < 9 kW)
28685	2000404		-	e		A	Automatic fuse C25 (heating element > 9 kW)
28690	2000403		-	e		A	Automatic fuse C20 (heating element < 9 kW)
28690	2000404		-	e		A	Automatic fuse C25 (heating element > 9 kW)
28695	3006061		-	e		A	Transformer 200VA
28700	3006078		-	e		A	Relay
28705	3006079		-	e		A	Base for relay

e=ELECTRONICAL CONTROL

77=77

hr=HEAT RECOVERY - FC 98 / F26, hp=HEAT PUMP - FC 99 / F26 PC, sc91=STEAM CONDENSER - FC 91 / F14, sc94=SPLASH ZONE WITH CYLINDER - FC 94 / F16, d9=DRYER - FC 90, d92=DRYER - FC 90/2 - F12, d93=DRYER - FC 90/3 - F13, d94=DRYER - FC 90/4 - F12M, d95=DRYER - FC 90/5 - F13M, sz89=NEUTRAL ZONE - FC 89, cw=ADDITIONAL BOILER FOR COLD WATER SUPPLY, dvgw=DVGW VALVE SYSTEM, des=DETERGENT ECONOMIZER SYSTEM, sc93=SPLASH ZONE - FC 93 - F16/1, ti=TANKS INSULATION, ds=DOUBLE SKIN, bp=BOOSTER PUMP, sdn3=DISPENSERS SYSTEM SDN-3

A=3/N/PE~380-400V 50-60Hz, D=3/PE~200-210V 50-60Hz, F=2/PE~220-240V 50-60Hz, G=3/N/PE~415V 50-60Hz, H=3/PE~220-230V 50-60Hz, K=3/PE~380-400V 50-60Hz, L=3/PE~415V 50-60Hz, M=3/PE~440V 60Hz, P=1/N/PE~220-230V 50-60Hz, R=2/PE~220-240V 50-60Hz, U=1/N/PE~240V 50-60Hz, V=3/PE~240V 50-60Hz, W=1/N/PE~100-110V 50-60Hz

ID	P-code	SN from	SN to	Mod.	Acces.	Volt	Description
Module: Electric parts [250,380,420,540,600,630,780,900] - [3300,4900,5700,7200,9000]							
28710	3006080		-	e		A	Auxiliary contact LMS25
28715	3006147		-	e		A	Fuse holder
28720	3009652		-	e		A	Control panel cover
28725	3060186		-	e		A	Electric parts pannel L=1300
28725	3060185		-	e		A	Electric parts pannel L=1000
28725	3060156		-	e		A	Electric parts pannel L=800
28740	3006092		-	e		A	Clamp 4mm ²
28745	80419		-	e		A	Cable-fastener PG29
28750	80420		-	e		A	Lock nut
28755	80421		-	e		A	Plug PG29
28760	3006144		-	e		A	Fuse holder covering plate
28765	3006071		-	e		A	Double clamp covering plate 4mm ²
28770	3006083		-	e		A	Clamp covering plate 4mm ²
28775	3006084		-	e		A	Clamp covering plate 35mm ²
28780	3006068		-	e		A	MC9 auxiliary contact 1NO-1NC
28780	3002057		-	e		A	MC9 auxiliary contact 2NO
28780	3002052		-	e		A	MC9 auxiliary contact 2NC
28785	3006067		-	e		A	DIN guide support
28790	3006161		-	e		A	Electrical bonding bar
28795	3006162		-	e		A	Insulators
28800	3006163		-	e		A	Connection bar
28805	3006153		-	e		A	Mechanical lock safety
28810	3006160		-	e		A	Feed clamp 35mm ²
28815	3006090		-	e		A	Clamp 35mm ² (Imax<90A)
28815	3006108		-	e		A	Clamp 70mm ² (Imax>90A)

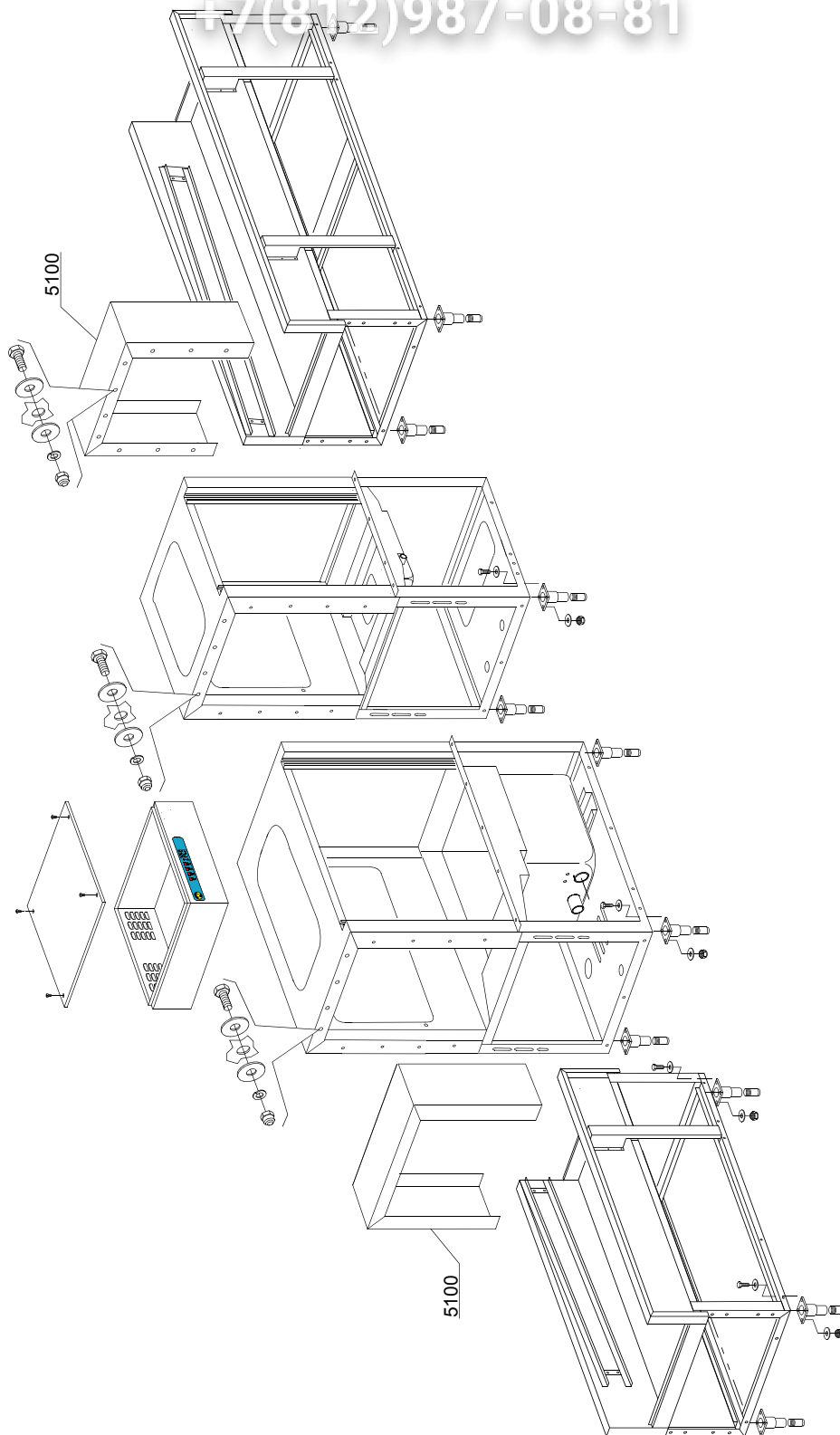
e=ELECTRONICAL CONTROL

77=77

hr=HEAT RECOVERY - FC 98 / F26, hp=HEAT PUMP - FC 99 / F26 PC, sc91=STEAM CONDENSER - FC 91 / F14, sc94=SPLASH ZONE WITH CYLINDER - FC 94 / F16, d9=DRYER - FC 90, d92=DRYER - FC 90/2 - F12, d93=DRYER - FC 90/3 - F13, d94=DRYER - FC 90/4 - F12M, d95=DRYER - FC 90/5 - F13M, sz89=NEUTRAL ZONE - FC 89, cw=ADDITIONAL BOILER FOR COLD WATER SUPPLY, dvgw=DVGW VALVE SYSTEM, des=DETERGENT ECONOMIZER SYSTEM, sc93=SPLASH ZONE - FC 93 - F16/1, ti=TANKS INSULATION, ds=DOUBLE SKIN, bp=BOOSTER PUMP, sdn3=DISPENSERS SYSTEM SDN-3

A=3/N/PE~380-400V 50-60Hz, D=3/PE~200-210V 50-60Hz, F=2/PE~220-240V 50-60Hz, G=3/N/PE~415V 50-60Hz, H=3/PE~220-230V 50-60Hz, K=3/PE~380-400V 50-60Hz, L=3/PE~415V 50-60Hz, M=3/PE~440V 60Hz, P=1/N/PE~220-230V 50-60Hz, R=2/PE~220-240V 50-60Hz, U=1/N/PE~240V 50-60Hz, V=3/PE~240V 50-60Hz, W=1/N/PE~100-110V 50-60Hz

03_032_e



vsezip.ru

ID	P-code	SN from	SN to	Mod.	Acces.	Volt	Description
Module: Machine structure in modules [250] - [3300]							
5100	3060147		-	e			Splash zone

e=ELECTRONICAL CONTROL

77=77

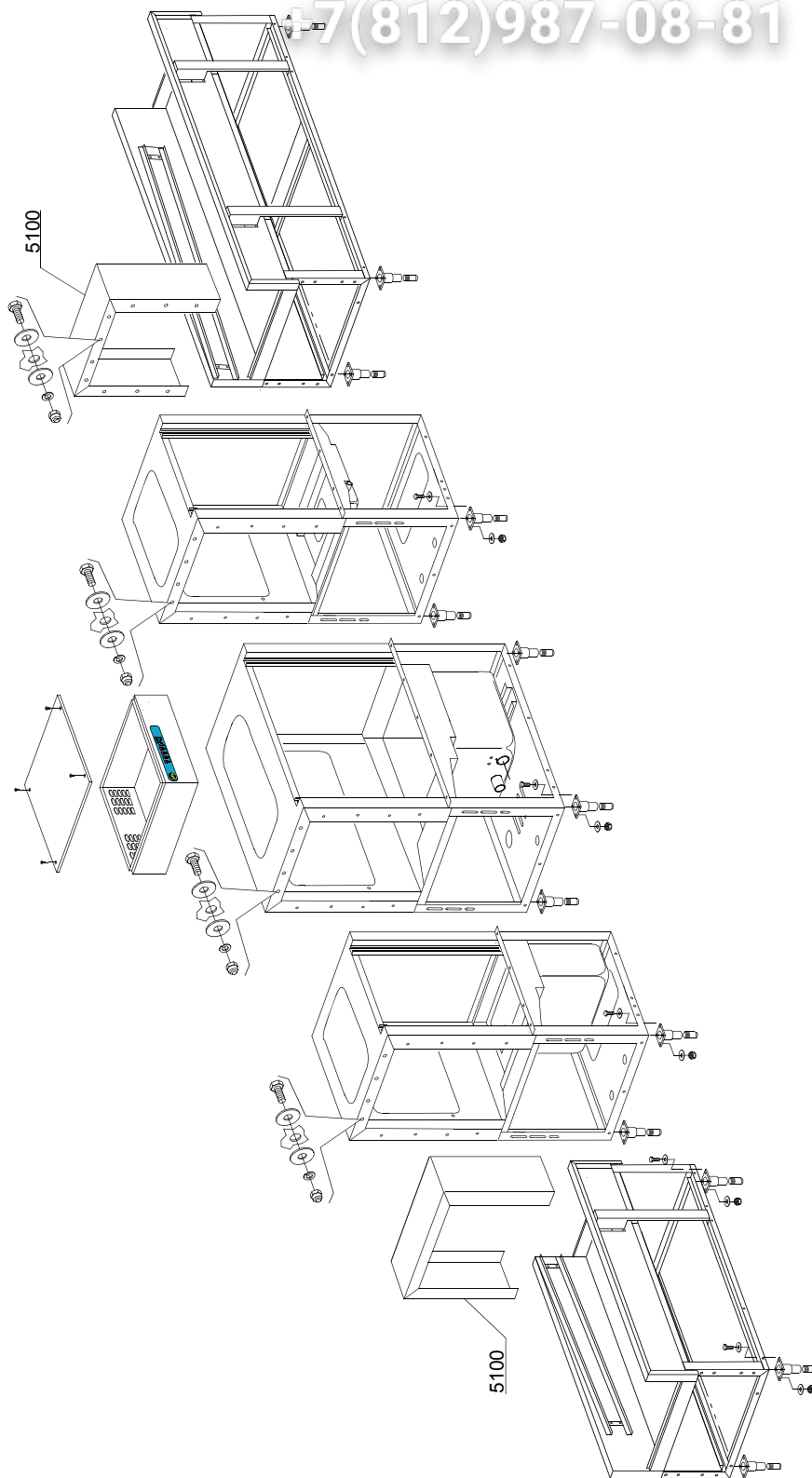
hr=HEAT RECOVERY - FC 98 / F26, hp=HEAT PUMP - FC 99 / F26 PC, sc91=STEAM CONDENSER - FC 91 / F14, sc94=SPLASH ZONE WITH CYLINDER - FC 94 / F16, d9=DRYER - FC 90, d92=DRYER - FC 90/2 - F12, d93=DRYER - FC 90/3 - F13, d94=DRYER - FC 90/4 - F12M, d95=DRYER - FC 90/5 - F13M, sz89=NEUTRAL ZONE - FC 89, cw=ADDITIONAL BOILER FOR COLD WATER SUPPLY, dvgw=DVGW VALVE SYSTEM, des=DETERGENT ECONOMIZER SYSTEM, sc93=SPLASH ZONE - FC 93 - F16/1, ti=TANKS INSULATION, ds=DOUBLE SKIN, bp=BOOSTER PUMP, sdn3=DISPENSERS SYSTEM SDN-3

A=3/N/PE~380-400V 50-60Hz, D=3/PE~200-210V 50-60Hz, F=2/PE~220-240V 50-60Hz, G=3/N/PE~415V 50-60Hz, H=3/PE~220-230V 50-60Hz, K=3/PE~380-400V 50-60Hz, L=3/PE~415V 50-60Hz, M=3/PE~440V 60Hz, P=1/N/PE~220-230V 50-60Hz, R=2/PE~220-240V 50-60Hz, U=1/N/PE~240V 50-60Hz, V=3/PE~240V 50-60Hz, W=1/N/PE~100-110V 50-60Hz

vsezip.ru

+7(812)987-08-81

03_033_e



vsezip.ru

ID	P-code	SN from	SN to	Mod	Acces.	Volt	Description
Module: Machine structure in modules [380 - 490]							
5100	3060147		-	e			Splash zone

e=ELECTRONICAL CONTROL

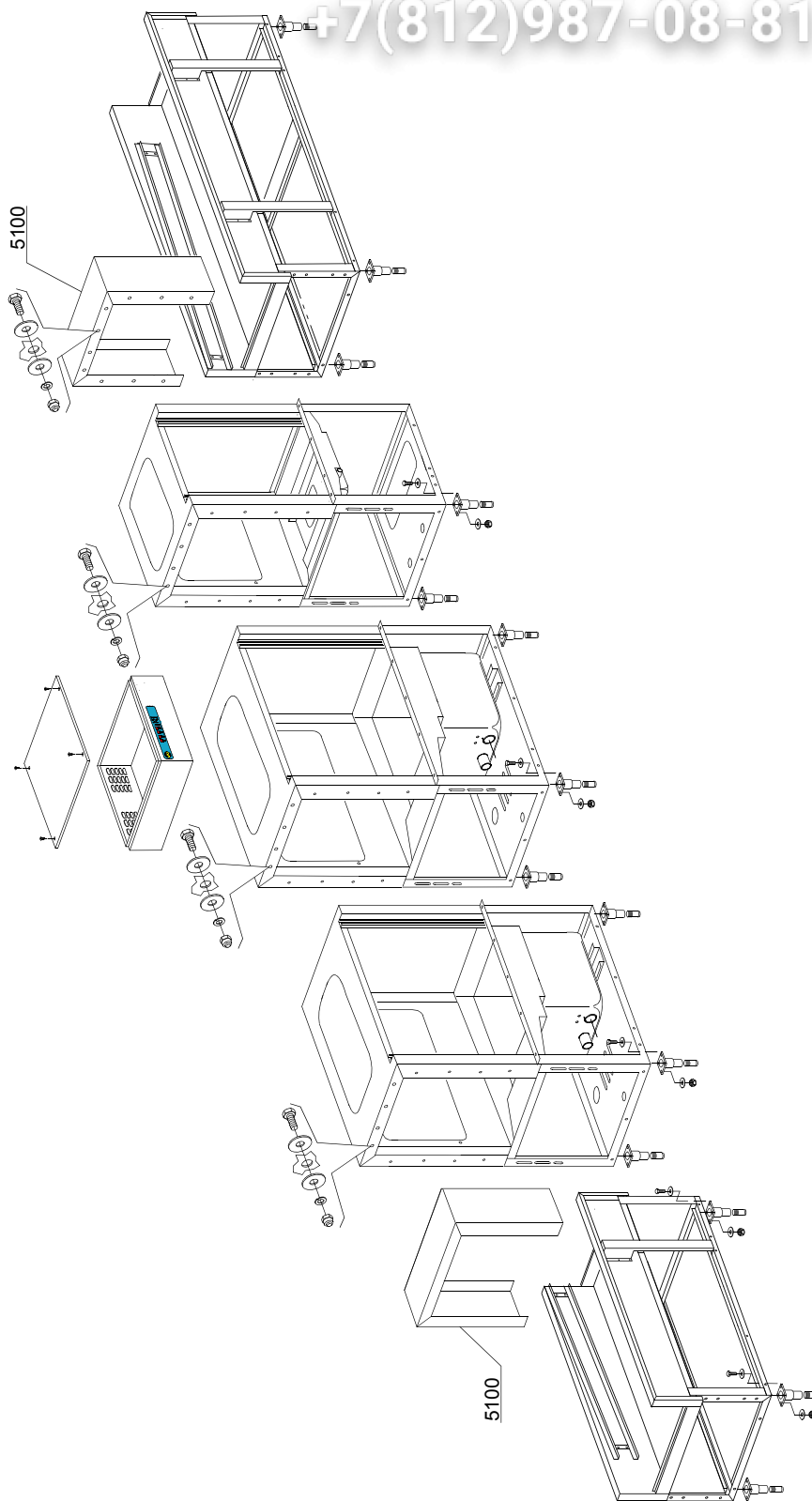
77=77

hr=HEAT RECOVERY - FC 98 / F26, hp=HEAT PUMP - FC 99 / F26 PC, sc91=STEAM CONDENSER - FC 91 / F14, sc94=SPLASH ZONE WITH CYLINDER - FC 94 / F16, d9=DRYER - FC 90, d92=DRYER - FC 90/2 - F12, d93=DRYER - FC 90/3 - F13, d94=DRYER - FC 90/4 - F12M, d95=DRYER - FC 90/5 - F13M, sz89=NEUTRAL ZONE - FC 89, cw=ADDITIONAL BOILER FOR COLD WATER SUPPLY, dvgw=DVGW VALVE SYSTEM, des=DETERGENT ECONOMIZER SYSTEM, sc93=SPLASH ZONE - FC 93 - F16/1, ti=TANKS INSULATION, ds=DOUBLE SKIN, bp=BOOSTER PUMP, sdn3=DISPENSERS SYSTEM SDN-3

A=3/N/PE~380-400V 50-60Hz, D=3/PE~200-210V 50-60Hz, F=2/PE~220-240V 50-60Hz, G=3/N/PE~415V 50-60Hz, H=3/PE~220-230V 50-60Hz, K=3/PE~380-400V 50-60Hz, L=3/PE~415V 50-60Hz, M=3/PE~440V 60Hz, P=1/N/PE~220-230V 50-60Hz, R=2/PE~220-240V 50-60Hz, U=1/N/PE~240V 50-60Hz, V=3/PE~240V 50-60Hz, W=1/N/PE~100-110V 50-60Hz

vsezip.ru

+7(812)987-08-81



03_094_e

vsezip.ru

ID	P-code	SN from	SN to	Mod.	Acces.	Volt	Description
Module: Machine structure in modules [420] - [5700]							
5100	3060147		-	e			Splash zone

e=ELECTRONICAL CONTROL

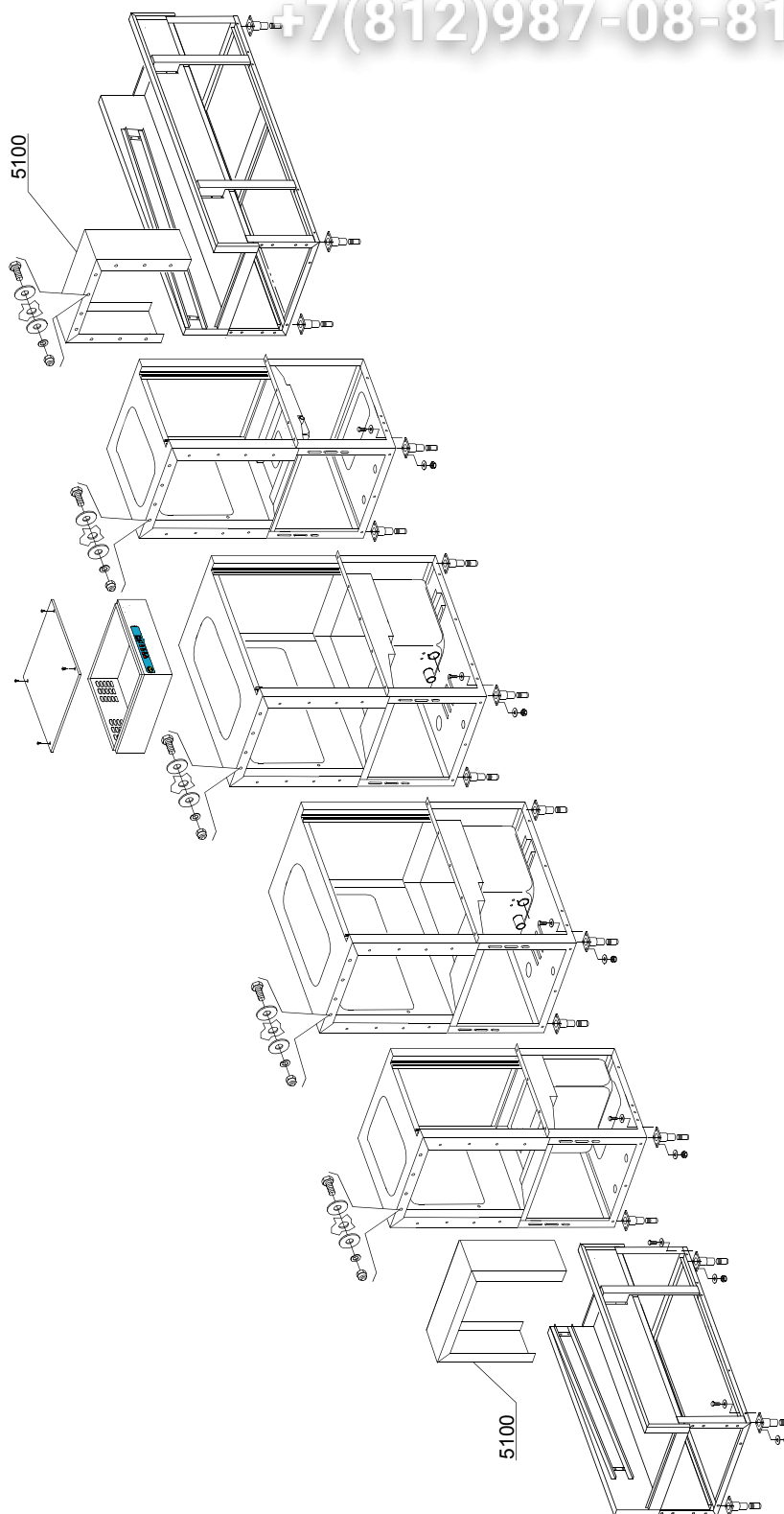
77=77

hr=HEAT RECOVERY - FC 98 / F26, hp=HEAT PUMP - FC 99 / F26 PC, sc91=STEAM CONDENSER - FC 91 / F14, sc94=SPLASH ZONE WITH CYLINDER - FC 94 / F16, d9=DRYER - FC 90, d92=DRYER - FC 90/2 - F12, d93=DRYER - FC 90/3 - F13, d94=DRYER - FC 90/4 - F12M, d95=DRYER - FC 90/5 - F13M, sz89=NEUTRAL ZONE - FC 89, cw=ADDITIONAL BOILER FOR COLD WATER SUPPLY, dvgw=DVGW VALVE SYSTEM, des=DETERGENT ECONOMIZER SYSTEM, sc93=SPLASH ZONE - FC 93 - F16/1, ti=TANKS INSULATION, ds=DOUBLE SKIN, bp=BOOSTER PUMP, sdn3=DISPENSERS SYSTEM SDN-3

A=3/N/PE~380-400V 50-60Hz, D=3/PE~200-210V 50-60Hz, F=2/PE~220-240V 50-60Hz, G=3/N/PE~415V 50-60Hz, H=3/PE~220-230V 50-60Hz, K=3/PE~380-400V 50-60Hz, L=3/PE~415V 50-60Hz, M=3/PE~440V 60Hz, P=1/N/PE~220-230V 50-60Hz, R=2/PE~220-240V 50-60Hz, U=1/N/PE~240V 50-60Hz, V=3/PE~240V 50-60Hz, W=1/N/PE~100-110V 50-60Hz

vsezip.ru

+7(812)987-08-81



vsezip.ru

ID	P-code	SN from	SN to	Mod	Acces.	Volt	Description
Module: Machine structure in modules [540] - [7200]							
5100	3060147		-	e			Splash zone

e=ELECTRONICAL CONTROL

77=77

hr=HEAT RECOVERY - FC 98 / F26, hp=HEAT PUMP - FC 99 / F26 PC, sc91=STEAM CONDENSER - FC 91 / F14, sc94=SPLASH ZONE WITH CYLINDER - FC 94 / F16, d9=DRYER - FC 90, d92=DRYER - FC 90/2 - F12, d93=DRYER - FC 90/3 - F13, d94=DRYER - FC 90/4 - F12M, d95=DRYER - FC 90/5 - F13M, sz89=NEUTRAL ZONE - FC 89, cw=ADDITIONAL BOILER FOR COLD WATER SUPPLY, dvgw=DVGW VALVE SYSTEM, des=DETERGENT ECONOMIZER SYSTEM, sc93=SPLASH ZONE - FC 93 - F16/1, ti=TANKS INSULATION, ds=DOUBLE SKIN, bp=BOOSTER PUMP, sdn3=DISPENSERS SYSTEM SDN-3

A=3/N/PE~380-400V 50-60Hz, D=3/PE~200-210V 50-60Hz, F=2/PE~220-240V 50-60Hz, G=3/N/PE~415V 50-60Hz, H=3/PE~220-230V 50-60Hz, K=3/PE~380-400V 50-60Hz, L=3/PE~415V 50-60Hz, M=3/PE~440V 60Hz, P=1/N/PE~220-230V 50-60Hz, R=2/PE~220-240V 50-60Hz, U=1/N/PE~240V 50-60Hz, V=3/PE~240V 50-60Hz, W=1/N/PE~100-110V 50-60Hz

vsezip.ru

ID	P-code	SN from	SN to	Mod.	Acces.	Volt	Description
Module: Machine structure in modules [600]							
5100	3060147		-	e			Splash zone

e=ELECTRONICAL CONTROL

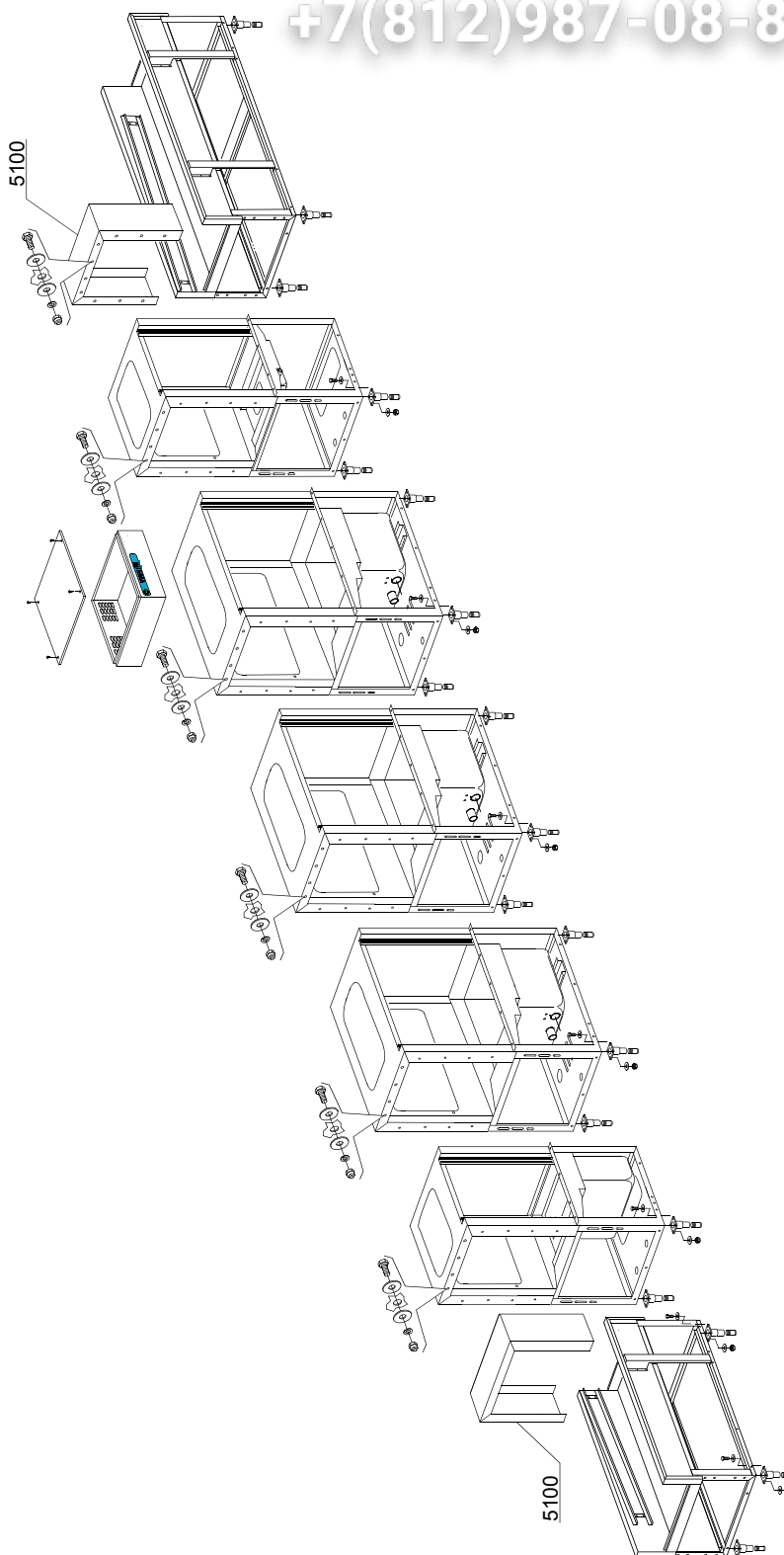
77=77

hr=HEAT RECOVERY - FC 98 / F26, hp=HEAT PUMP - FC 99 / F26 PC, sc91=STEAM CONDENSER - FC 91 / F14, sc94=SPLASH ZONE WITH CYLINDER - FC 94 / F16, d9=DRYER - FC 90, d92=DRYER - FC 90/2 - F12, d93=DRYER - FC 90/3 - F13, d94=DRYER - FC 90/4 - F12M, d95=DRYER - FC 90/5 - F13M, sz89=NEUTRAL ZONE - FC 89, cw=ADDITIONAL BOILER FOR COLD WATER SUPPLY, dvgw=DVGW VALVE SYSTEM, des=DETERGENT ECONOMIZER SYSTEM, sc93=SPLASH ZONE - FC 93 - F16/1, ti=TANKS INSULATION, ds=DOUBLE SKIN, bp=BOOSTER PUMP, sdn3=DISPENSERS SYSTEM SDN-3

A=3/N/PE~380-400V 50-60Hz, D=3/PE~200-210V 50-60Hz, F=2/PE~220-240V 50-60Hz, G=3/N/PE~415V 50-60Hz, H=3/PE~220-230V 50-60Hz, K=3/PE~380-400V 50-60Hz, L=3/PE~415V 50-60Hz, M=3/PE~440V 60Hz, P=1/N/PE~220-230V 50-60Hz, R=2/PE~220-240V 50-60Hz, U=1/N/PE~240V 50-60Hz, V=3/PE~240V 50-60Hz, W=1/N/PE~100-110V 50-60Hz

vsezip.ru

+7(812)987-08-81



vsezip.ru

ID	P-code	SN from	SN to	Mod.	Acces.	Volt	Description
Module: Machine structure in modules [680] - [950]							
5100	3060147		-	e			Splash zone

e=ELECTRONICAL CONTROL

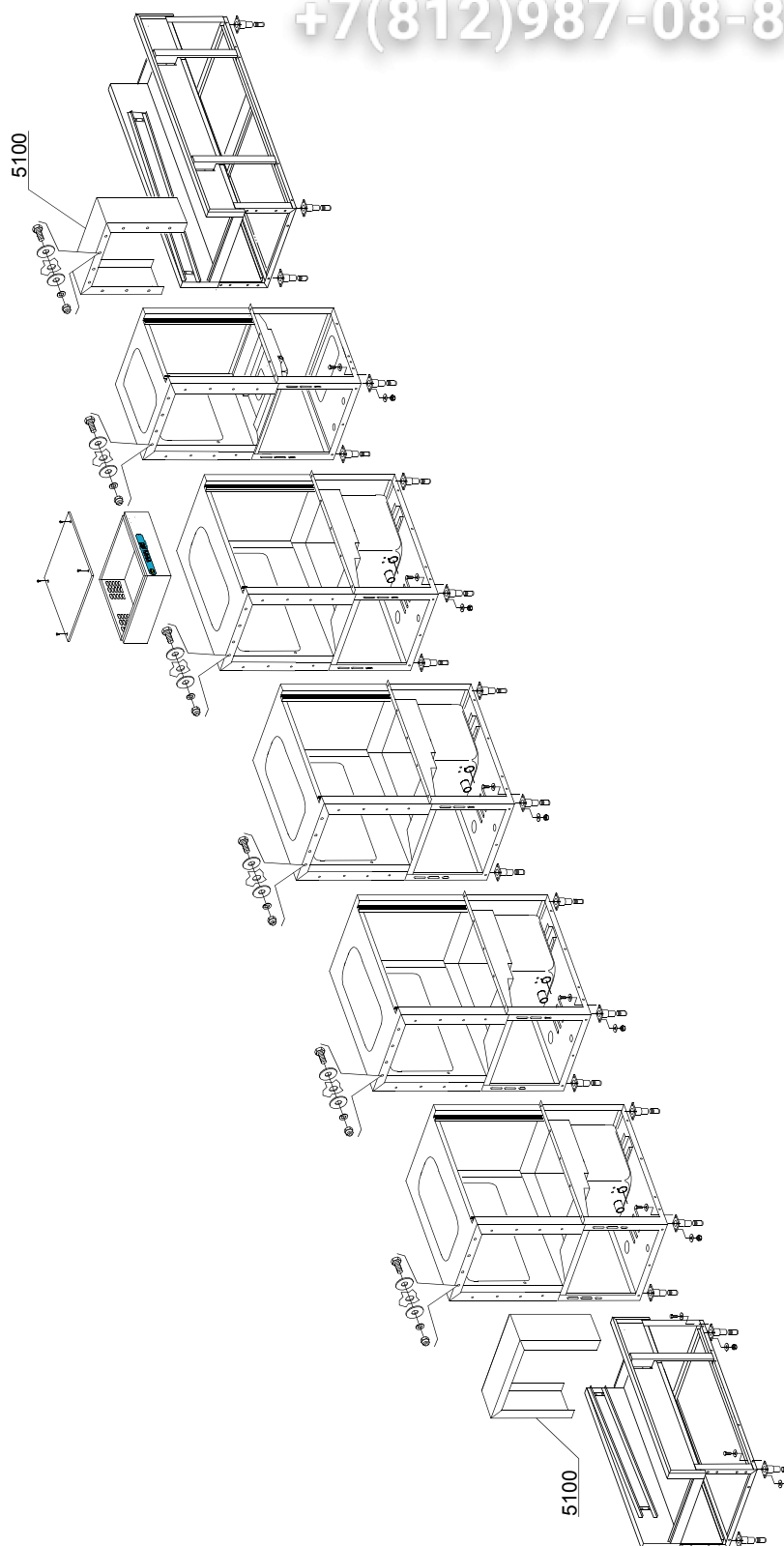
77=77

hr=HEAT RECOVERY - FC 98 / F26, hp=HEAT PUMP - FC 99 / F26 PC, sc91=STEAM CONDENSER - FC 91 / F14, sc94=SPLASH ZONE WITH CYLINDER - FC 94 / F16, d9=DRYER - FC 90, d92=DRYER - FC 90/2 - F12, d93=DRYER - FC 90/3 - F13, d94=DRYER - FC 90/4 - F12M, d95=DRYER - FC 90/5 - F13M, sz89=NEUTRAL ZONE - FC 89, cw=ADDITIONAL BOILER FOR COLD WATER SUPPLY, dvgw=DVGW VALVE SYSTEM, des=DETERGENT ECONOMIZER SYSTEM, sc93=SPLASH ZONE - FC 93 - F16/1, ti=TANKS INSULATION, ds=DOUBLE SKIN, bp=BOOSTER PUMP, sdn3=DISPENSERS SYSTEM SDN-3

A=3/N/PE~380-400V 50-60Hz, D=3/PE~200-210V 50-60Hz, F=2/PE~220-240V 50-60Hz, G=3/N/PE~415V 50-60Hz, H=3/PE~220-230V 50-60Hz, K=3/PE~380-400V 50-60Hz, L=3/PE~415V 50-60Hz, M=3/PE~440V 60Hz, P=1/N/PE~220-230V 50-60Hz, R=2/PE~220-240V 50-60Hz, U=1/N/PE~240V 50-60Hz, V=3/PE~240V 50-60Hz, W=1/N/PE~100-110V 50-60Hz

vsezip.ru

+7(812)987-08-81



vsezip.ru

ID	P-code	SN from	SN to	Mod	Acces.	Volt	Description
Module: Machine structure in modules [780]							
5100	3060147		-	e			Splash zone

e=ELECTRONICAL CONTROL

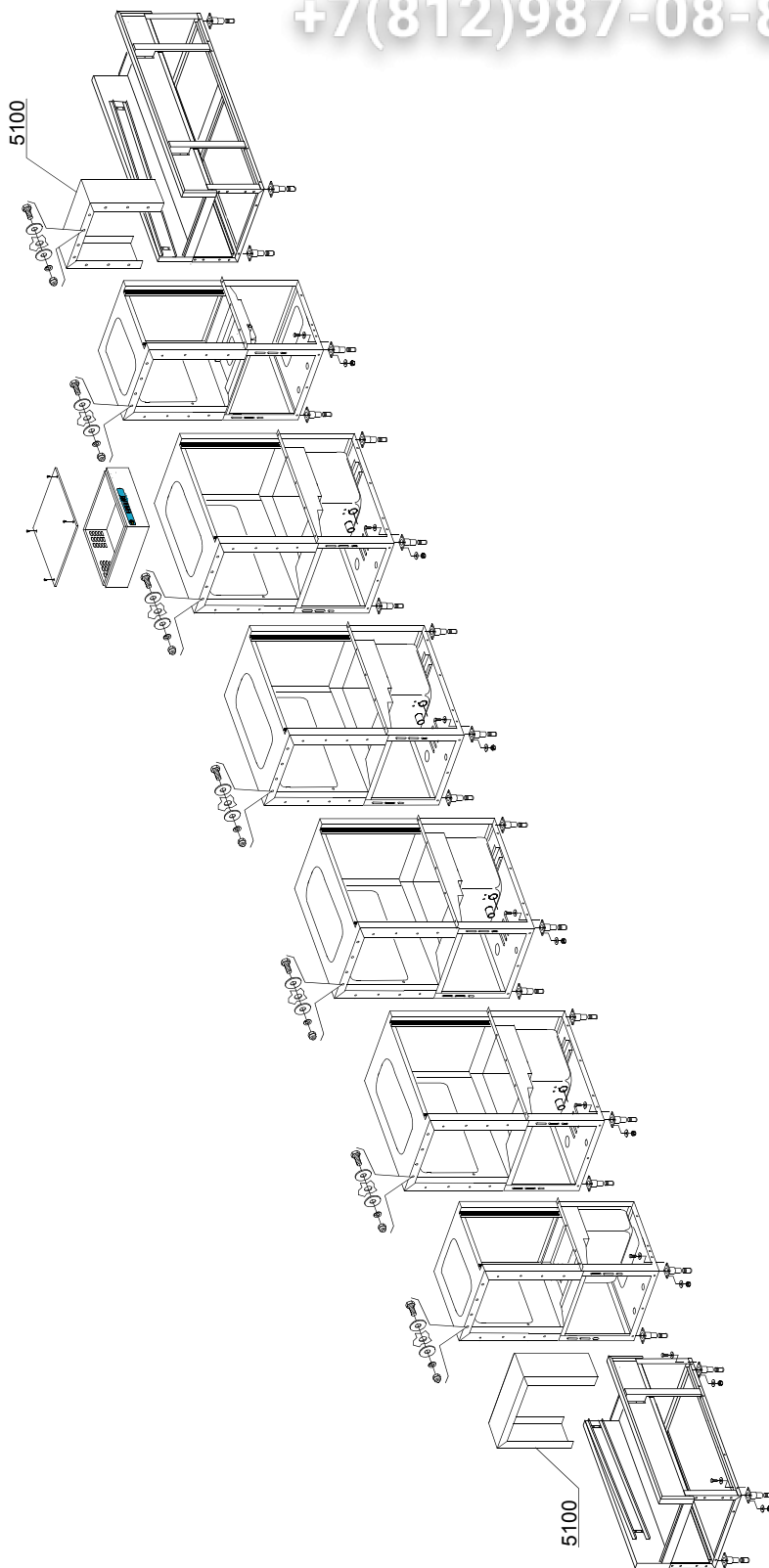
77=77

hr=HEAT RECOVERY - FC 98 / F26, hp=HEAT PUMP - FC 99 / F26 PC, sc91=STEAM CONDENSER - FC 91 / F14, sc94=SPLASH ZONE WITH CYLINDER - FC 94 / F16, d9=DRYER - FC 90, d92=DRYER - FC 90/2 - F12, d93=DRYER - FC 90/3 - F13, d94=DRYER - FC 90/4 - F12M, d95=DRYER - FC 90/5 - F13M, sz89=NEUTRAL ZONE - FC 89, cw=ADDITIONAL BOILER FOR COLD WATER SUPPLY, dvgw=DVGW VALVE SYSTEM, des=DETERGENT ECONOMIZER SYSTEM, sc93=SPLASH ZONE - FC 93 - F16/1, ti=TANKS INSULATION, ds=DOUBLE SKIN, bp=BOOSTER PUMP, sdn3=DISPENSERS SYSTEM SDN-3

A=3/N/PE~380-400V 50-60Hz, D=3/PE~200-210V 50-60Hz, F=2/PE~220-240V 50-60Hz, G=3/N/PE~415V 50-60Hz, H=3/PE~220-230V 50-60Hz, K=3/PE~380-400V 50-60Hz, L=3/PE~415V 50-60Hz, M=3/PE~440V 60Hz, P=1/N/PE~220-230V 50-60Hz, R=2/PE~220-240V 50-60Hz, U=1/N/PE~240V 50-60Hz, V=3/PE~240V 50-60Hz, W=1/N/PE~100-110V 50-60Hz

vsezip.ru

+7(812)987-08-81



03_039_e

vsezip.ru

ID	P-code	SN from	SN to	Mod	Acces.	Volt	Description
Module: Machine structure in modules [900]							
5100	3060147		-	e			Splash zone

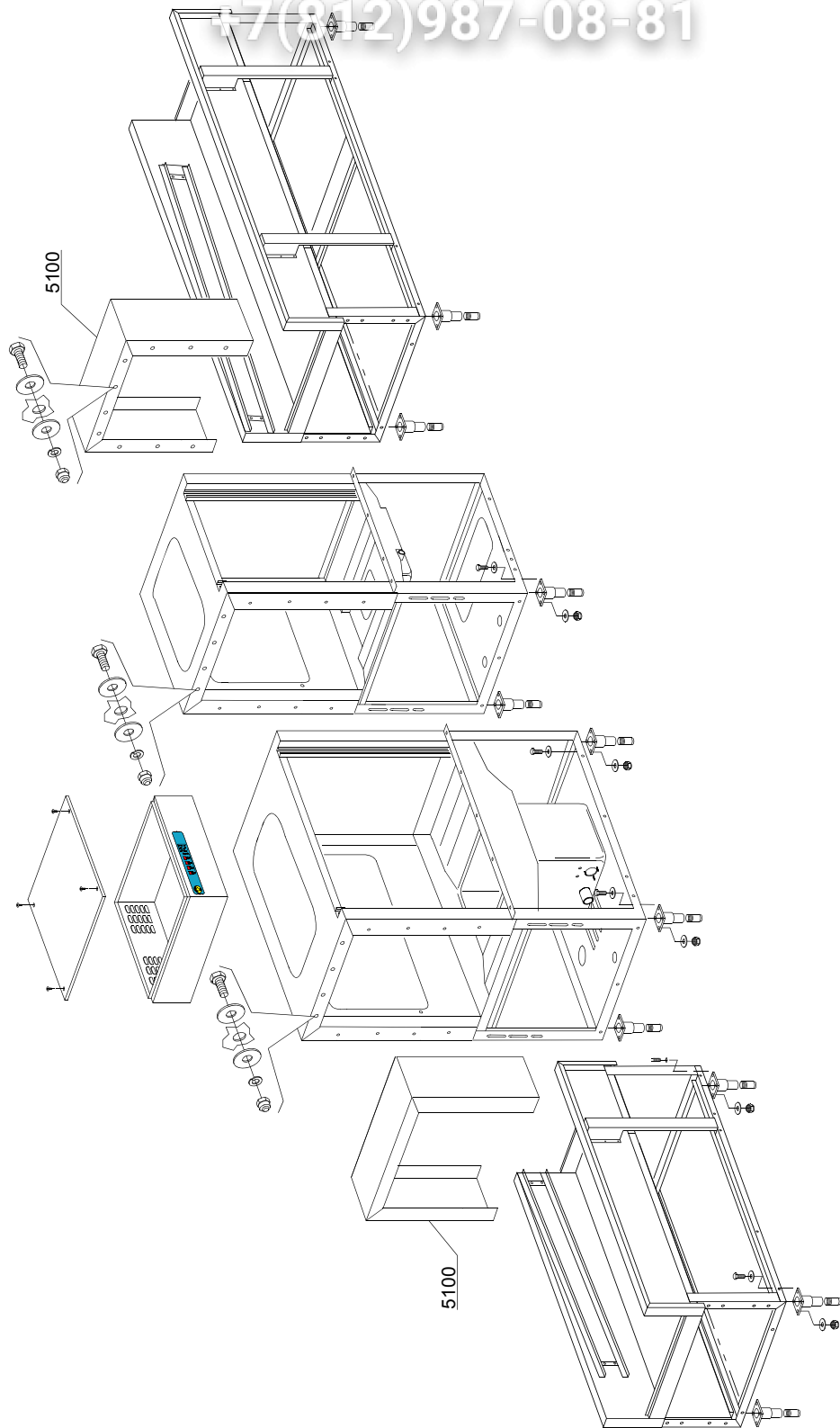
e=ELECTRONICAL CONTROL

77=77

hr=HEAT RECOVERY - FC 98 / F26, hp=HEAT PUMP - FC 99 / F26 PC, sc91=STEAM CONDENSER - FC 91 / F14, sc94=SPLASH ZONE WITH CYLINDER - FC 94 / F16, d9=DRYER - FC 90, d92=DRYER - FC 90/2 - F12, d93=DRYER - FC 90/3 - F13, d94=DRYER - FC 90/4 - F12M, d95=DRYER - FC 90/5 - F13M, sz89=NEUTRAL ZONE - FC 89, cw=ADDITIONAL BOILER FOR COLD WATER SUPPLY, dvgw=DVGW VALVE SYSTEM, des=DETERGENT ECONOMIZER SYSTEM, sc93=SPLASH ZONE - FC 93 - F16/1, ti=TANKS INSULATION, ds=DOUBLE SKIN, bp=BOOSTER PUMP, sdn3=DISPENSERS SYSTEM SDN-3

A=3/N/PE~380-400V 50-60Hz, D=3/PE~200-210V 50-60Hz, F=2/PE~220-240V 50-60Hz, G=3/N/PE~415V 50-60Hz, H=3/PE~220-230V 50-60Hz, K=3/PE~380-400V 50-60Hz, L=3/PE~415V 50-60Hz, M=3/PE~440V 60Hz, P=1/N/PE~220-230V 50-60Hz, R=2/PE~220-240V 50-60Hz, U=1/N/PE~240V 50-60Hz, V=3/PE~240V 50-60Hz, W=1/N/PE~100-110V 50-60Hz

03_040_e



vsezip.ru

ID	P-code	SN from	SN to	Mod.	Acces.	Volt	Description
Module: Machine structure in modules [500] - [500]							
5100	3060147		-	e			Splash zone

e=ELECTRONICAL CONTROL

77=77

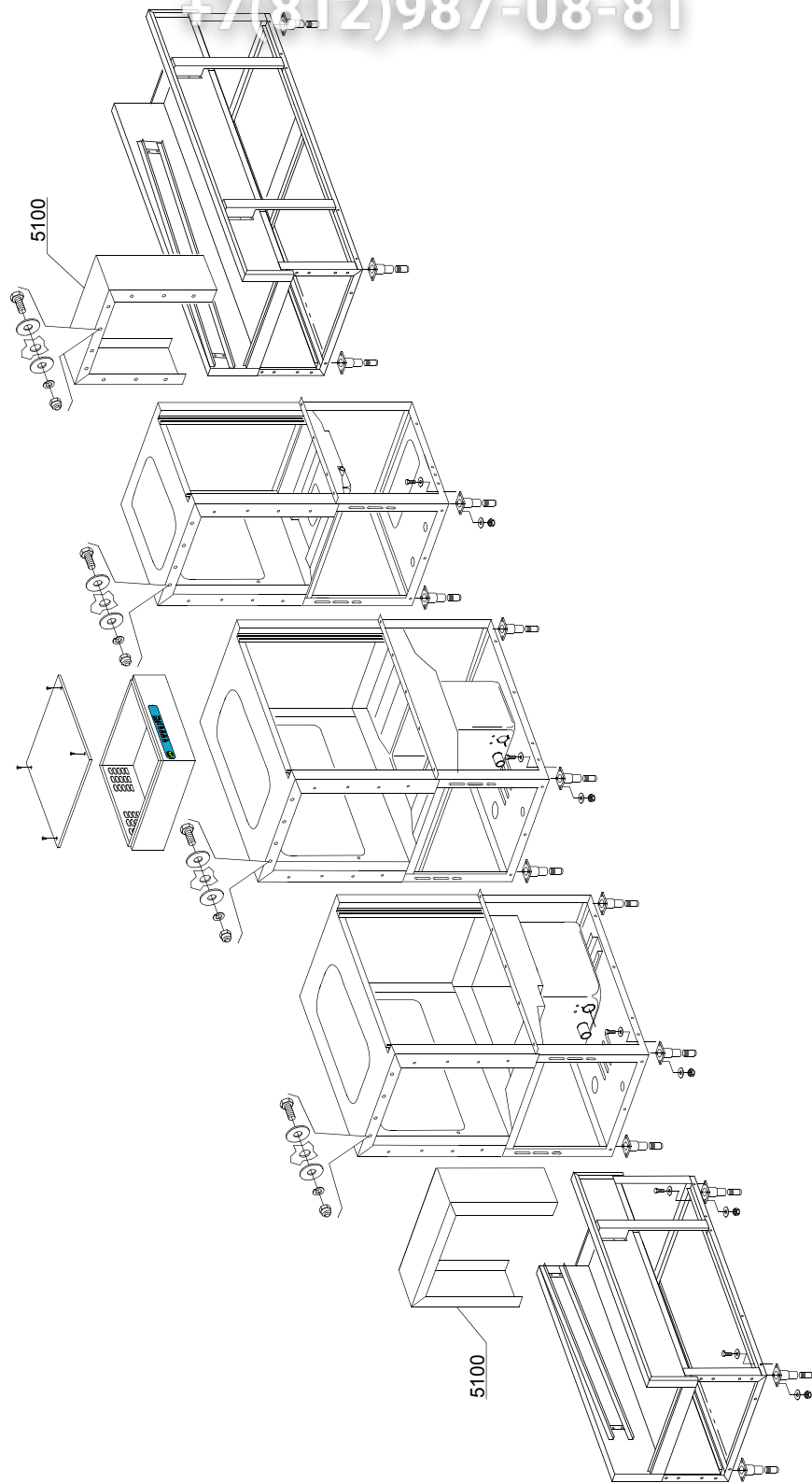
hr=HEAT RECOVERY - FC 98 / F26, hp=HEAT PUMP - FC 99 / F26 PC, sc91=STEAM CONDENSER - FC 91 / F14, sc94=SPLASH ZONE WITH CYLINDER - FC 94 / F16, d9=DRYER - FC 90, d92=DRYER - FC 90/2 - F12, d93=DRYER - FC 90/3 - F13, d94=DRYER - FC 90/4 - F12M, d95=DRYER - FC 90/5 - F13M, sz89=NEUTRAL ZONE - FC 89, cw=ADDITIONAL BOILER FOR COLD WATER SUPPLY, dvgw=DVGW VALVE SYSTEM, des=DETERGENT ECONOMIZER SYSTEM, sc93=SPLASH ZONE - FC 93 - F16/1, ti=TANKS INSULATION, ds=DOUBLE SKIN, bp=BOOSTER PUMP, sdn3=DISPENSERS SYSTEM SDN-3

A=3/N/PE~380-400V 50-60Hz, D=3/PE~200-210V 50-60Hz, F=2/PE~220-240V 50-60Hz, G=3/N/PE~415V 50-60Hz, H=3/PE~220-230V 50-60Hz, K=3/PE~380-400V 50-60Hz, L=3/PE~415V 50-60Hz, M=3/PE~440V 60Hz, P=1/N/PE~220-230V 50-60Hz, R=2/PE~220-240V 50-60Hz, U=1/N/PE~240V 50-60Hz, V=3/PE~240V 50-60Hz, W=1/N/PE~100-110V 50-60Hz

vsezip.ru

+7(812)987-08-81

03_041_e



vsezip.ru

ID	P-code	SN from	SN to	Mod.	Acces.	Volt	Description
Module: Machine structure in modules [750] - [750]							
5100	3060147		-	e			Splash zone

e=ELECTRONICAL CONTROL

77=77

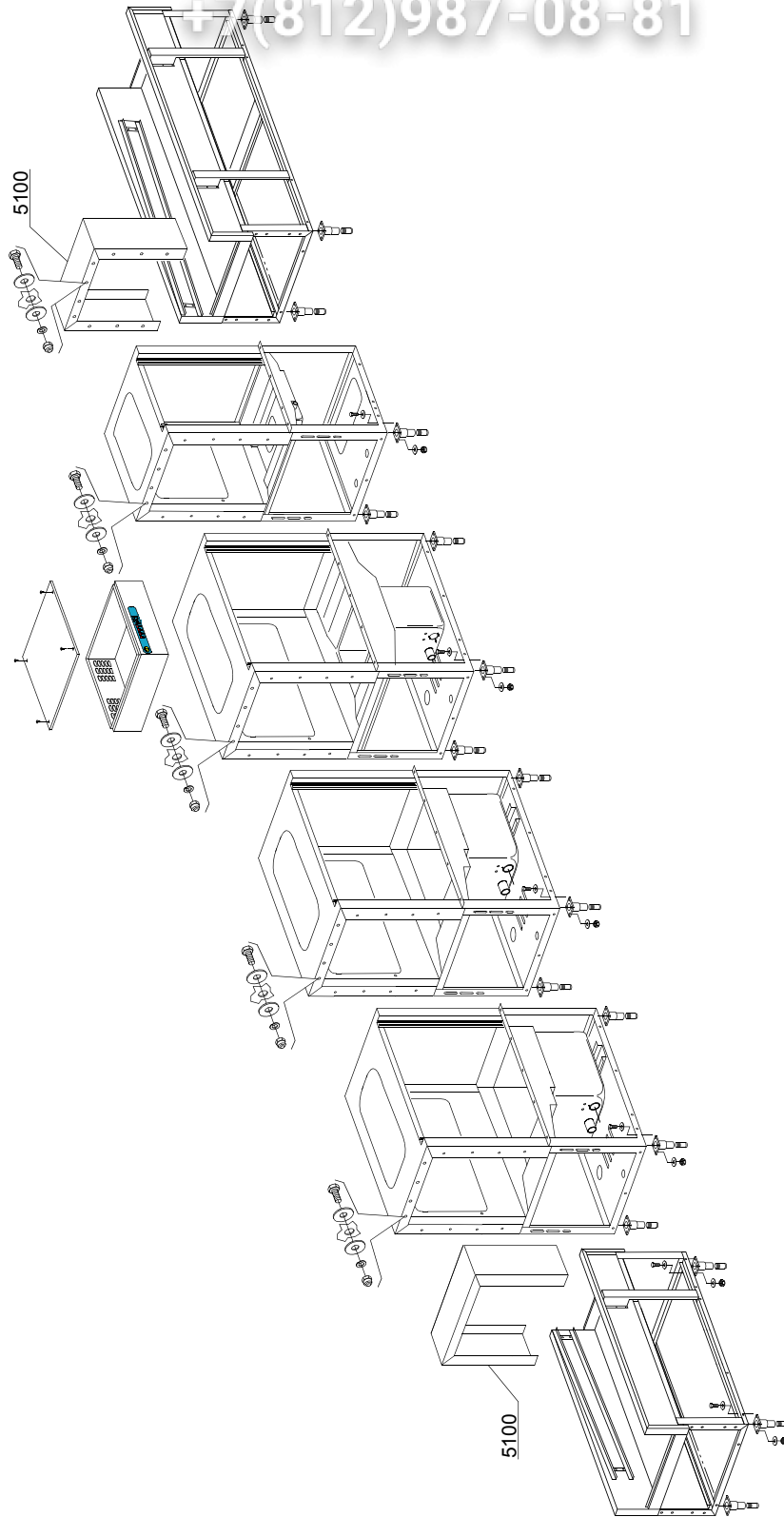
hr=HEAT RECOVERY - FC 98 / F26, hp=HEAT PUMP - FC 99 / F26 PC, sc91=STEAM CONDENSER - FC 91 / F14, sc94=SPLASH ZONE WITH CYLINDER - FC 94 / F16, d9=DRYER - FC 90, d92=DRYER - FC 90/2 - F12, d93=DRYER - FC 90/3 - F13, d94=DRYER - FC 90/4 - F12M, d95=DRYER - FC 90/5 - F13M, sz89=NEUTRAL ZONE - FC 89, cw=ADDITIONAL BOILER FOR COLD WATER SUPPLY, dvgw=DVGW VALVE SYSTEM, des=DETERGENT ECONOMIZER SYSTEM, sc93=SPLASH ZONE - FC 93 - F16/1, ti=TANKS INSULATION, ds=DOUBLE SKIN, bp=BOOSTER PUMP, sdn3=DISPENSERS SYSTEM SDN-3

A=3/N/PE~380-400V 50-60Hz, D=3/PE~200-210V 50-60Hz, F=2/PE~220-240V 50-60Hz, G=3/N/PE~415V 50-60Hz, H=3/PE~220-230V 50-60Hz, K=3/PE~380-400V 50-60Hz, L=3/PE~415V 50-60Hz, M=3/PE~440V 60Hz, P=1/N/PE~220-230V 50-60Hz, R=2/PE~220-240V 50-60Hz, U=1/N/PE~240V 50-60Hz, V=3/PE~240V 50-60Hz, W=1/N/PE~100-110V 50-60Hz

vsezip.ru

+7(812)987-08-81

03_042_e



vsezip.ru

ID	P-code	SN from	SN to	Mod	Acces.	Volt	Description
Module: Machine structure in modules [1000] - [10000]							
5100	3060147		-	e			Splash zone

e=ELECTRONICAL CONTROL

77=77

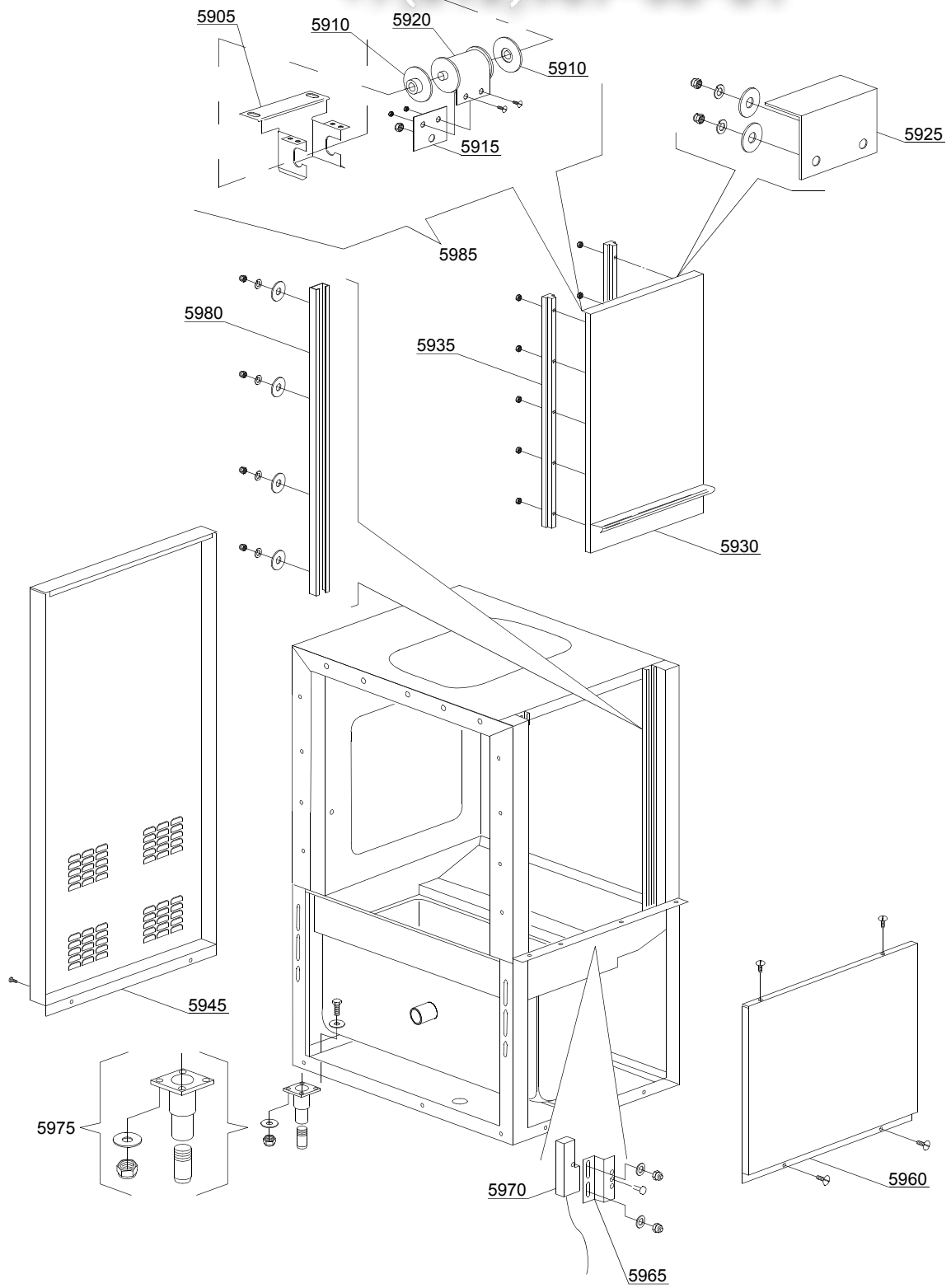
hr=HEAT RECOVERY - FC 98 / F26, hp=HEAT PUMP - FC 99 / F26 PC, sc91=STEAM CONDENSER - FC 91 / F14, sc94=SPLASH ZONE WITH CYLINDER - FC 94 / F16, d9=DRYER - FC 90, d92=DRYER - FC 90/2 - F12, d93=DRYER - FC 90/3 - F13, d94=DRYER - FC 90/4 - F12M, d95=DRYER - FC 90/5 - F13M, sz89=NEUTRAL ZONE - FC 89, cw=ADDITIONAL BOILER FOR COLD WATER SUPPLY, dvgw=DVGW VALVE SYSTEM, des=DETERGENT ECONOMIZER SYSTEM, sc93=SPLASH ZONE - FC 93 - F16/1, ti=TANKS INSULATION, ds=DOUBLE SKIN, bp=BOOSTER PUMP, sdn3=DISPENSERS SYSTEM SDN-3

A=3/N/PE~380-400V 50-60Hz, D=3/PE~200-210V 50-60Hz, F=2/PE~220-240V 50-60Hz, G=3/N/PE~415V 50-60Hz, H=3/PE~220-230V 50-60Hz, K=3/PE~380-400V 50-60Hz, L=3/PE~415V 50-60Hz, M=3/PE~440V 60Hz, P=1/N/PE~220-230V 50-60Hz, R=2/PE~220-240V 50-60Hz, U=1/N/PE~240V 50-60Hz, V=3/PE~240V 50-60Hz, W=1/N/PE~100-110V 50-60Hz

vsezip.ru

+7(812)987-08-81

03_005ae



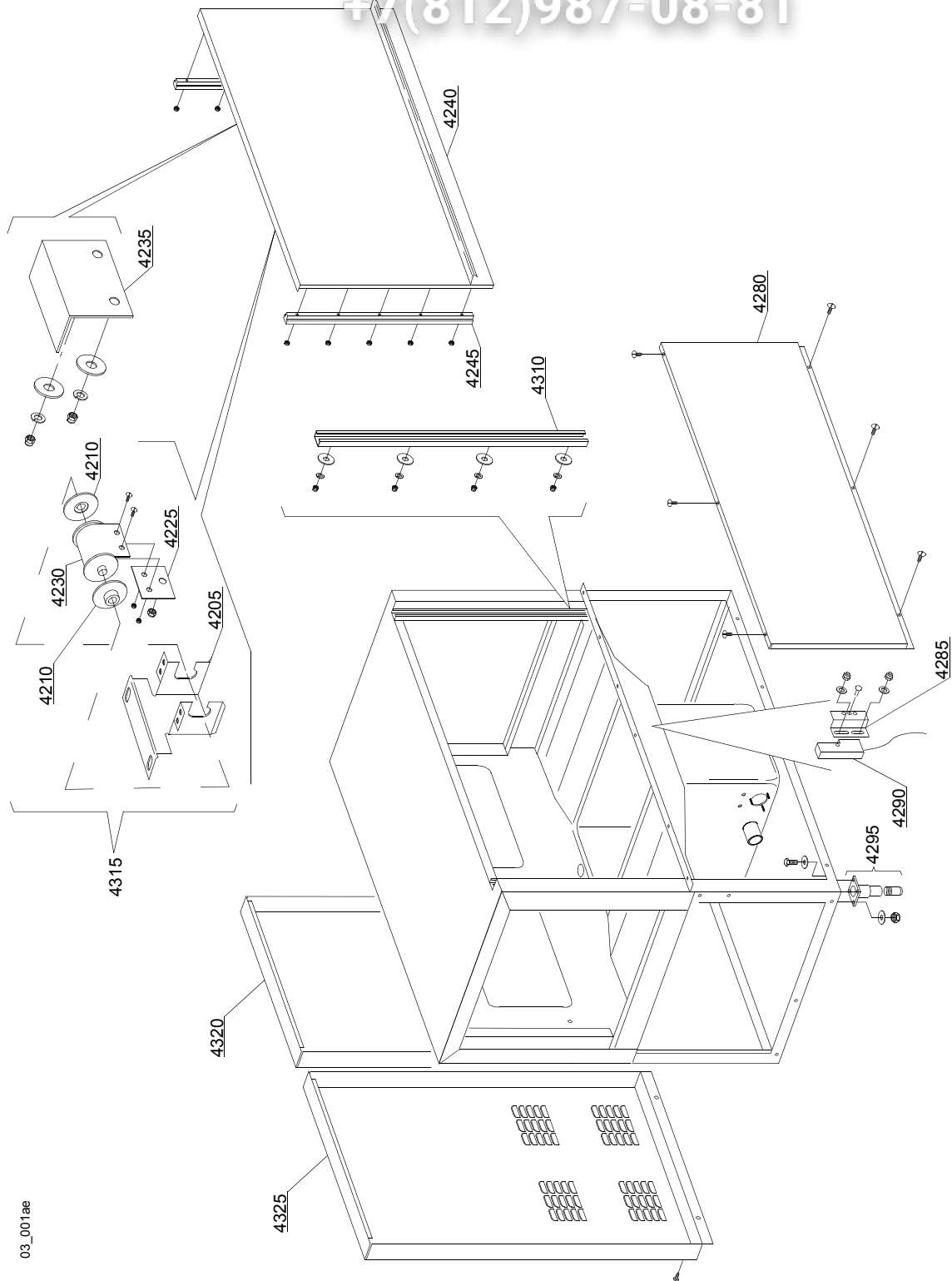
ID	P-code	SN from	SN to	Mod	Acces.	Volt	Description
Module:Prewashing module 600 [380,420,540,600,630,730,900] - [490,500,720,950]							
5905	3009664		-	e			Spring support
5910	3004012		-	e			Spring holder
5915	3009555		-	e			Spring clamping plate
5920	3004011		-	e			Door spring BBSR 23
5925	3009269		-	e			Door stop
5930	3009402		-	e			Door assembly
5935	3004026		-	e			Door guide
5945	3060083		-	e			Rear panel
5960	3009178		-	e			Front cover right
5960	3009179		-	e			Front cover left
5965	3009112		-	e			Microswitch support
5970	3003112		-	e			Door microswitch
5975	3004060		-	e			Foot
5980	3009033		-	e			Slideways
5985	3009905		-	e			Spring assembly BBSR 23

e=ELECTRONICAL CONTROL

77=77

hr=HEAT RECOVERY - FC 98 / F26, hp=HEAT PUMP - FC 99 / F26 PC, sc91=STEAM CONDENSER - FC 91 / F14, sc94=SPLASH ZONE WITH CYLINDER - FC 94 / F16, d9=DRYER - FC 90, d92=DRYER - FC 90/2 - F12, d93=DRYER - FC 90/3 - F13, d94=DRYER - FC 90/4 - F12M, d95=DRYER - FC 90/5 - F13M, sz89=NEUTRAL ZONE - FC 89, cw=ADDITIONAL BOILER FOR COLD WATER SUPPLY, dvgw=DVGW VALVE SYSTEM, des=DETERGENT ECONOMIZER SYSTEM, sc93=SPLASH ZONE - FC 93 - F16/1, ti=TANKS INSULATION, ds=DOUBLE SKIN, bp=BOOSTER PUMP, sdn3=DISPENSERS SYSTEM SDN-3

A=3/N/PE~380-400V 50-60Hz, D=3/PE~200-210V 50-60Hz, F=2/PE~220-240V 50-60Hz, G=3/N/PE~415V 50-60Hz, H=3/PE~220-230V 50-60Hz, K=3/PE~380-400V 50-60Hz, L=3/PE~415V 50-60Hz, M=3/PE~440V 60Hz, P=1/N/PE~220-230V 50-60Hz, R=2/PE~220-240V 50-60Hz, U=1/N/PE~240V 50-60Hz, V=3/PE~240V 50-60Hz, W=1/N/PE~100-110V 50-60Hz



03_001ae

ID	P-code	SN from	SN to	Mod	Acces.	Volt	Description
Module: Washing module 1300 [500,750,1000] - [5000,7500,10000]							
4205	3009664		-	e			Spring support
4210	3004012		-	e			Spring holder
4225	3009555		-	e			Spring clamping plate
4230	3004010		-	e			Door spring BBSR 21
4235	3009269		-	e			Door stop
4240	3009576		-	e			Door assembly
4265	3009173		-	e			Rear panel
4280	3009465		-	e			Front cover
4285	3009112		-	e			Microswitch support
4290	3003112		-	e			Door microswitch
4295	80116		-	e			Foot
4310	3009033		-	e			Slideways
4315	3009907		-	e			Spring assembly BBSR 21
4320	3060081		-	e			L=700 Rear panel
4325	3060083		-	e			L=600 Rear panel

e=ELECTRONICAL CONTROL

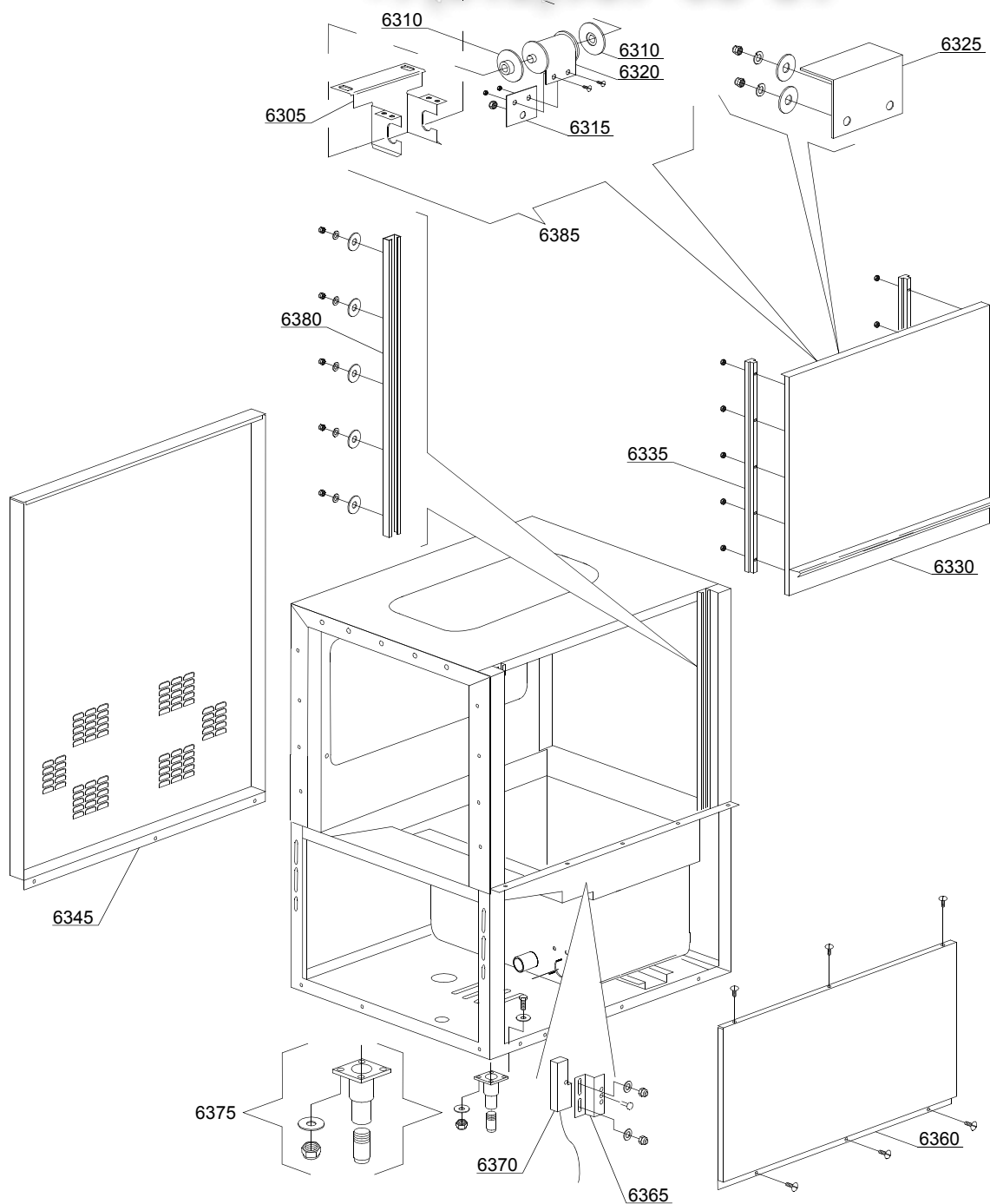
77=77

hr=HEAT RECOVERY - FC 98 / F26, hp=HEAT PUMP - FC 99 / F26 PC, sc91=STEAM CONDENSER - FC 91 / F14, sc94=SPLASH ZONE WITH CYLINDER - FC 94 / F16, d9=DRYER - FC 90, d92=DRYER - FC 90/2 - F12, d93=DRYER - FC 90/3 - F13, d94=DRYER - FC 90/4 - F12M, d95=DRYER - FC 90/5 - F13M, sz89=NEUTRAL ZONE - FC 89, cw=ADDITIONAL BOILER FOR COLD WATER SUPPLY, dvgw=DVGW VALVE SYSTEM, des=DETERGENT ECONOMIZER SYSTEM, sc93=SPLASH ZONE - FC 93 - F16/1, ti=TANKS INSULATION, ds=DOUBLE SKIN, bp=BOOSTER PUMP, sdn3=DISPENSERS SYSTEM SDN-3

A=3/N/PE~380-400V 50-60Hz, D=3/PE~200-210V 50-60Hz, F=2/PE~220-240V 50-60Hz, G=3/N/PE~415V 50-60Hz, H=3/PE~220-230V 50-60Hz, K=3/PE~380-400V 50-60Hz, L=3/PE~415V 50-60Hz, M=3/PE~440V 60Hz, P=1/N/PE~220-230V 50-60Hz, R=2/PE~220-240V 50-60Hz, U=1/N/PE~240V 50-60Hz, V=3/PE~240V 50-60Hz, W=1/N/PE~100-110V 50-60Hz

vsezip.ru

+7(812)987-08-81



03_001be

ID	P-code	SN from	SN to	Mod	Acces.	Volt	Description
Module: Washing module 900 [250,380,420,540,600,680,780,900,500,750,1000] - [3300,4900,5700,7200,9500,5000,7500,10000]							
6305	3009665		-	e			Spring support
6310	3004012		-	e			Spring holder
6315	3009555		-	e			Spring clamping plate
6320	3004013		-	e			Door spring BBSR 22
6325	3009269		-	e			Door stop
6330	3009403		-	e			Door assembly
6335	3004026		-	e			Door guide
6345	3060082		-	e			Rear panel
6360	3009147		-	e			Front cover
6365	3009112		-	e			Microswitch support
6370	3003112		-	e			Door microswitch
6375	3004060		-	e			Foot
6380	3009033		-	e			Slideways
6385	3009906		-	e			Spring assembly BBSR 22

e=ELECTRONICAL CONTROL

77=77

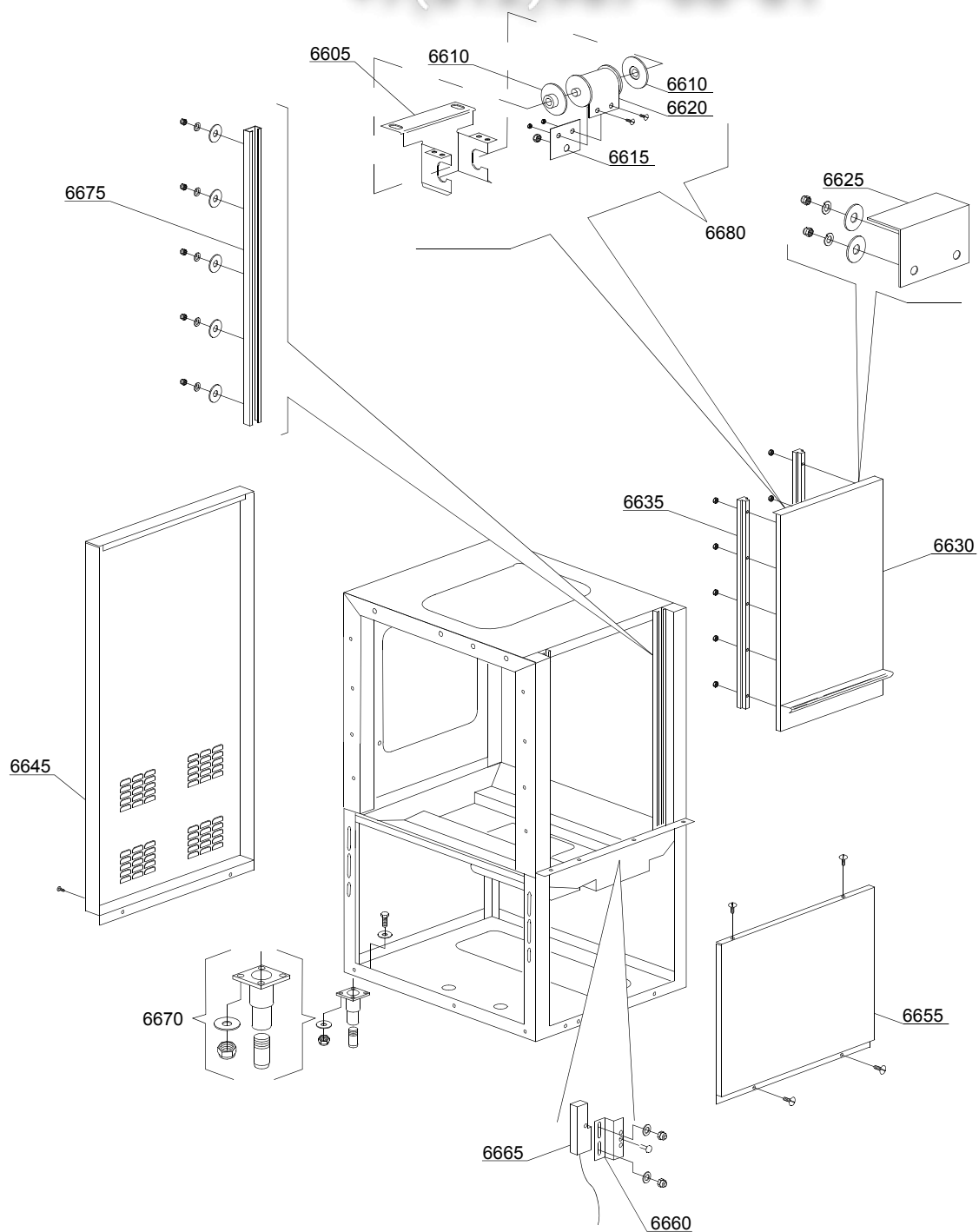
hr=HEAT RECOVERY - FC 98 / F26, hp=HEAT PUMP - FC 99 / F26 PC, sc91=STEAM CONDENSER - FC 91 / F14, sc94=SPLASH ZONE WITH CYLINDER - FC 94 / F16, d9=DRYER - FC 90, d92=DRYER - FC 90/2 - F12, d93=DRYER - FC 90/3 - F13, d94=DRYER - FC 90/4 - F12M, d95=DRYER - FC 90/5 - F13M, sz89=NEUTRAL ZONE - FC 89, cw=ADDITIONAL BOILER FOR COLD WATER SUPPLY, dvgw=DVGW VALVE SYSTEM, des=DETERGENT ECONOMIZER SYSTEM, sc93=SPLASH ZONE - FC 93 - F16/1, ti=TANKS INSULATION, ds=DOUBLE SKIN, bp=BOOSTER PUMP, sdn3=DISPENSERS SYSTEM SDN-3

A=3/N/PE~380-400V 50-60Hz, D=3/PE~200-210V 50-60Hz, F=2/PE~220-240V 50-60Hz, G=3/N/PE~415V 50-60Hz, H=3/PE~220-230V 50-60Hz, K=3/PE~380-400V 50-60Hz, L=3/PE~415V 50-60Hz, M=3/PE~440V 60Hz, P=1/N/PE~220-230V 50-60Hz, R=2/PE~220-240V 50-60Hz, U=1/N/PE~240V 50-60Hz, V=3/PE~240V 50-60Hz, W=1/N/PE~100-110V 50-60Hz

vsezip.ru

+7(812)987-08-81

03_006ae



ID	P-code	SN from	SN to	Mod	Acces	Volt	Description
Module: Rising module 600 [250,380,420,540,600,680,780,900,1000,1000] - [3300,4900,5700,7200,9500,5000,7500,10000]							
6605	3009664		-	e			Spring support
6610	3004012		-	e			Spring holder
6615	3009555		-	e			Spring clamping plate
6620	3004011		-	e			Door spring BBSR 23
6625	3009269		-	e			Door stop
6630	3009402		-	e			Door assembly
6635	3004026		-	e			Door guide
6645	3060083		-	e			Rear panel
6655	3009178		-	e			Front cover right
6655	3009179		-	e			Front cover left
6660	3009112		-	e			Microswitch support
6665	3003112		-	e			Door microswitch
6670	3004060		-	e			Foot
6675	3009033		-	e			Slideways
6680	3009905		-	e			Spring assembly BBSR 23

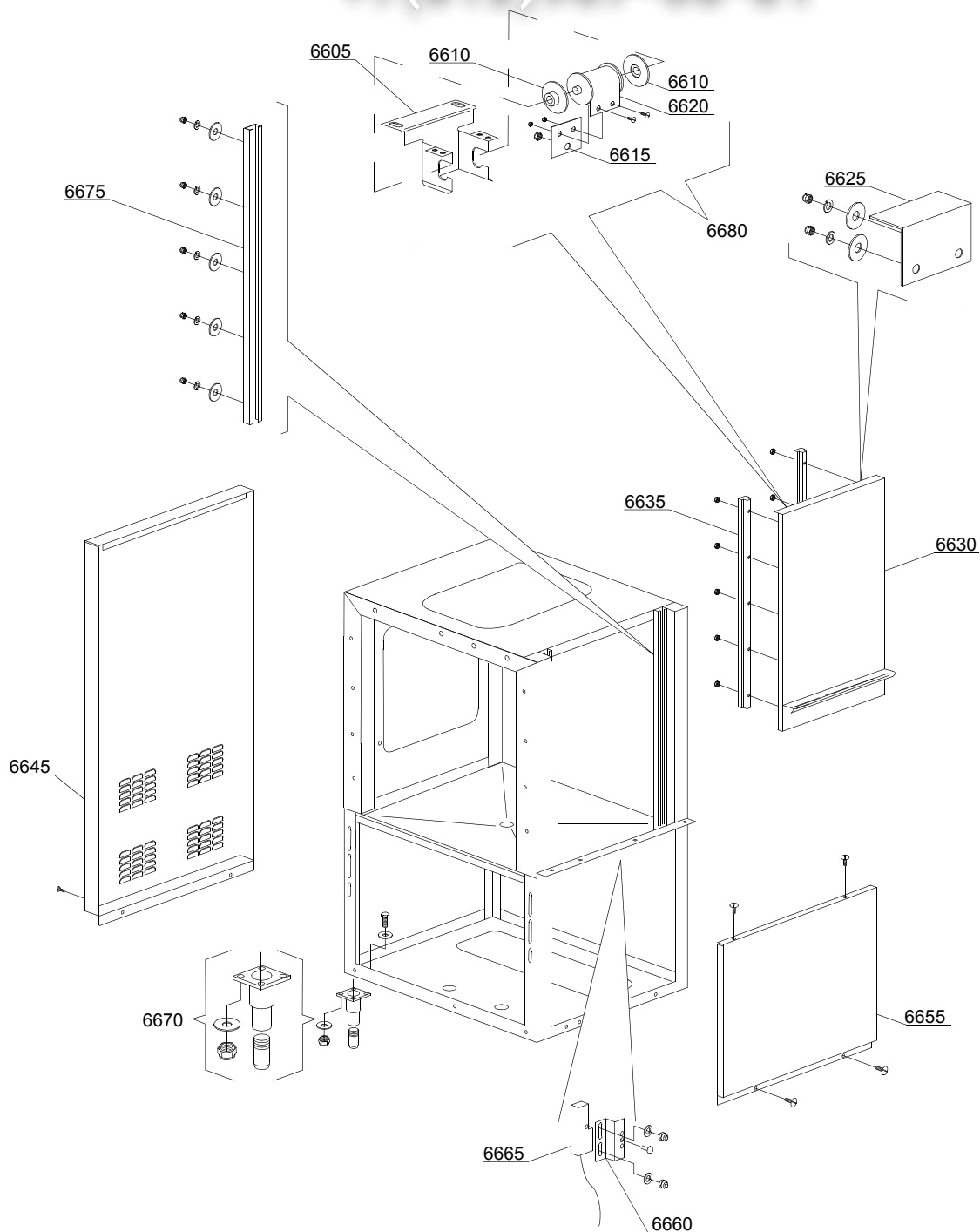
e=ELECTRONICAL CONTROL

77=77

hr=HEAT RECOVERY - FC 98 / F26, hp=HEAT PUMP - FC 99 / F26 PC, sc91=STEAM CONDENSER - FC 91 / F14, sc94=SPLASH ZONE WITH CYLINDER - FC 94 / F16, d9=DRYER - FC 90, d92=DRYER - FC 90/2 - F12, d93=DRYER - FC 90/3 - F13, d94=DRYER - FC 90/4 - F12M, d95=DRYER - FC 90/5 - F13M, sz89=NEUTRAL ZONE - FC 89, cw=ADDITIONAL BOILER FOR COLD WATER SUPPLY, dvgw=DVGW VALVE SYSTEM, des=DETERGENT ECONOMIZER SYSTEM, sc93=SPLASH ZONE - FC 93 - F16/1, ti=TANKS INSULATION, ds=DOUBLE SKIN, bp=BOOSTER PUMP, sdn3=DISPENSERS SYSTEM SDN-3

A=3/N/PE~380-400V 50-60Hz, D=3/PE~200-210V 50-60Hz, F=2/PE~220-240V 50-60Hz, G=3/N/PE~415V 50-60Hz, H=3/PE~220-230V 50-60Hz, K=3/PE~380-400V 50-60Hz, L=3/PE~415V 50-60Hz, M=3/PE~440V 60Hz, P=1/N/PE~220-230V 50-60Hz, R=2/PE~220-240V 50-60Hz, U=1/N/PE~240V 50-60Hz, V=3/PE~240V 50-60Hz, W=1/N/PE~100-110V 50-60Hz

03_030_e



ID	P-code	SN from	SN to	Mod	Acces	Volt	Description
Module:Neutral zone FC89 - FNO [250,380,420,540,600,680,780,900,500,750,1000]- [3300,4900,5700,7200,9500,5000,7500,10000]							
6605	3009664		-	e			Spring support
6610	3004012		-	e			Spring holder
6615	3009555		-	e			Spring clamping plate
6620	3004011		-	e			Door spring BBSR 23
6625	3009269		-	e			Door stop
6630	3009402		-	e			Door assembly
6635	3004026		-	e			Door guide
6645	3060083		-	e			Rear panel
6655	3009178		-	e			Front cover right
6655	3009179		-	e			Front cover left
6660	3009112		-	e			Microswitch support
6665	3003112		-	e			Door microswitch
6670	3004060		-	e			Foot
6675	3009033		-	e			Slideways
6680	3009905		-	e			Spring assembly BBSR 23

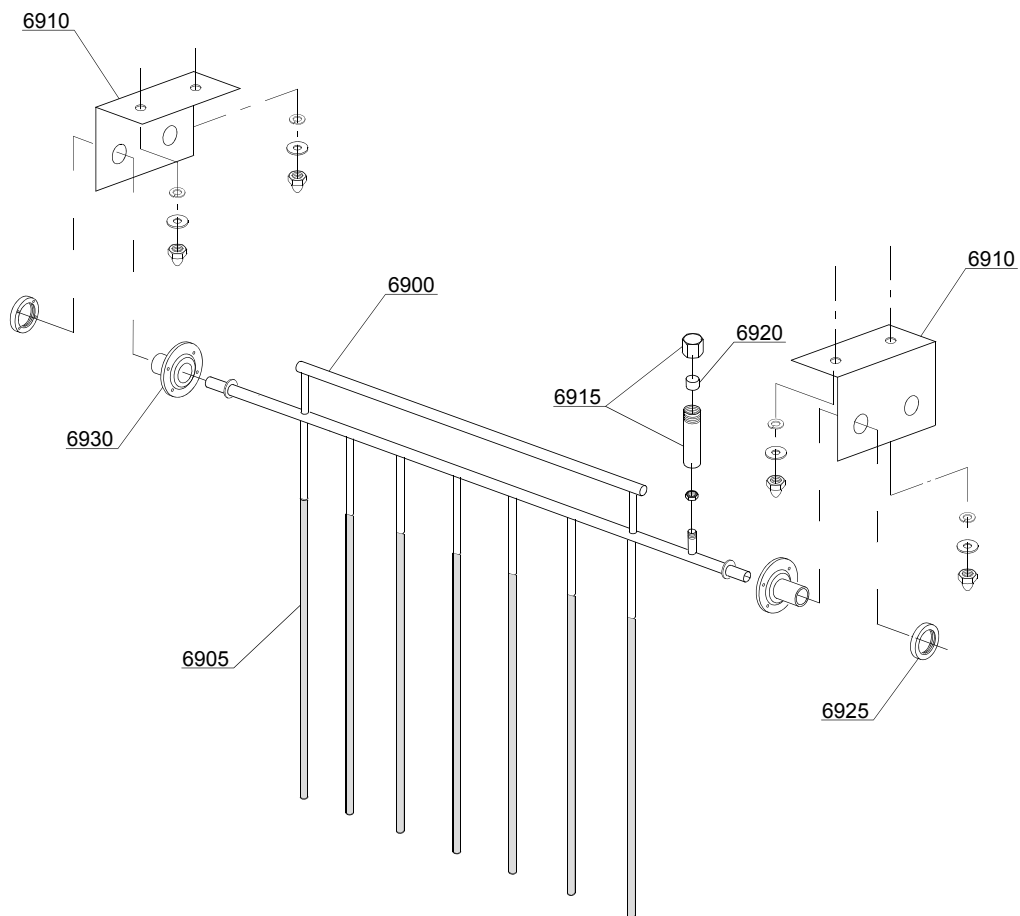
e=ELECTRONICAL CONTROL

77=77

hr=HEAT RECOVERY - FC 98 / F26, hp=HEAT PUMP - FC 99 / F26 PC, sc91=STEAM CONDENSER - FC 91 / F14, sc94=SPLASH ZONE WITH CYLINDER - FC 94 / F16, d9=DRYER - FC 90, d92=DRYER - FC 90/2 - F12, d93=DRYER - FC 90/3 - F13, d94=DRYER - FC 90/4 - F12M, d95=DRYER - FC 90/5 - F13M, sz89=NEUTRAL ZONE - FC 89, cw=ADDITIONAL BOILER FOR COLD WATER SUPPLY, dvgw=DVGW VALVE SYSTEM, des=DETERGENT ECONOMIZER SYSTEM, sc93=SPLASH ZONE - FC 93 - F16/1, ti=TANKS INSULATION, ds=DOUBLE SKIN, bp=BOOSTER PUMP, sdn3=DISPENSERS SYSTEM SDN-3

A=3/N/PE~380-400V 50-60Hz, D=3/PE~200-210V 50-60Hz, F=2/PE~220-240V 50-60Hz, G=3/N/PE~415V 50-60Hz, H=3/PE~220-230V 50-60Hz, K=3/PE~380-400V 50-60Hz, L=3/PE~415V 50-60Hz, M=3/PE~440V 60Hz, P=1/N/PE~220-230V 50-60Hz, R=2/PE~220-240V 50-60Hz, U=1/N/PE~240V 50-60Hz, V=3/PE~240V 50-60Hz, W=1/N/PE~100-110V 50-60Hz

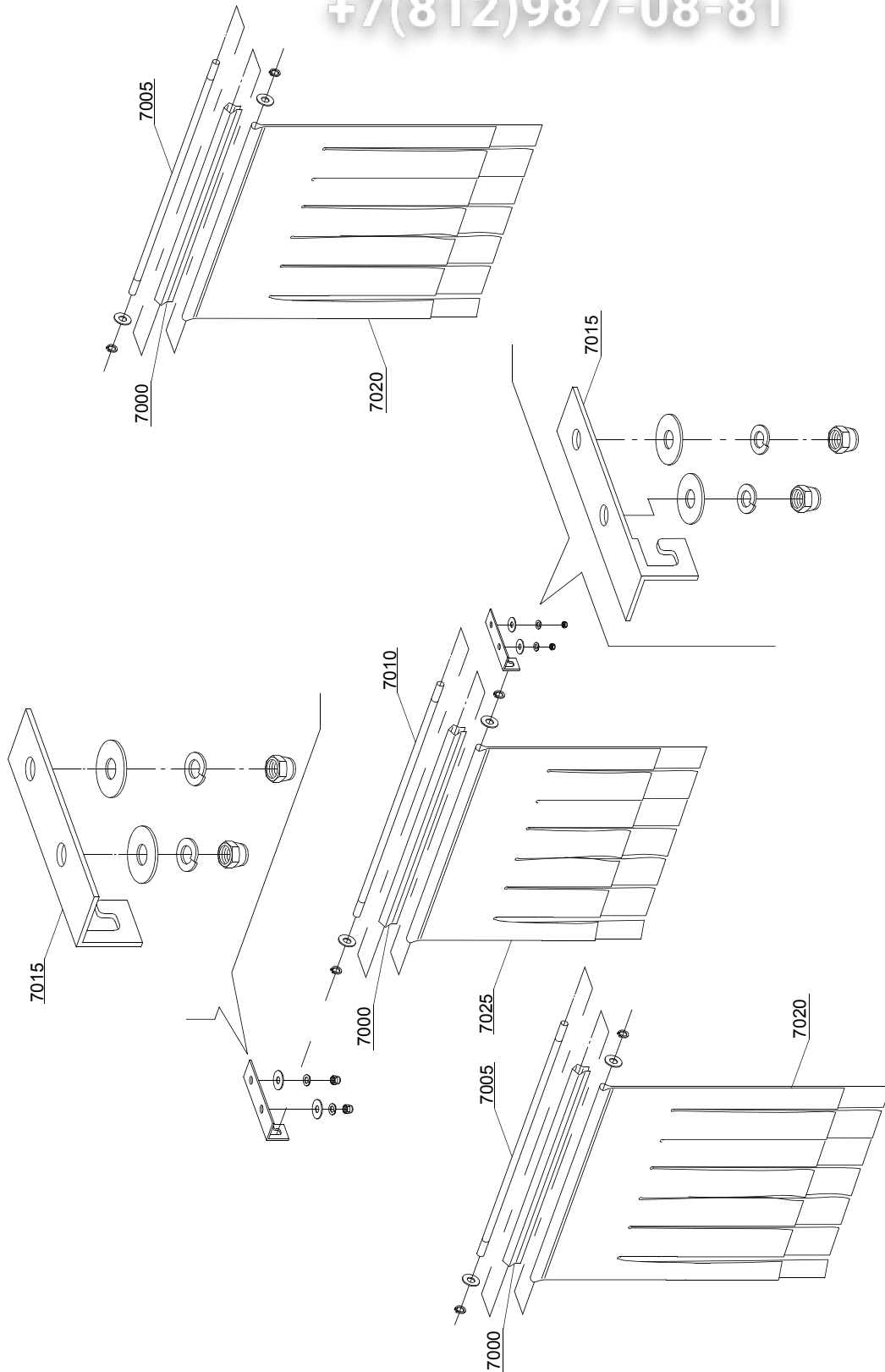
03_104_e



VALIDO PER VERSIONI DX E SX
VALID FOR EITHER RIGHT OR LEFT VERSION
VALABLE POUR VERSION DROITE ET GAUCHE

vsezip.ru

+7(812)987-08-81



03_201_e

vsezip.ru

ID	P-code	SN from	SN to	Mod.	Acces.	Volt	Description
Module: Curtains group components [250,380,420,540,600,680,780,900,500,750,1000,1000]							
[3300,4900,5700,7200,9500,5000,7500,10000]							
7000	3060060		-	e			Curtain moulding
7005	3060025		-	e			Curtain rod short
7010	3060026		-	e			Curtain rod long
7015	3009110		-	e			Curtain support
7020	3060023		-	e			Curtain long
7025	3060024		-	e			Curtain short

e=ELECTRONICAL CONTROL

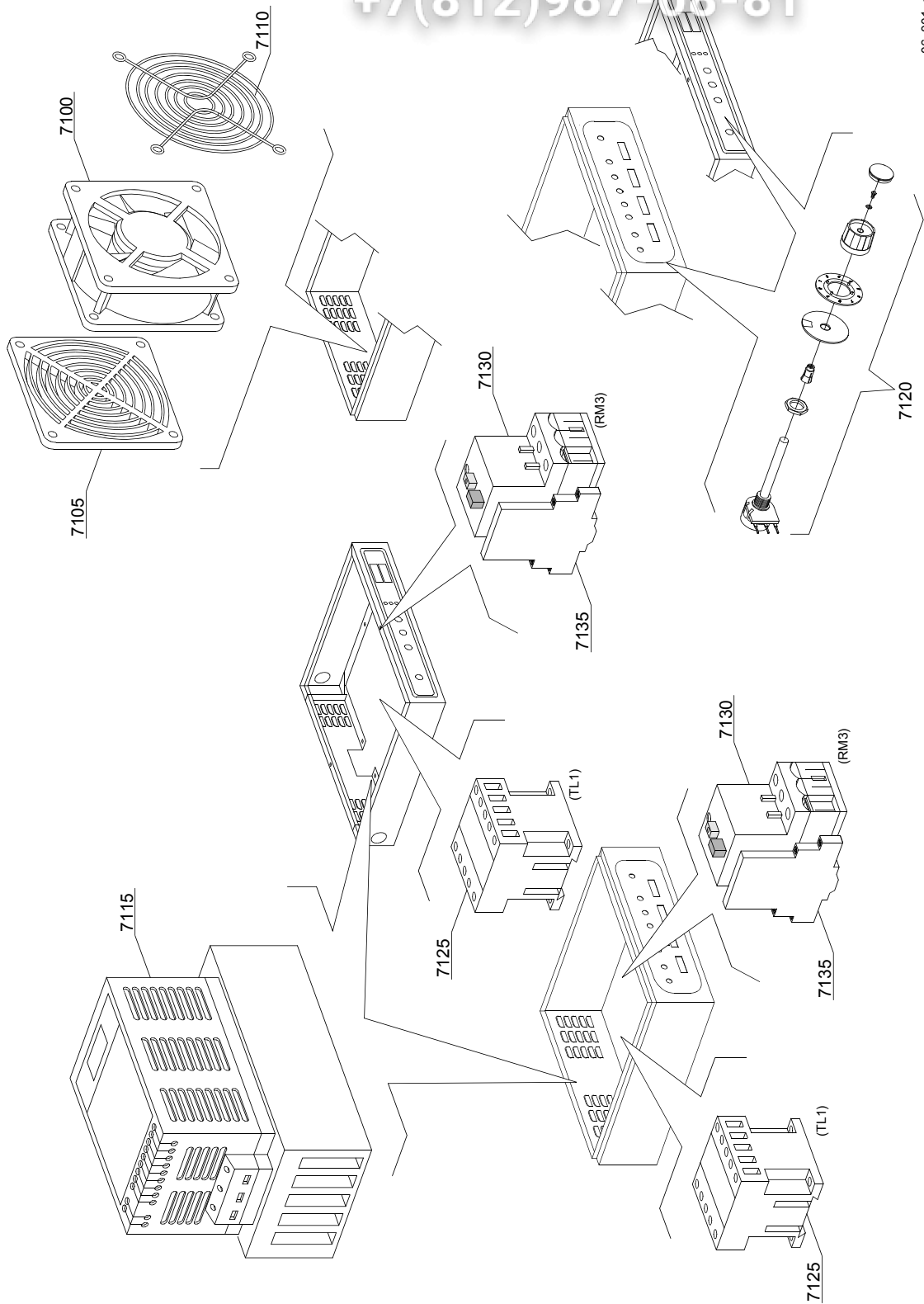
77=77

hr=HEAT RECOVERY - FC 98 / F26, hp=HEAT PUMP - FC 99 / F26 PC, sc91=STEAM CONDENSER - FC 91 / F14, sc94=SPLASH ZONE WITH CYLINDER - FC 94 / F16, d9=DRYER - FC 90, d92=DRYER - FC 90/2 - F12, d93=DRYER - FC 90/3 - F13, d94=DRYER - FC 90/4 - F12M, d95=DRYER - FC 90/5 - F13M, sz89=NEUTRAL ZONE - FC 89, cw=ADDITIONAL BOILER FOR COLD WATER SUPPLY, dvgw=DVGW VALVE SYSTEM, des=DETERGENT ECONOMIZER SYSTEM, sc93=SPLASH ZONE - FC 93 - F16/1, ti=TANKS INSULATION, ds=DOUBLE SKIN, bp=BOOSTER PUMP, sdn3=DISPENSERS SYSTEM SDN-3

A=3/N/PE~380-400V 50-60Hz, D=3/PE~200-210V 50-60Hz, F=2/PE~220-240V 50-60Hz, G=3/N/PE~415V 50-60Hz, H=3/PE~220-230V 50-60Hz, K=3/PE~380-400V 50-60Hz, L=3/PE~415V 50-60Hz, M=3/PE~440V 60Hz, P=1/N/PE~220-230V 50-60Hz, R=2/PE~220-240V 50-60Hz, U=1/N/PE~240V 50-60Hz, V=3/PE~240V 50-60Hz, W=1/N/PE~100-110V 50-60Hz

vsezip.ru

+7(812)987-03-81



06_001_e

ID	P-code	SN from	SN to	Mod	Acces.	Volt	Description
Module: Inverter [250,380,420,540,600,680,780,900,500,500,1000] - [300,400,570,720,950,500,7500,10000]							
7100	3000118		-	e		A	Impeller fan
7105	3000118/A		-	e		A	Filter
7110	3000118/B		-	e		A	Grid
7115	3000117		-	e		A	Inverter 0,37kW
7120	3000119		-	e		A	Potentiometer with knob
7125	2000370		-	e		A	Contactora MC9
7130	2000400		-	e		A	Motorprotector 4-6,3A
7135	3006080		-	e		A	Auxiliary contact LMS25

e=ELECTRONICAL CONTROL

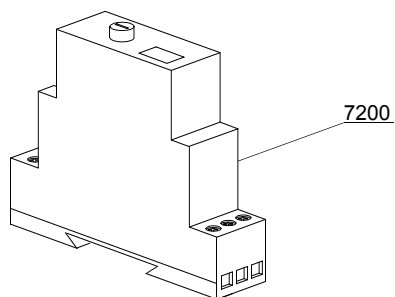
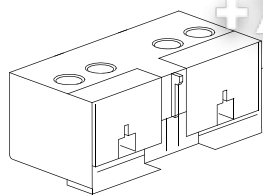
77=77

hr=HEAT RECOVERY - FC 98 / F26, hp=HEAT PUMP - FC 99 / F26 PC, sc91=STEAM CONDENSER - FC 91 / F14, sc94=SPLASH ZONE WITH CYLINDER - FC 94 / F16, d9=DRYER - FC 90, d92=DRYER - FC 90/2 - F12, d93=DRYER - FC 90/3 - F13, d94=DRYER - FC 90/4 - F12M, d95=DRYER - FC 90/5 - F13M, sz89=NEUTRAL ZONE - FC 89, cw=ADDITIONAL BOILER FOR COLD WATER SUPPLY, dvgw=DVGW VALVE SYSTEM, des=DETERGENT ECONOMIZER SYSTEM, sc93=SPLASH ZONE - FC 93 - F16/1, ti=TANKS INSULATION, ds=DOUBLE SKIN, bp=BOOSTER PUMP, sdn3=DISPENSERS SYSTEM SDN-3

A=3/N/PE~380-400V 50-60Hz, D=3/PE~200-210V 50-60Hz, F=2/PE~220-240V 50-60Hz, G=3/N/PE~415V 50-60Hz, H=3/PE~220-230V 50-60Hz, K=3/PE~380-400V 50-60Hz, L=3/PE~415V 50-60Hz, M=3/PE~440V 60Hz, P=1/N/PE~220-230V 50-60Hz, R=2/PE~220-240V 50-60Hz, U=1/N/PE~240V 50-60Hz, V=3/PE~240V 50-60Hz, W=1/N/PE~100-110V 50-60Hz

vsezip.ru

+7(812)987-08-81

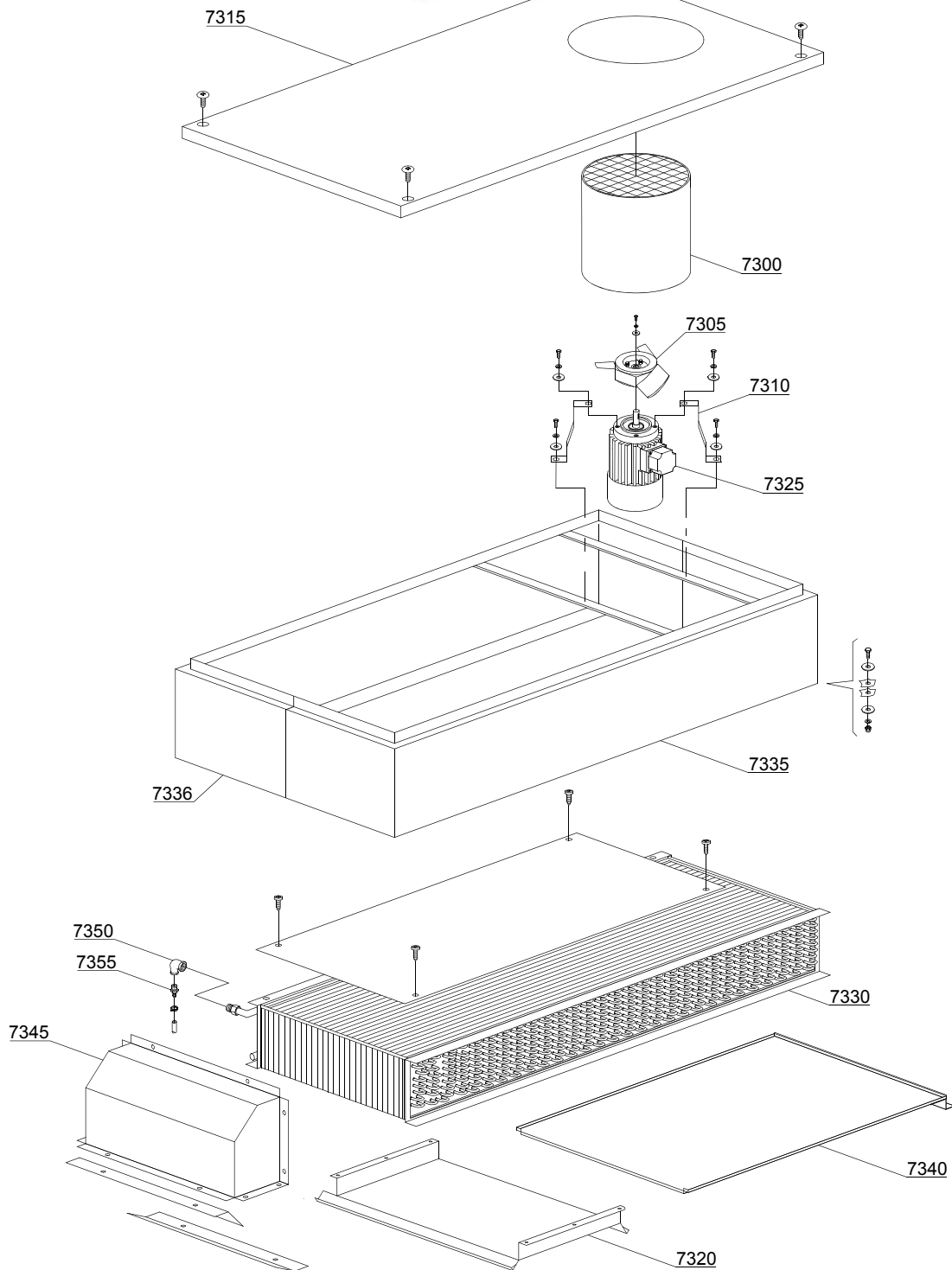


07_001_e

vsezip.ru

+7(812)987-08-81

09_001_e



vsezip.ru

ID	P-code	SN from	SN to	Mod.	Acces.	Volt	Description
Module:Heat recovery FC98 - F26 part 1 [250,380,420,540,600,680,730,900,500,750,1000] - [3300,4900,5700,7200,9500,5000,7500,10000]							
7300	3009499		-	e	hr		Chimney
7305	3000125		-	e	hr		Impeller fan
7310	3009106		-	e	hr		Motor holder
7315	3060184		-	e	hr		Cover TR98
7320	3009090		-	e	hr		Suction group
7325	3000120		-	e	hr	A	Motor - 0,18KW 4P 230/400V 50HZ
7330	3000151		-	e	hr		Heating recovery battery
7335	3009498		-	e	hr		Complete body
7340	3009501		-	e	hr		Tray
7345	3009500		-	e	hr		Cope
7350	3002138		-	e	hr		Elbow
7355	12023		-	e	hr		Hose holder

e=ELECTRONICAL CONTROL

77=77

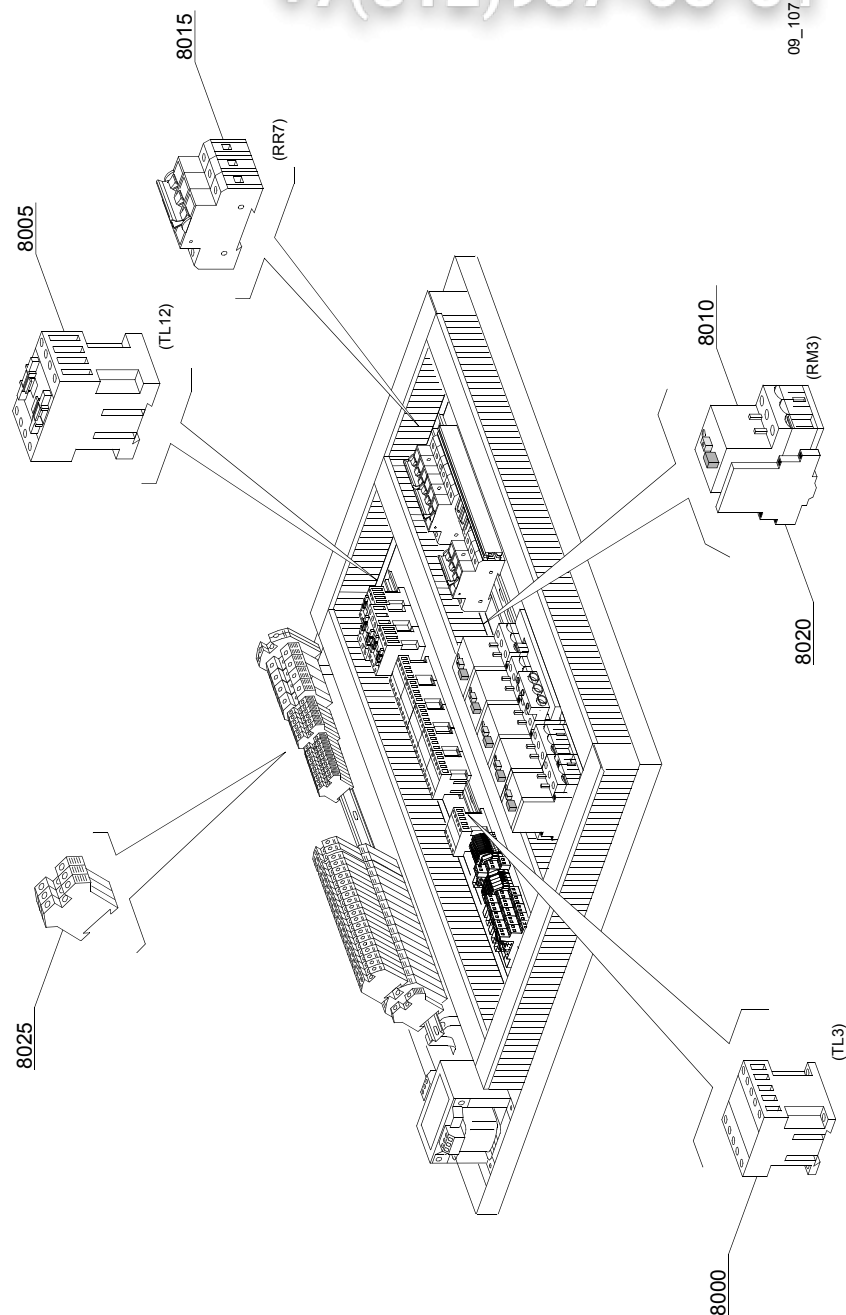
hr=HEAT RECOVERY - FC 98 / F26, hp=HEAT PUMP - FC 99 / F26 PC, sc91=STEAM CONDENSER - FC 91 / F14, sc94=SPLASH ZONE WITH CYLINDER - FC 94 / F16, d9=DRYER - FC 90, d92=DRYER - FC 90/2 - F12, d93=DRYER - FC 90/3 - F13, d94=DRYER - FC 90/4 - F12M, d95=DRYER - FC 90/5 - F13M, sz89=NEUTRAL ZONE - FC 89, cw=ADDITIONAL BOILER FOR COLD WATER SUPPLY, dvgw=DVGW VALVE SYSTEM, des=DETERGENT ECONOMIZER SYSTEM, sc93=SPLASH ZONE - FC 93 - F16/1, ti=TANKS INSULATION, ds=DOUBLE SKIN, bp=BOOSTER PUMP, sdn3=DISPENSERS SYSTEM SDN-3

A=3/N/PE~380-400V 50-60Hz, D=3/PE~200-210V 50-60Hz, F=2/PE~220-240V 50-60Hz, G=3/N/PE~415V 50-60Hz, H=3/PE~220-230V 50-60Hz, K=3/PE~380-400V 50-60Hz, L=3/PE~415V 50-60Hz, M=3/PE~440V 60Hz, P=1/N/PE~220-230V 50-60Hz, R=2/PE~220-240V 50-60Hz, U=1/N/PE~240V 50-60Hz, V=3/PE~240V 50-60Hz, W=1/N/PE~100-110V 50-60Hz

vsezip.ru

+7(812)987-08-81

09_107 e



ID	P-code	SN from	SN to	Mod.	Acces.	Volt	Description
Module:Heat recovery FC98 - F26 part 2 [250,380,420,540,600,680,730,900,500,750,1000] - [3300,4900,5700,7200,9500,5000,7500,10000]							
8000	2000370		-	e	hr	A	Contactora MC9
8005	2000380		-	e	hr	A	Contactora BF12 (heating element < 9 kW)
8005	2000385		-	e	hr	A	Contactora BF20 (heating element > 9 kW)
8010	2000390		-	e	hr	A	Motorprotector 1 - 1.6A
8015	2000403		-	e	hr	A	Automatic fuse C20 (heating element < 9kW)
8015	2000404		-	e	hr	A	Automatic fuse C25 (heating element > 9kW)
8020	3006080		-	e	hr	A	Auxiliary contact LMS25
8025	10300403		-	e	hr	A	Clamp 6 mm ²

e=ELECTRONICAL CONTROL

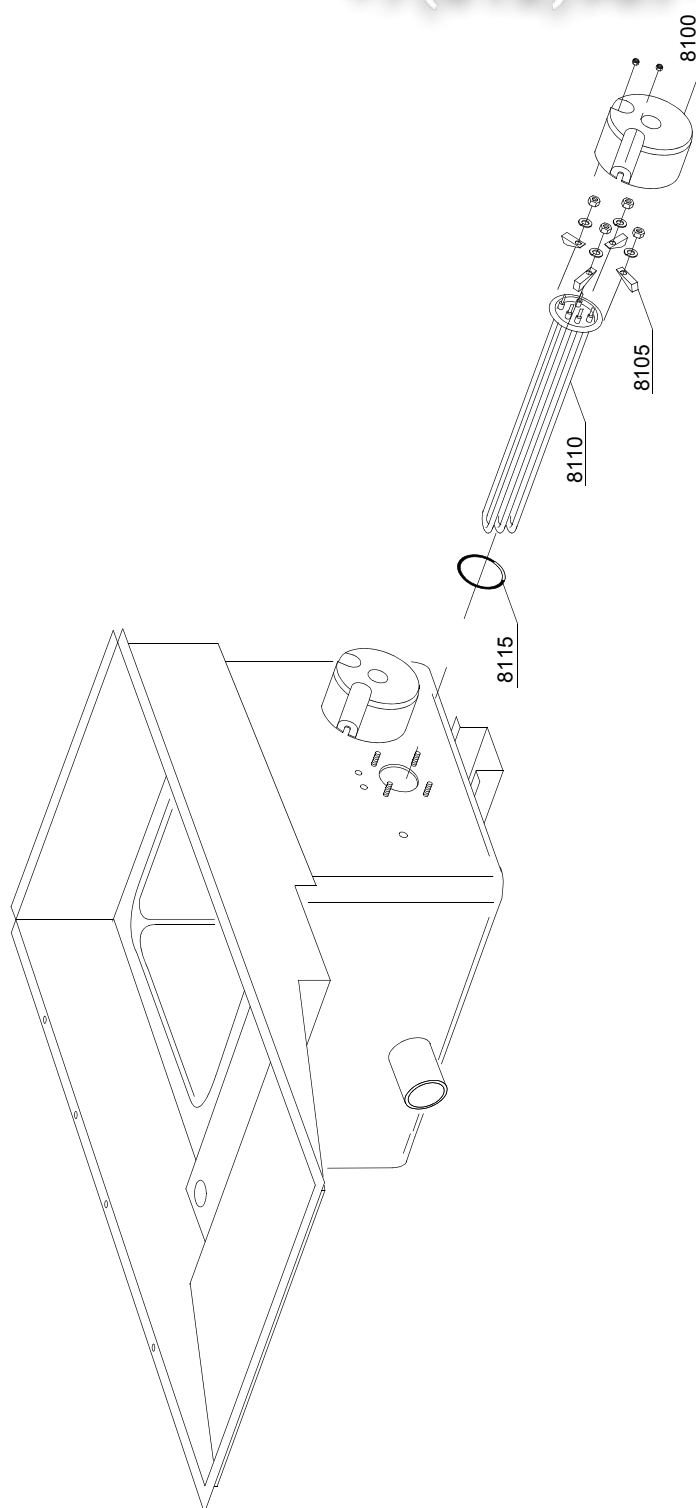
77=77

hr=HEAT RECOVERY - FC 98 / F26, hp=HEAT PUMP - FC 99 / F26 PC, sc91=STEAM CONDENSER - FC 91 / F14, sc94=SPLASH ZONE WITH CYLINDER - FC 94 / F16, d9=DRYER - FC 90, d92=DRYER - FC 90/2 - F12, d93=DRYER - FC 90/3 - F13, d94=DRYER - FC 90/4 - F12M, d95=DRYER - FC 90/5 - F13M, sz89=NEUTRAL ZONE - FC 89, cw=ADDITIONAL BOILER FOR COLD WATER SUPPLY, dvgw=DVGW VALVE SYSTEM, des=DETERGENT ECONOMIZER SYSTEM, sc93=SPLASH ZONE - FC 93 - F16/1, ti=TANKS INSULATION, ds=DOUBLE SKIN, bp=BOOSTER PUMP, sdn3=DISPENSERS SYSTEM SDN-3

A=3/N/PE~380-400V 50-60Hz, D=3/PE~200-210V 50-60Hz, F=2/PE~220-240V 50-60Hz, G=3/N/PE~415V 50-60Hz, H=3/PE~220-230V 50-60Hz, K=3/PE~380-400V 50-60Hz, L=3/PE~415V 50-60Hz, M=3/PE~440V 60Hz, P=1/N/PE~220-230V 50-60Hz, R=2/PE~220-240V 50-60Hz, U=1/N/PE~240V 50-60Hz, V=3/PE~240V 50-60Hz, W=1/N/PE~100-110V 50-60Hz

vsezip.ru

+7(812)987-08-81



09_200_e

ID	P-code	SN from	SN to	Mod	Acces.	Volt	Description
Module:Heat recovery FC98 - F26 part 3 [250,380,420,540,600,680,730,900,500,750,1000] - [3300,4900,5700,7200,9500,5000,7500,10000]							
8100	75311		-	e	hr		Heating element cover
8105	16045		-	e	hr		Heating element support Ø6.3
8110	30001010		-	e	hr		Heating element 6kW
8110	30001011		-	e	hr		Heating element 9kW
8110	30001011/A		-	e	hr		Heating element 12kW
8110	30001011/B		-	e	hr		Heating element 14kW
8115	13015		-	e	hr		O-ring 160 (6225)

e=ELECTRONICAL CONTROL

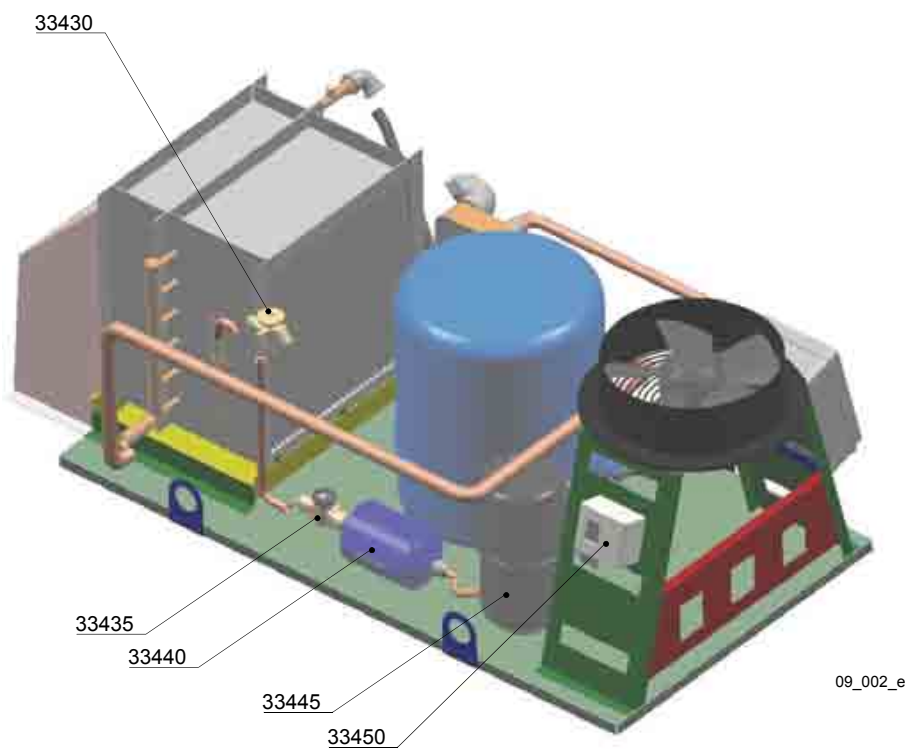
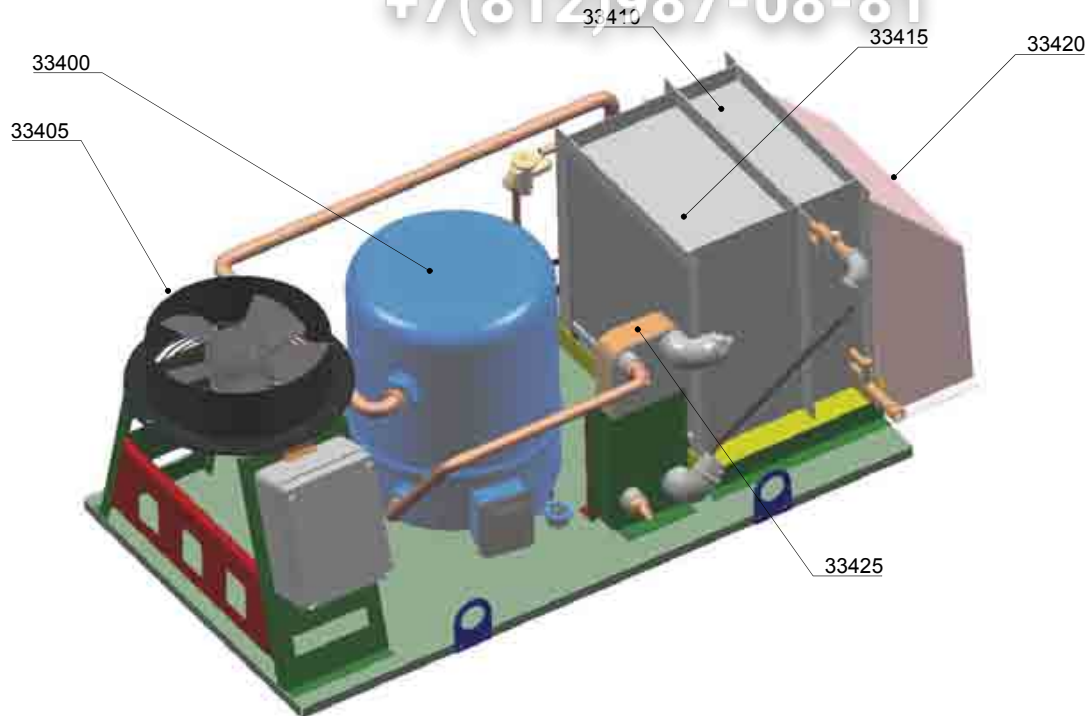
77=77

hr=HEAT RECOVERY - FC 98 / F26, hp=HEAT PUMP - FC 99 / F26 PC, sc91=STEAM CONDENSER - FC 91 / F14, sc94=SPLASH ZONE WITH CYLINDER - FC 94 / F16, d9=DRYER - FC 90, d92=DRYER - FC 90/2 - F12, d93=DRYER - FC 90/3 - F13, d94=DRYER - FC 90/4 - F12M, d95=DRYER - FC 90/5 - F13M, sz89=NEUTRAL ZONE - FC 89, cw=ADDITIONAL BOILER FOR COLD WATER SUPPLY, dvgw=DVGW VALVE SYSTEM, des=DETERGENT ECONOMIZER SYSTEM, sc93=SPLASH ZONE - FC 93 - F16/1, ti=TANKS INSULATION, ds=DOUBLE SKIN, bp=BOOSTER PUMP, sdn3=DISPENSERS SYSTEM SDN-3

A=3/N/PE~380-400V 50-60Hz, D=3/PE~200-210V 50-60Hz, F=2/PE~220-240V 50-60Hz, G=3/N/PE~415V 50-60Hz, H=3/PE~220-230V 50-60Hz, K=3/PE~380-400V 50-60Hz, L=3/PE~415V 50-60Hz, M=3/PE~440V 60Hz, P=1/N/PE~220-230V 50-60Hz, R=2/PE~220-240V 50-60Hz, U=1/N/PE~240V 50-60Hz, V=3/PE~240V 50-60Hz, W=1/N/PE~100-110V 50-60Hz

vsezip.ru

+7(812)987-08-81



09_002_e

ID	P-code	SN from	SN to	Mod.	Acces.	Volt	Description
Module: Heat pump FC99 - F26PC part 1 [250,380,420,540,600,680,730,900,500,750,1000] - [3300,4900,5700,7200,9500,5000,7500,10000]							
33400	3000310/B		-	e	hp		4 kW Compressor
33405	xxxx		-	e	hp		Impeller fan
33410	xxxx		-	e	hp		Heating recovery battery
33415	xxxx		-	e	hp		Evaporator
33420	xxxx		-	e	hp		Cap for steam collection
33425	xxxx		-	e	hp		Plate condenser
33430	xxxx		-	e	hp		Lamination valve
33435	3000310/H		-	e	hp		Inspection slide
33440	3000310/G		-	e	hp		Filter
33445	xxxx		-	e	hp		Expansion tank
33450	xxxx		-	e	hp		Differential pressure switch

e=ELECTRONICAL CONTROL

77=77

hr=HEAT RECOVERY - FC 98 / F26, hp=HEAT PUMP - FC 99 / F26 PC, sc91=STEAM CONDENSER - FC 91 / F14, sc94=SPLASH ZONE WITH CYLINDER - FC 94 / F16, d9=DRYER - FC 90, d92=DRYER - FC 90/2 - F12, d93=DRYER - FC 90/3 - F13, d94=DRYER - FC 90/4 - F12M, d95=DRYER - FC 90/5 - F13M, sz89=NEUTRAL ZONE - FC 89, cw=ADDITIONAL BOILER FOR COLD WATER SUPPLY, dvgw=DVGW VALVE SYSTEM, des=DETERGENT ECONOMIZER SYSTEM, sc93=SPLASH ZONE - FC 93 - F16/1, ti=TANKS INSULATION, ds=DOUBLE SKIN, bp=BOOSTER PUMP, sdn3=DISPENSERS SYSTEM SDN-3

A=3/N/PE~380-400V 50-60Hz, D=3/PE~200-210V 50-60Hz, F=2/PE~220-240V 50-60Hz, G=3/N/PE~415V 50-60Hz, H=3/PE~220-230V 50-60Hz, K=3/PE~380-400V 50-60Hz, L=3/PE~415V 50-60Hz, M=3/PE~440V 60Hz, P=1/N/PE~220-230V 50-60Hz, R=2/PE~220-240V 50-60Hz, U=1/N/PE~240V 50-60Hz, V=3/PE~240V 50-60Hz, W=1/N/PE~100-110V 50-60Hz

vsezip.ru

+7(812)987-08-81



ID	P-code	SN from	SN to	Mod.	Acces.	Volt	Description
Module:Heat pump FC99/1 - F26PC1 part 1 [250,380,420,460,680,790,900,500,750,1000] - [3300,4900,5700,7200,9500,5000,7500,10000]							
33400	3000310/B		-	e	hp		4 kW Compressor
33405	3000310/A		-	e	hp		Impeller fan
33410	3000310/F		-	e	hp		Heating recovery battery
33415	3000310/E		-	e	hp		GAS battery
33420	3000310/H		-	e	hp		Inspection slide
33425	3000310/G		-	e	hp		Filter

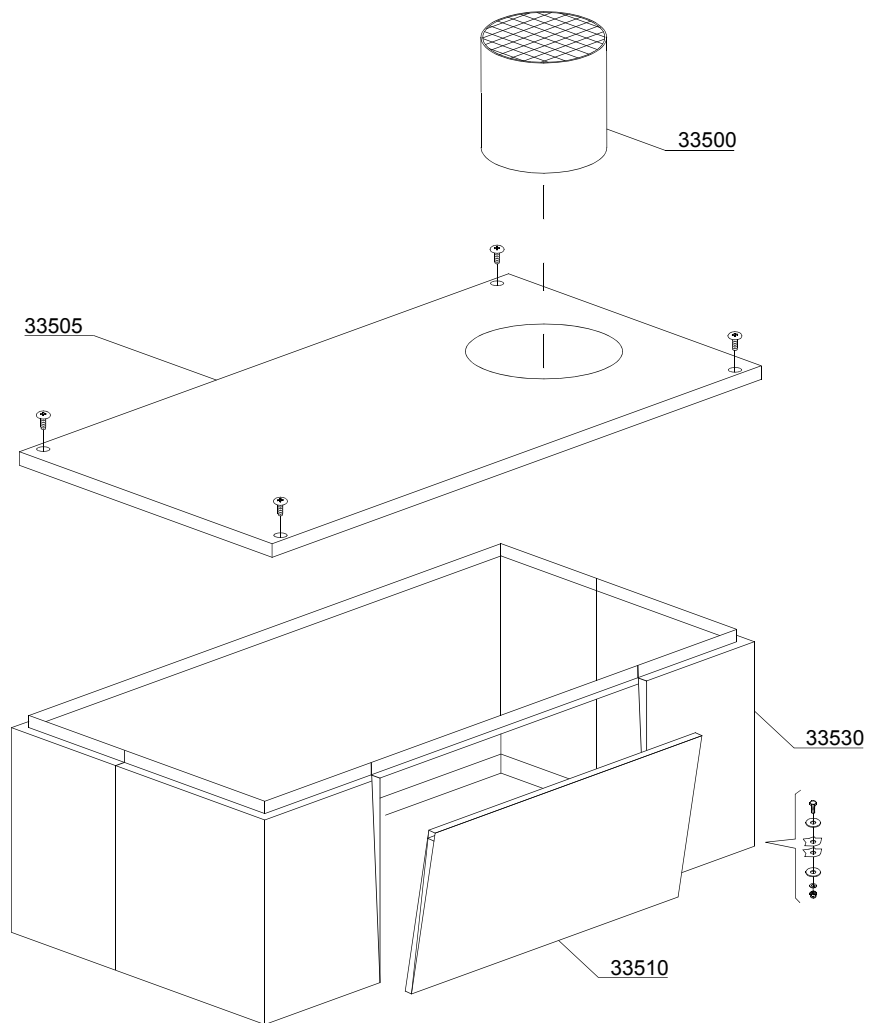
e=ELECTRONICAL CONTROL

77=77

hr=HEAT RECOVERY - FC 98 / F26, hp=HEAT PUMP - FC 99 / F26 PC, sc91=STEAM CONDENSER - FC 91 / F14, sc94=SPLASH ZONE WITH CYLINDER - FC 94 / F16, d9=DRYER - FC 90, d92=DRYER - FC 90/2 - F12, d93=DRYER - FC 90/3 - F13, d94=DRYER - FC 90/4 - F12M, d95=DRYER - FC 90/5 - F13M, sz89=NEUTRAL ZONE - FC 89, cw=ADDITIONAL BOILER FOR COLD WATER SUPPLY, dvgw=DVGW VALVE SYSTEM, des=DETERGENT ECONOMIZER SYSTEM, sc93=SPLASH ZONE - FC 93 - F16/1, ti=TANKS INSULATION, ds=DOUBLE SKIN, bp=BOOSTER PUMP, sdn3=DISPENSERS SYSTEM SDN-3

A=3/N/PE~380-400V 50-60Hz, D=3/PE~200-210V 50-60Hz, F=2/PE~220-240V 50-60Hz, G=3/N/PE~415V 50-60Hz, H=3/PE~220-230V 50-60Hz, K=3/PE~380-400V 50-60Hz, L=3/PE~415V 50-60Hz, M=3/PE~440V 60Hz, P=1/N/PE~220-230V 50-60Hz, R=2/PE~220-240V 50-60Hz, U=1/N/PE~240V 50-60Hz, V=3/PE~240V 50-60Hz, W=1/N/PE~100-110V 50-60Hz

09_003_e



vsezip.ru

ID	P-code	SN from	SN to	Mod	Acces	Volt	Description
Module:Heat pump FC99[FC99/1] - F26PC[F26PC/1] part 2 [250,380,420,540,600,680,780,900,500,750,1000] - [3300,4900,5700,7200,9500,5000,7500,10000]							
33500	3009499		-	e	hp		Chimney
33505	3060184		-	e	hp		Impeller fan
33510	30060077		-	e	hp		Front body
33530	3009690		-	e	hp		Top assembly body

e=ELECTRONICAL CONTROL

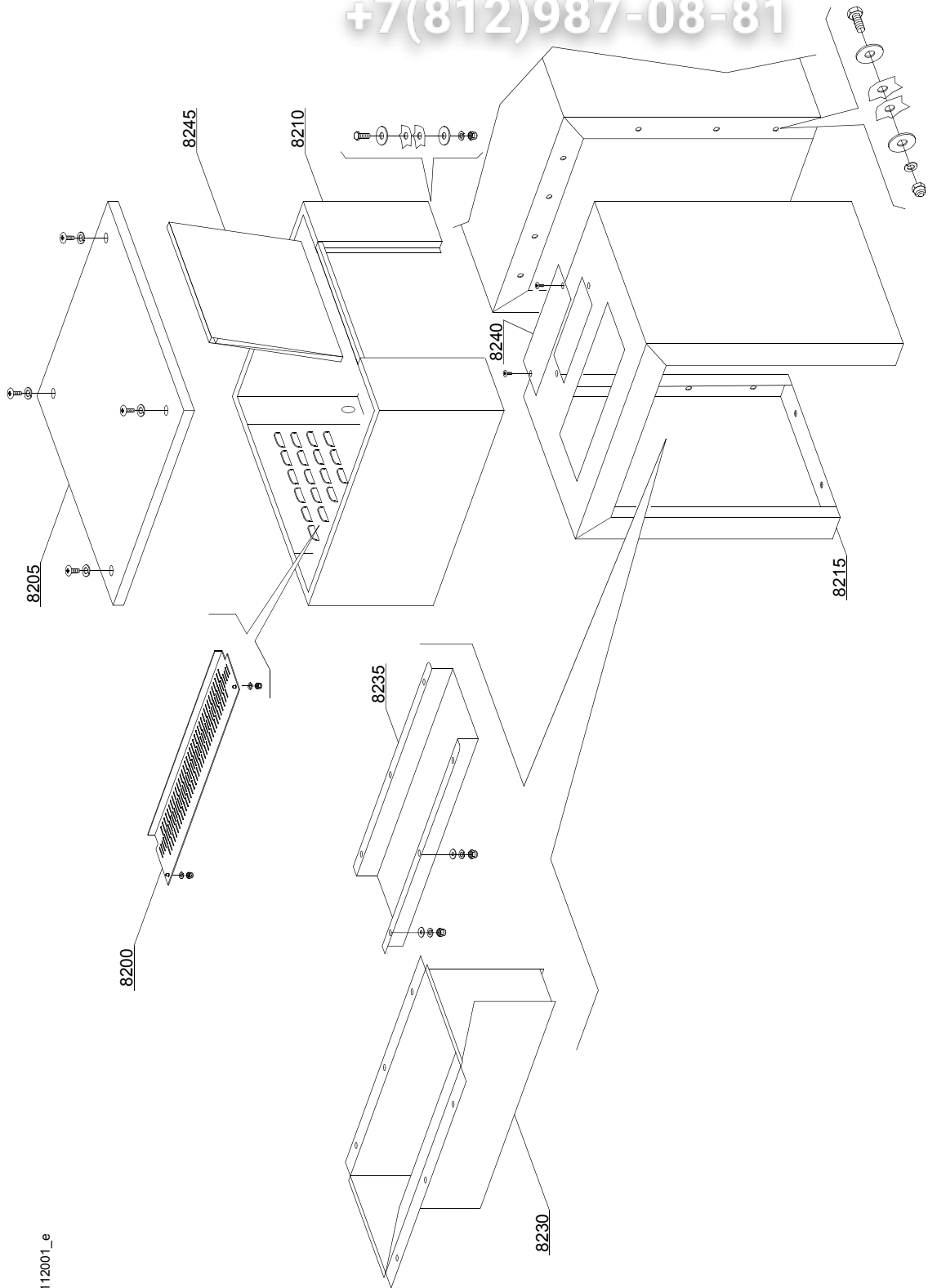
77=77

hr=HEAT RECOVERY - FC 98 / F26, hp=HEAT PUMP - FC 99 / F26 PC, sc91=STEAM CONDENSER - FC 91 / F14, sc94=SPLASH ZONE WITH CYLINDER - FC 94 / F16, d9=DRYER - FC 90, d92=DRYER - FC 90/2 - F12, d93=DRYER - FC 90/3 - F13, d94=DRYER - FC 90/4 - F12M, d95=DRYER - FC 90/5 - F13M, sz89=NEUTRAL ZONE - FC 89, cw=ADDITIONAL BOILER FOR COLD WATER SUPPLY, dvgw=DVGW VALVE SYSTEM, des=DETERGENT ECONOMIZER SYSTEM, sc93=SPLASH ZONE - FC 93 - F16/1, ti=TANKS INSULATION, ds=DOUBLE SKIN, bp=BOOSTER PUMP, sdn3=DISPENSERS SYSTEM SDN-3

A=3/N/PE~380-400V 50-60Hz, D=3/PE~200-210V 50-60Hz, F=2/PE~220-240V 50-60Hz, G=3/N/PE~415V 50-60Hz, H=3/PE~220-230V 50-60Hz, K=3/PE~380-400V 50-60Hz, L=3/PE~415V 50-60Hz, M=3/PE~440V 60Hz, P=1/N/PE~220-230V 50-60Hz, R=2/PE~220-240V 50-60Hz, U=1/N/PE~240V 50-60Hz, V=3/PE~240V 50-60Hz, W=1/N/PE~100-110V 50-60Hz

vsezip.ru

+7(812)987-08-81



112001_e

ID	P-code	SN from	SN to	Mod	Acces.	Volt	Description
Module: Dryer FC90/2/3/4 - F12/13/M (12kW) - Part 1 [250,380,420,540,600,680,780,900,500,750,1000] - [3300,4900,5700,7200,9500,5000,7500,10000]							
8200	3060149		-	e			Protection
8205	3060109		-	e			Cover panel
8210	3060108		-	e			Complete body
8215	3060148		-	e			Dryer module
8230	3060056		-	e			Flow conveyor
8235	3009434		-	e			Splash guard
8240	3009100		-	e			Air covering
8245	3009268		-	e			Dryer carter lockup

e=ELECTRONICAL CONTROL

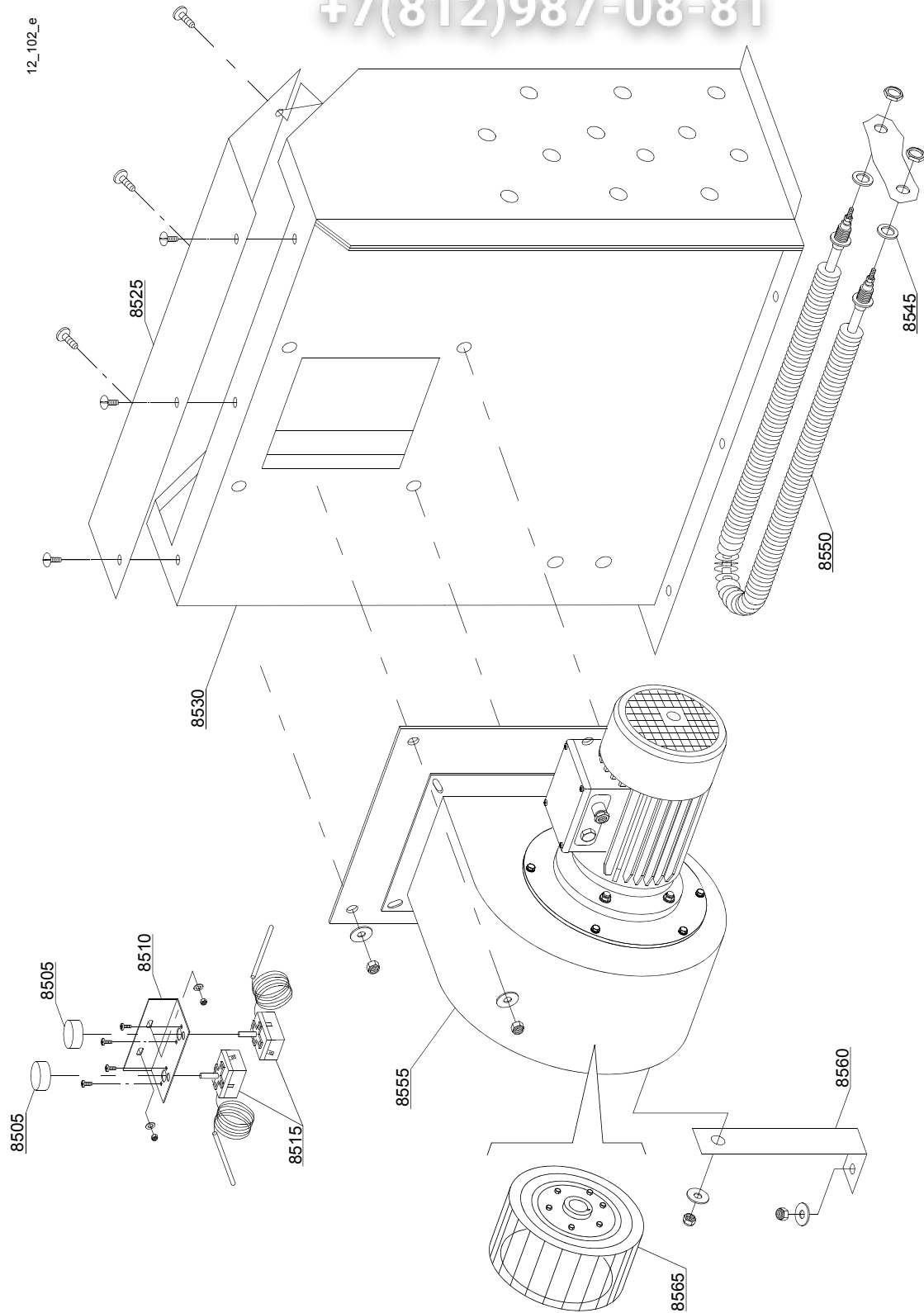
77=77

hr=HEAT RECOVERY - FC 98 / F26, hp=HEAT PUMP - FC 99 / F26 PC, sc91=STEAM CONDENSER - FC 91 / F14, sc94=SPLASH ZONE WITH CYLINDER - FC 94 / F16, d9=DRYER - FC 90, d92=DRYER - FC 90/2 - F12, d93=DRYER - FC 90/3 - F13, d94=DRYER - FC 90/4 - F12M, d95=DRYER - FC 90/5 - F13M, sz89=NEUTRAL ZONE - FC 89, cw=ADDITIONAL BOILER FOR COLD WATER SUPPLY, dvgw=DVGW VALVE SYSTEM, des=DETERGENT ECONOMIZER SYSTEM, sc93=SPLASH ZONE - FC 93 - F16/1, ti=TANKS INSULATION, ds=DOUBLE SKIN, bp=BOOSTER PUMP, sdn3=DISPENSERS SYSTEM SDN-3

A=3/N/PE~380-400V 50-60Hz, D=3/PE~200-210V 50-60Hz, F=2/PE~220-240V 50-60Hz, G=3/N/PE~415V 50-60Hz, H=3/PE~220-230V 50-60Hz, K=3/PE~380-400V 50-60Hz, L=3/PE~415V 50-60Hz, M=3/PE~440V 60Hz, P=1/N/PE~220-230V 50-60Hz, R=2/PE~220-240V 50-60Hz, U=1/N/PE~240V 50-60Hz, V=3/PE~240V 50-60Hz, W=1/N/PE~100-110V 50-60Hz

vsezip.ru

+7(812)987-08-81



ID	P-code	SN from	SN to	Mod	Acces.	Volt	Description
Module: Dryer FC90/2/3/4 - F12/13/M (12kW) - part [2250,330,420,540,600,680,730,900,500,750,1000] - [3300,4900,5700,7200,9500,5000,7500,10000]							
8505	8029		-	e			Thermostat knob
8510	3009104		-	e			Thermostat support
8515	9010		-	e			Thermostat with shaft 0 - 300°
8525	3009085		-	e			Cover drying conveyor
8530	3009488		-	e			Right drying conveyor
8530	3009489		-	e			Left drying conveyor
8545	10200171		-	e			Gasket FASIT 25x17x2
8550	2000359		-	e			Drying heating element with nut
8555	3003118		-	e			Motorfan 0.55 kW
8555	3000301		-	e			Motorfan 1,1 kW
8560	3009214		-	e			Motorfan support
8565	3003119		-	e			Pump rotor 0,55 kW

e=ELECTRONICAL CONTROL

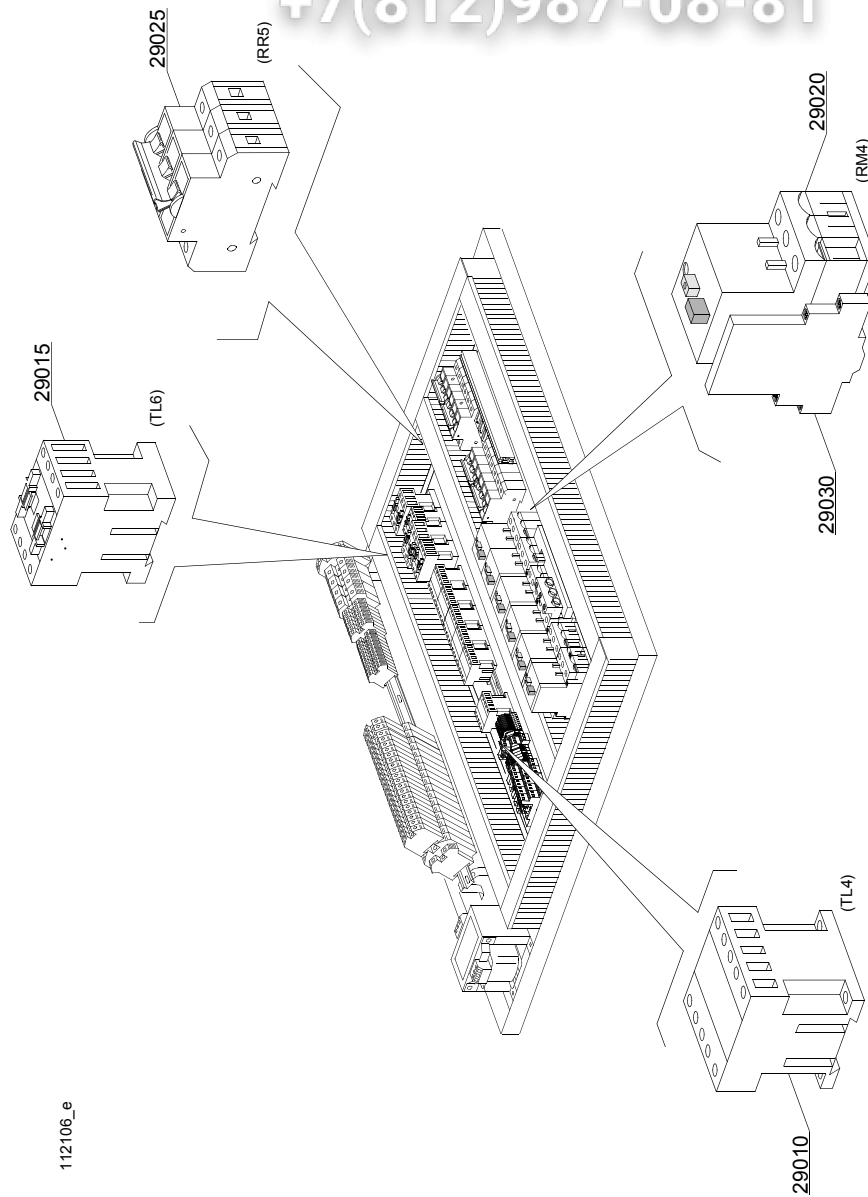
77=77

hr=HEAT RECOVERY - FC 98 / F26, hp=HEAT PUMP - FC 99 / F26 PC, sc91=STEAM CONDENSER - FC 91 / F14, sc94=SPLASH ZONE WITH CYLINDER - FC 94 / F16, d9=DRYER - FC 90, d92=DRYER - FC 90/2 - F12, d93=DRYER - FC 90/3 - F13, d94=DRYER - FC 90/4 - F12M, d95=DRYER - FC 90/5 - F13M, sz89=NEUTRAL ZONE - FC 89, cw=ADDITIONAL BOILER FOR COLD WATER SUPPLY, dvgw=DVGW VALVE SYSTEM, des=DETERGENT ECONOMIZER SYSTEM, sc93=SPLASH ZONE - FC 93 - F16/1, ti=TANKS INSULATION, ds=DOUBLE SKIN, bp=BOOSTER PUMP, sdn3=DISPENSERS SYSTEM SDN-3

A=3/N/PE~380-400V 50-60Hz, D=3/PE~200-210V 50-60Hz, F=2/PE~220-240V 50-60Hz, G=3/N/PE~415V 50-60Hz, H=3/PE~220-230V 50-60Hz, K=3/PE~380-400V 50-60Hz, L=3/PE~415V 50-60Hz, M=3/PE~440V 60Hz, P=1/N/PE~220-230V 50-60Hz, R=2/PE~220-240V 50-60Hz, U=1/N/PE~240V 50-60Hz, V=3/PE~240V 50-60Hz, W=1/N/PE~100-110V 50-60Hz

vsezip.ru

+7(812)987-08-81



112106_e

ID	P-code	SN from	SN to	Mod	Acces.	Volt	Description
Module: Dryer FC90/2/3/4 - F12/13/M (12kW) - electric components [230,330,420,540,600,630,780,900,500,750,1000] - [3300,4900,5700,7200,9500,5000,7500,10000]							
29010	2000370		-	e		A	Contactora MC9
29015	2000380		-	e		A	Contactora BF12 (LC90 - 6kW)
29015	2000385		-	e		A	Contactora BF20 (LC90/2 - 12kW)
29020	2000394		-	e		A	Motorprotector 2,5-4A (Motorfan 0,75 kW)
29020	2000400		-	e		A	Motorprotector 4-6,3A (Motorfan 1,5 kW)
29025	2000403		-	e		A	Automatic fuse C16 (LC90 - 6kW)
29025	2000404		-	e		A	Automatic fuse C25 (LC90/2 - 12kW)
29030	3006080		-	e		A	Auxiliary contact LMS25

e=ELECTRONICAL CONTROL

77=77

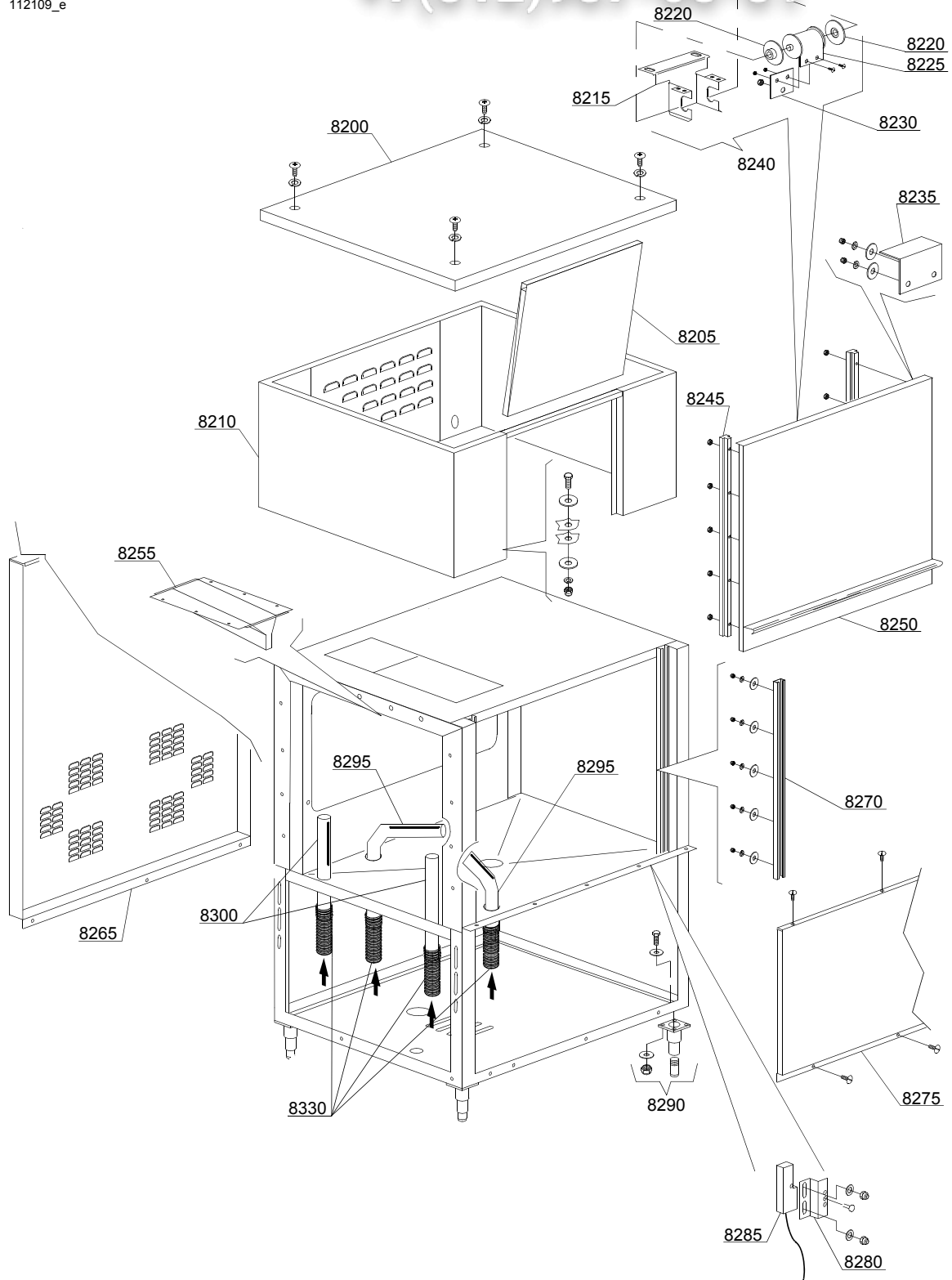
hr=HEAT RECOVERY - FC 98 / F26, hp=HEAT PUMP - FC 99 / F26 PC, sc91=STEAM CONDENSER - FC 91 / F14, sc94=SPLASH ZONE WITH CYLINDER - FC 94 / F16, d9=DRYER - FC 90, d92=DRYER - FC 90/2 - F12, d93=DRYER - FC 90/3 - F13, d94=DRYER - FC 90/4 - F12M, d95=DRYER - FC 90/5 - F13M, sz89=NEUTRAL ZONE - FC 89, cw=ADDITIONAL BOILER FOR COLD WATER SUPPLY, dvgw=DVGW VALVE SYSTEM, des=DETERGENT ECONOMIZER SYSTEM, sc93=SPLASH ZONE - FC 93 - F16/1, ti=TANKS INSULATION, ds=DOUBLE SKIN, bp=BOOSTER PUMP, sdn3=DISPENSERS SYSTEM SDN-3

A=3/N/PE~380-400V 50-60Hz, D=3/PE~200-210V 50-60Hz, F=2/PE~220-240V 50-60Hz, G=3/N/PE~415V 50-60Hz, H=3/PE~220-230V 50-60Hz, K=3/PE~380-400V 50-60Hz, L=3/PE~415V 50-60Hz, M=3/PE~440V 60Hz, P=1/N/PE~220-230V 50-60Hz, R=2/PE~220-240V 50-60Hz, U=1/N/PE~240V 50-60Hz, V=3/PE~240V 50-60Hz, W=1/N/PE~100-110V 50-60Hz

vsezip.ru

+7(812)987-08-81

112109_e



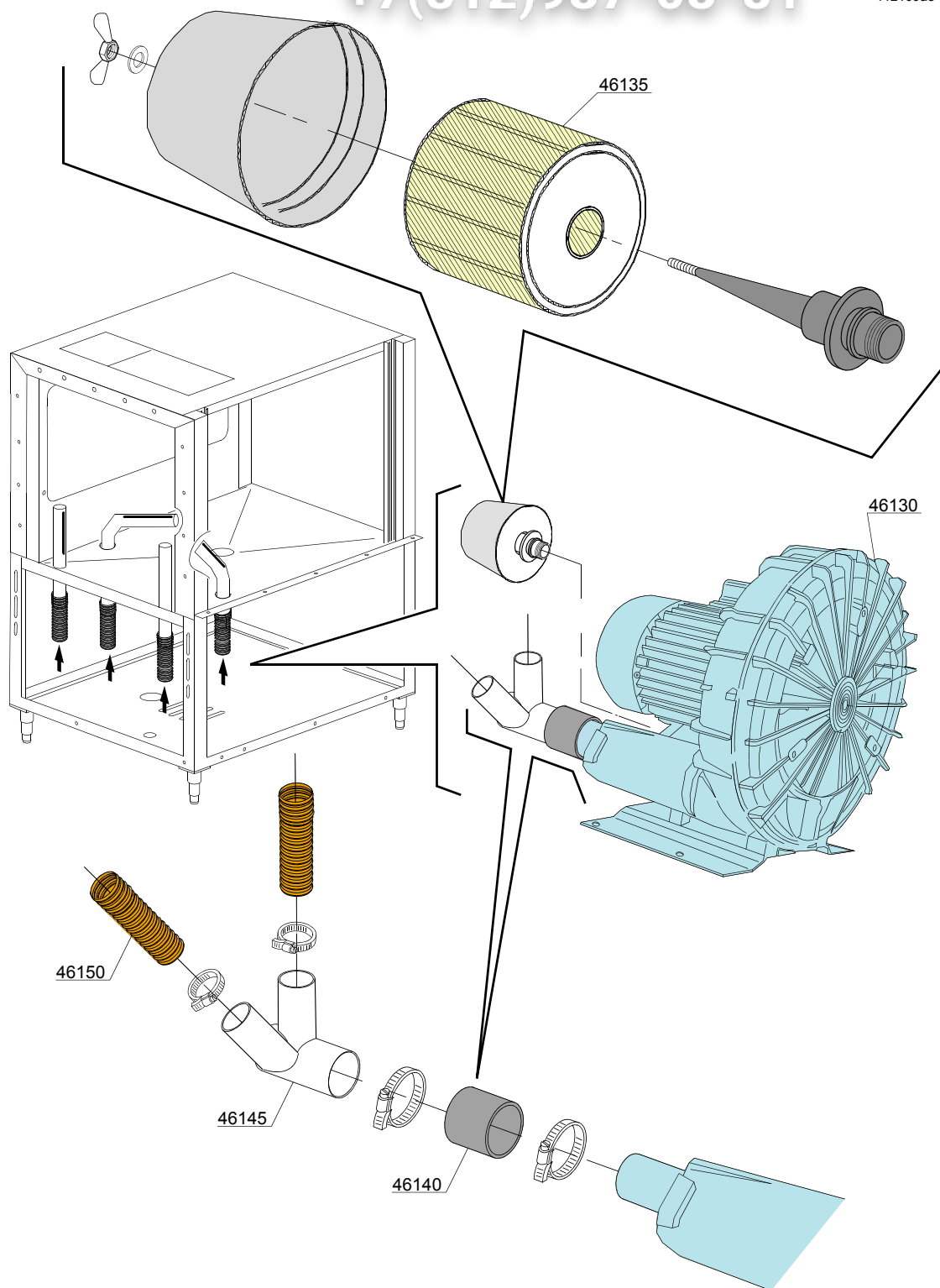
ID	P-code	SN from	SN to	Mod.	Acces.	Volt	Description
Module: Dryer FC90/4 - F12M/F13M (12kW) - [250,300,421,540,600,680,780,900,500,750,1000] - [3300,4900,5700,7200,9500,5000,7500,10000]							
8200	3060078		-	e			Cover panel
8205	3060077		-	e			Dryer carter lockup
8210	3060110		-	e			Complete body
8215	3009665		-	e			Spring support
8220	3004012		-	e			Spring holder
8225	3004013		-	e			Door spring BBSR 22
8230	3009555		-	e			Spring clamping plate
8235	3009269		-	e			Door stop
8240	3009906		-	e			Spring assembly BBSR 22
8245	3004026		-	e			Door guide
8250	3009403		-	e			Door assembly
8255	3060056		-	e			Flow conveyor
8265	3060082		-	e			Rear panel
8270	3009033		-	e			Slideways
8275	3009147		-	e			Front cover
8280	3009112		-	e			Microswitch support
8285	3003112		-	e			Door microswitch
8290	3004060		-	e			2" Foot
8295	3060190		-	e			Lower drying arm
8300	3060189		-	e			Side drying arm
8330	3000312		-	e			Tube for turbine D-41

e=ELECTRONICAL CONTROL

77=77

hr=HEAT RECOVERY - FC 98 / F26, hp=HEAT PUMP - FC 99 / F26 PC, sc91=STEAM CONDENSER - FC 91 / F14, sc94=SPLASH ZONE WITH CYLINDER - FC 94 / F16, d9=DRYER - FC 90, d92=DRYER - FC 90/2 - F12, d93=DRYER - FC 90/3 - F13, d94=DRYER - FC 90/4 - F12M, d95=DRYER - FC 90/5 - F13M, sz89=NEUTRAL ZONE - FC 89, cw=ADDITIONAL BOILER FOR COLD WATER SUPPLY, dvgw=DVGW VALVE SYSTEM, des=DETERGENT ECONOMIZER SYSTEM, sc93=SPLASH ZONE - FC 93 - F16/1, ti=TANKS INSULATION, ds=DOUBLE SKIN, bp=BOOSTER PUMP, sdn3=DISPENSERS SYSTEM SDN-3

A=3/N/PE~380-400V 50-60Hz, D=3/PE~200-210V 50-60Hz, F=2/PE~220-240V 50-60Hz, G=3/N/PE~415V 50-60Hz, H=3/PE~220-230V 50-60Hz, K=3/PE~380-400V 50-60Hz, L=3/PE~415V 50-60Hz, M=3/PE~440V 60Hz, P=1/N/PE~220-230V 50-60Hz, R=2/PE~220-240V 50-60Hz, U=1/N/PE~240V 50-60Hz, V=3/PE~240V 50-60Hz, W=1/N/PE~100-110V 50-60Hz



vsezip.ru

ID	P-code	SN from	SN to	Mod	Acces	Volt	Description
Module: Dryer FC90/4 - F12M/F13M (12kW) - [250,300,420,540,600,680,780,900,500,750,1000] [3300,4900,5700,7200,9500,5000,7500,10000]							
46130	3000309		-	e			MEDIO JET turbo-blowers (3-kW 230/400V 50Hz)
46135	3003968		-	e			Cartridge filter turbo-blowers
46140	xxxx		-	e			Pipe connection "radio" Ø60x120mm
46145	3060034		-	e			2 ways derivations (Ø 40-40-60) turbo-blowers
46150	3000312		-	e			Tube for turbine (Ø 41)

e=ELECTRONICAL CONTROL

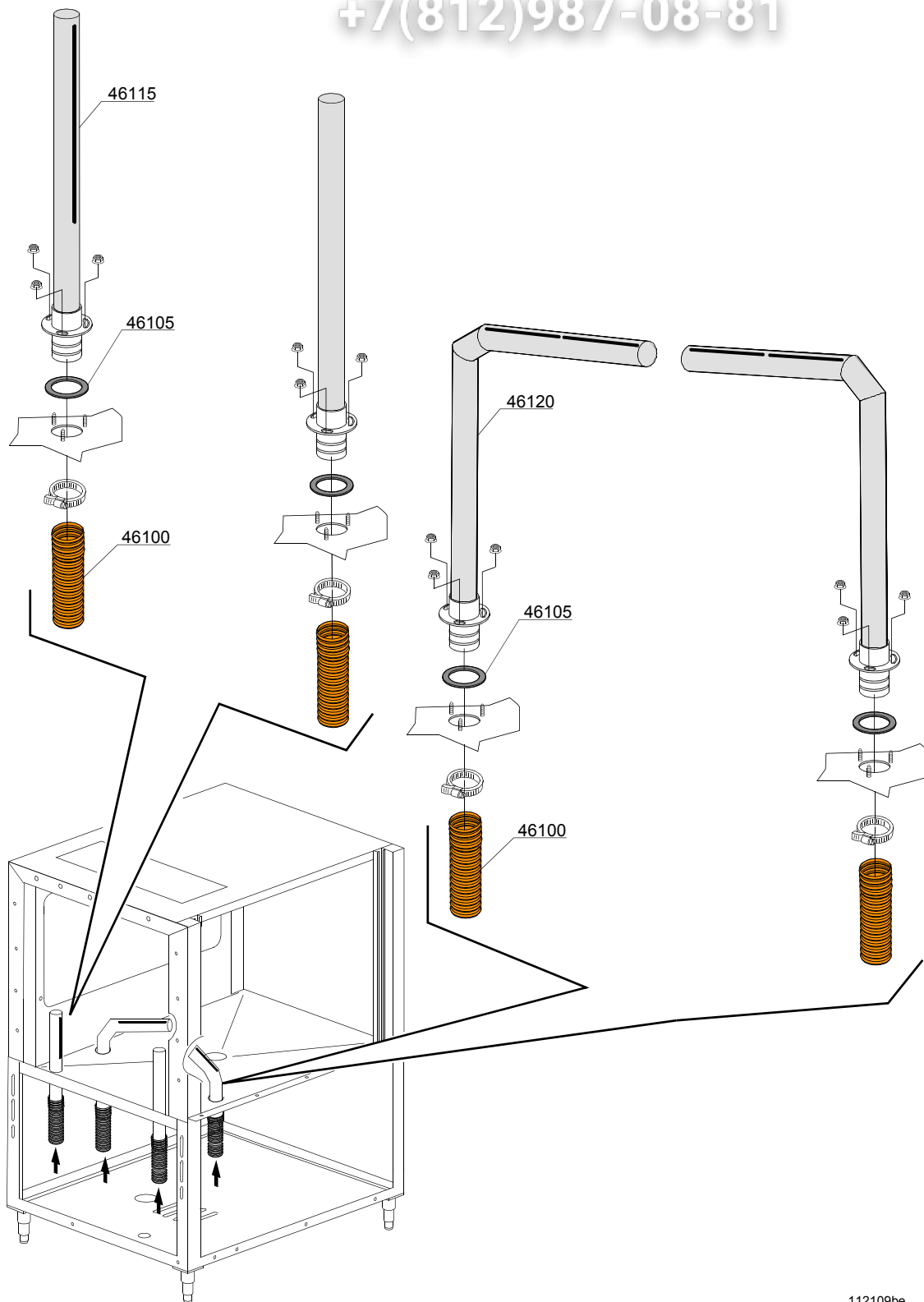
77=77

hr=HEAT RECOVERY - FC 98 / F26, hp=HEAT PUMP - FC 99 / F26 PC, sc91=STEAM CONDENSER - FC 91 / F14, sc94=SPLASH ZONE WITH CYLINDER - FC 94 / F16, d9=DRYER - FC 90, d92=DRYER - FC 90/2 - F12, d93=DRYER - FC 90/3 - F13, d94=DRYER - FC 90/4 - F12M, d95=DRYER - FC 90/5 - F13M, sz89=NEUTRAL ZONE - FC 89, cw=ADDITIONAL BOILER FOR COLD WATER SUPPLY, dvgw=DVGW VALVE SYSTEM, des=DETERGENT ECONOMIZER SYSTEM, sc93=SPLASH ZONE - FC 93 - F16/1, ti=TANKS INSULATION, ds=DOUBLE SKIN, bp=BOOSTER PUMP, sdn3=DISPENSERS SYSTEM SDN-3

A=3/N/PE~380-400V 50-60Hz, D=3/PE~200-210V 50-60Hz, F=2/PE~220-240V 50-60Hz, G=3/N/PE~415V 50-60Hz, H=3/PE~220-230V 50-60Hz, K=3/PE~380-400V 50-60Hz, L=3/PE~415V 50-60Hz, M=3/PE~440V 60Hz, P=1/N/PE~220-230V 50-60Hz, R=2/PE~220-240V 50-60Hz, U=1/N/PE~240V 50-60Hz, V=3/PE~240V 50-60Hz, W=1/N/PE~100-110V 50-60Hz

vsezip.ru

+7(812)987-08-81



112109be

vsezip.ru

ID	P-code	SN from	SN to	Mod	Acces.	Volt	Description
Module: Dryer FC90/4 - F12M/F13M (12kW) - [250,300,420,540,600,680,780,900,500,750,1000] [3300,4900,5700,7200,9500,5000,7500,10000]							
46100	3000312		-	e			Tube for turbine (Ø 41)
46105	3060252		-	e			Gasket
46110	3062036		-	e			Graft blowing tube
46115	3060189		-	e			Blowing lateral tube
46120	3060190		-	e			Blowing inferior tube

e=ELECTRONICAL CONTROL

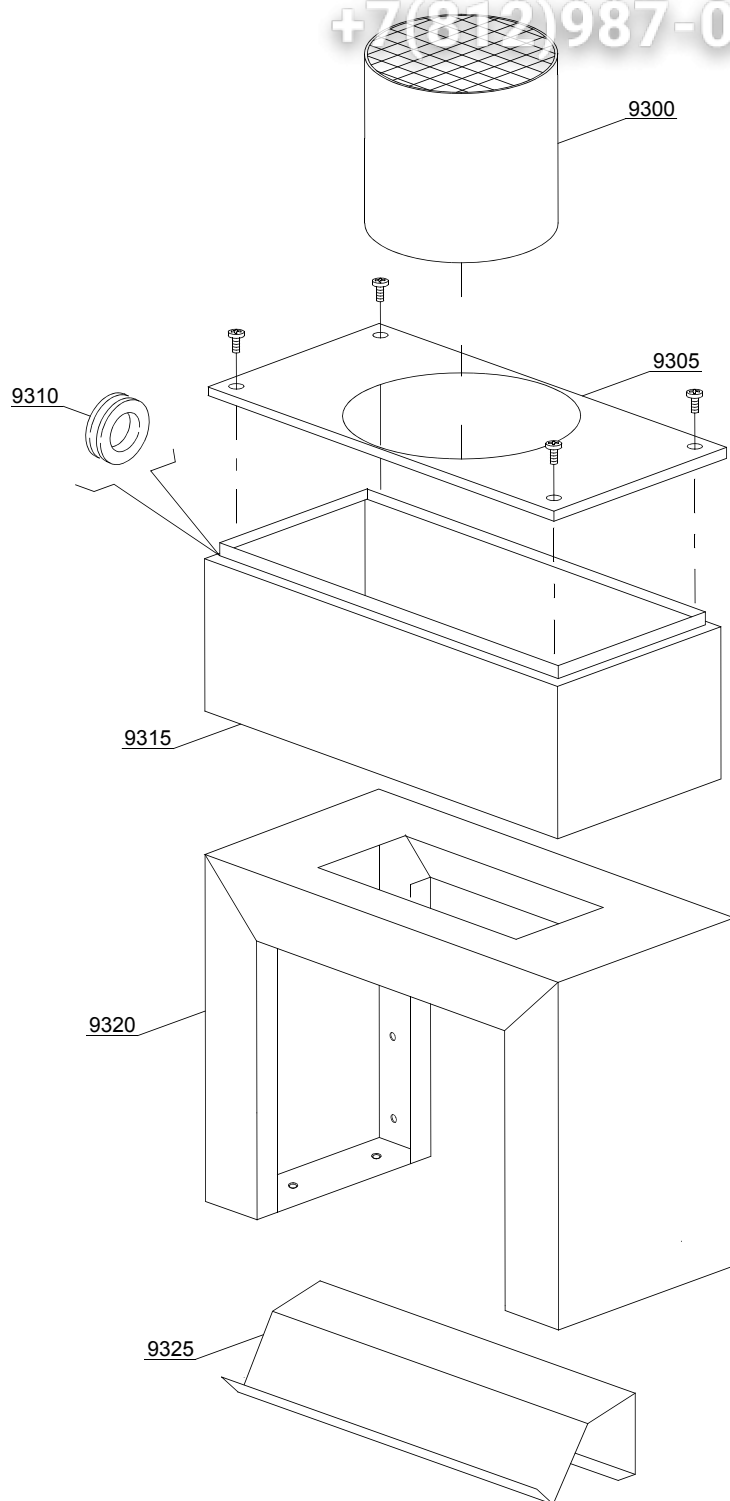
77=77

hr=HEAT RECOVERY - FC 98 / F26, hp=HEAT PUMP - FC 99 / F26 PC, sc91=STEAM CONDENSER - FC 91 / F14, sc94=SPLASH ZONE WITH CYLINDER - FC 94 / F16, d9=DRYER - FC 90, d92=DRYER - FC 90/2 - F12, d93=DRYER - FC 90/3 - F13, d94=DRYER - FC 90/4 - F12M, d95=DRYER - FC 90/5 - F13M, sz89=NEUTRAL ZONE - FC 89, cw=ADDITIONAL BOILER FOR COLD WATER SUPPLY, dvgw=DVGW VALVE SYSTEM, des=DETERGENT ECONOMIZER SYSTEM, sc93=SPLASH ZONE - FC 93 - F16/1, ti=TANKS INSULATION, ds=DOUBLE SKIN, bp=BOOSTER PUMP, sdn3=DISPENSERS SYSTEM SDN-3

A=3/N/PE~380-400V 50-60Hz, D=3/PE~200-210V 50-60Hz, F=2/PE~220-240V 50-60Hz, G=3/N/PE~415V 50-60Hz, H=3/PE~220-230V 50-60Hz, K=3/PE~380-400V 50-60Hz, L=3/PE~415V 50-60Hz, M=3/PE~440V 60Hz, P=1/N/PE~220-230V 50-60Hz, R=2/PE~220-240V 50-60Hz, U=1/N/PE~240V 50-60Hz, V=3/PE~240V 50-60Hz, W=1/N/PE~100-110V 50-60Hz

vsezip.ru

+7(812)987-08-81



17_001ae

ID	P-code	SN from	SN to	Mod.	Acces.	Volt	Description
Module:FC91[FC91R] - F14[F14ER] Steam condenser part 2 [250,380,420,540,600,660,780,900,500,750,1000] - [3300,4900,5700,7200,9500,5000,7500,10000]							
9300	3009573		-	e			Chimney
9305	3060162		-	e			Cover with hole
9310	13329		-	e			Fairlead
9315	3060164		-	e			Complete body
9320	3060147		-	e			Jet top
9325	3060142		-	e			Suction group

e=ELECTRONICAL CONTROL

77=77

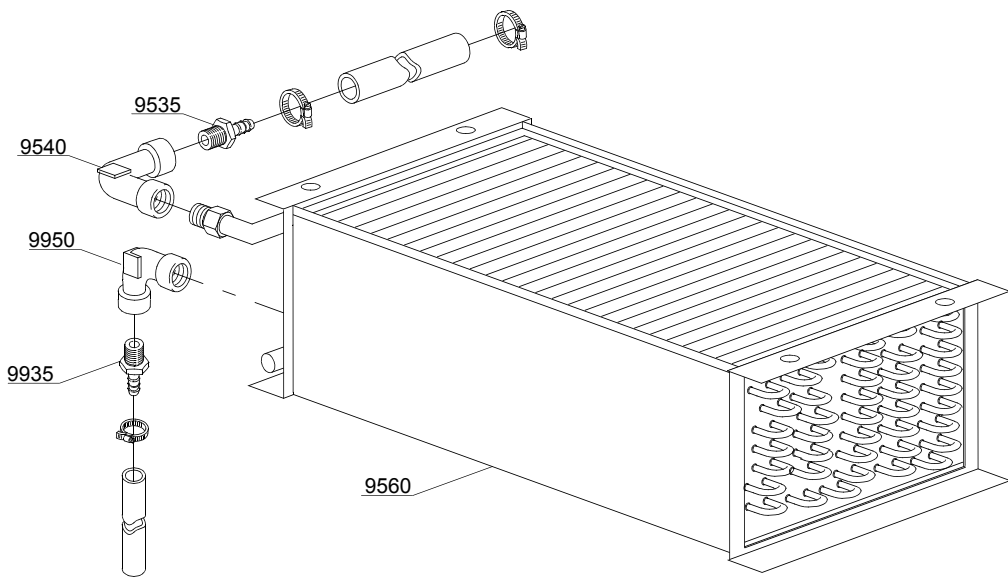
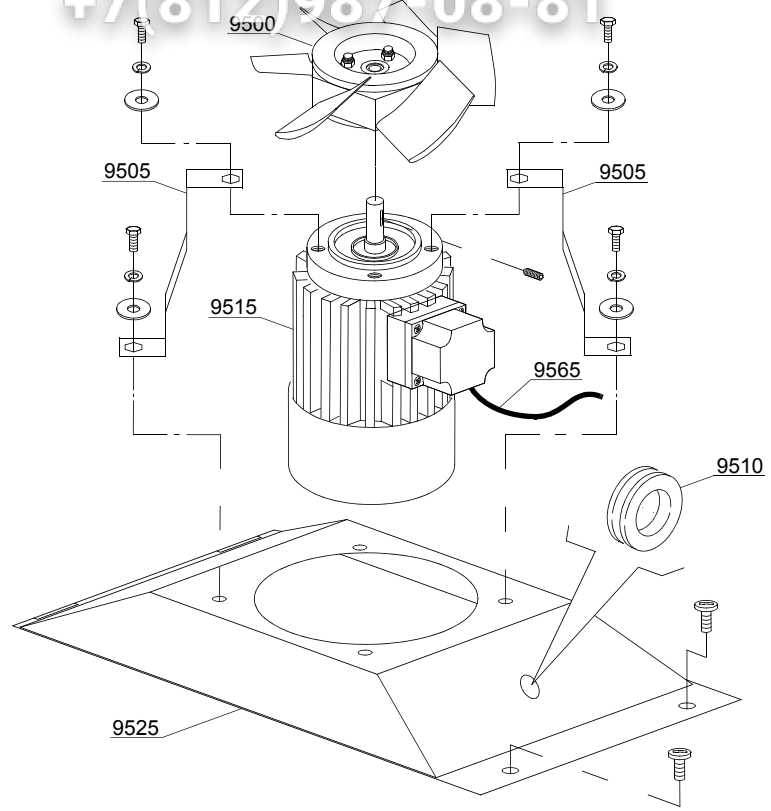
hr=HEAT RECOVERY - FC 98 / F26, hp=HEAT PUMP - FC 99 / F26 PC, sc91=STEAM CONDENSER - FC 91 / F14, sc94=SPLASH ZONE WITH CYLINDER - FC 94 / F16, d9=DRYER - FC 90, d92=DRYER - FC 90/2 - F12, d93=DRYER - FC 90/3 - F13, d94=DRYER - FC 90/4 - F12M, d95=DRYER - FC 90/5 - F13M, sz89=NEUTRAL ZONE - FC 89, cw=ADDITIONAL BOILER FOR COLD WATER SUPPLY, dvgw=DVGW VALVE SYSTEM, des=DETERGENT ECONOMIZER SYSTEM, sc93=SPLASH ZONE - FC 93 - F16/1, ti=TANKS INSULATION, ds=DOUBLE SKIN, bp=BOOSTER PUMP, sdn3=DISPENSERS SYSTEM SDN-3

A=3/N/PE~380-400V 50-60Hz, D=3/PE~200-210V 50-60Hz, F=2/PE~220-240V 50-60Hz, G=3/N/PE~415V 50-60Hz, H=3/PE~220-230V 50-60Hz, K=3/PE~380-400V 50-60Hz, L=3/PE~415V 50-60Hz, M=3/PE~440V 60Hz, P=1/N/PE~220-230V 50-60Hz, R=2/PE~220-240V 50-60Hz, U=1/N/PE~240V 50-60Hz, V=3/PE~240V 50-60Hz, W=1/N/PE~100-110V 50-60Hz

vsezip.ru

+7(812)987-08-81

17_101_e



ID	P-code	SN from	SN to	Mod	Acces.	Volt	Description
Module:FC91[FC91R] - F14[F14ER] Steam condenser part 2 [250,380,420,540,600,630,780,900,500,750,1000] - [3300,4900,5700,7200,9500,5000,7500,10000]							
9500	3000124		-	e			Impeller fan
9505	3009551		-	e			Motor holder
9510	13329		-	e			Fairlead
9515	3000123		-	e		A	Motor - 0,12KW 2P 230/400V 50HZ
9525	3009583		-	e			Steam condenser base
9535	12023		-	e			Hose holder
9540	3002139		-	e			Elbow
9550	12035		-	e			Elbow
9560	3000155		-	e			Heating recovery battery
9565	15184		-	e			Cable

e=ELECTRONICAL CONTROL

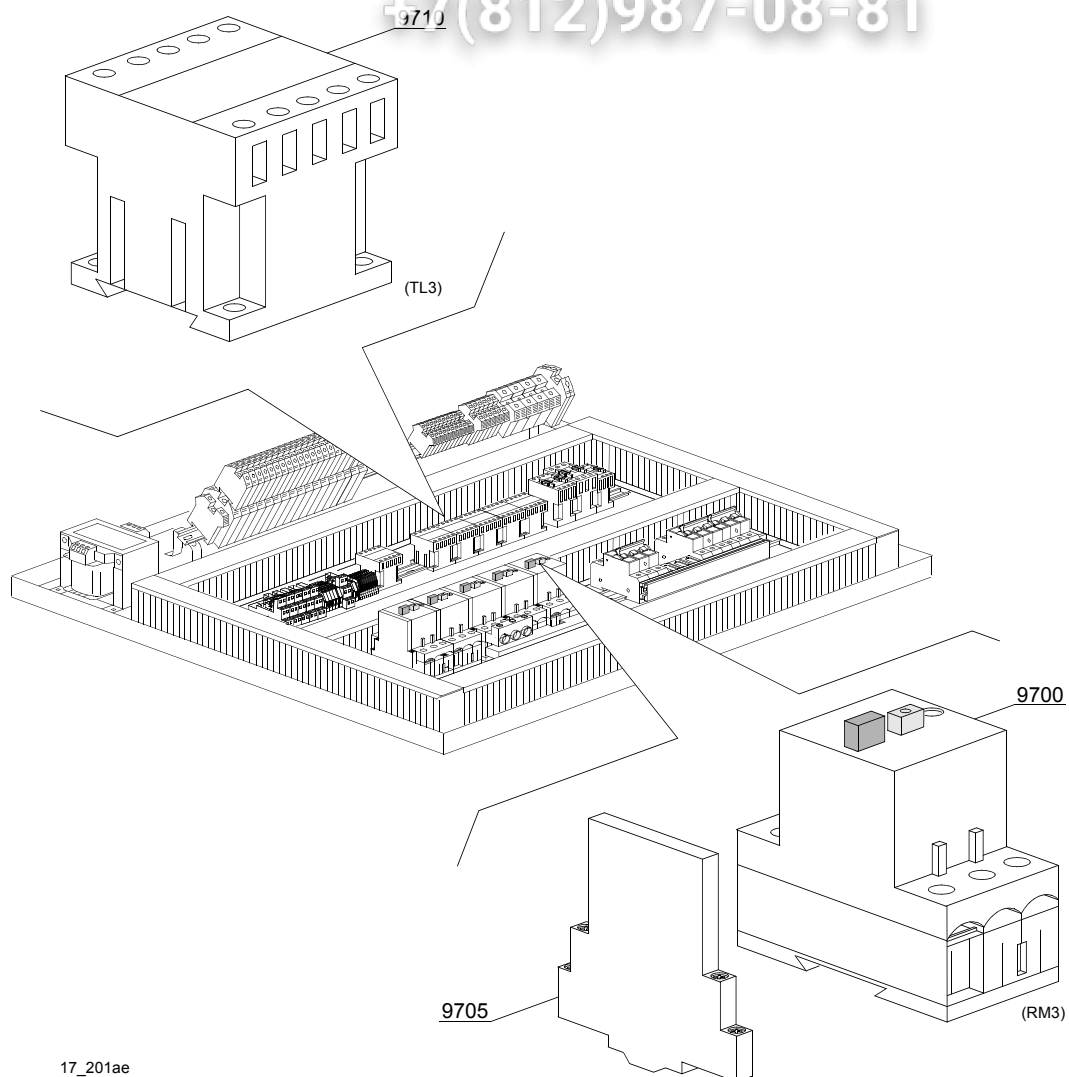
77=77

hr=HEAT RECOVERY - FC 98 / F26, hp=HEAT PUMP - FC 99 / F26 PC, sc91=STEAM CONDENSER - FC 91 / F14, sc94=SPLASH ZONE WITH CYLINDER - FC 94 / F16, d9=DRYER - FC 90, d92=DRYER - FC 90/2 - F12, d93=DRYER - FC 90/3 - F13, d94=DRYER - FC 90/4 - F12M, d95=DRYER - FC 90/5 - F13M, sz89=NEUTRAL ZONE - FC 89, cw=ADDITIONAL BOILER FOR COLD WATER SUPPLY, dvgw=DVGW VALVE SYSTEM, des=DETERGENT ECONOMIZER SYSTEM, sc93=SPLASH ZONE - FC 93 - F16/1, ti=TANKS INSULATION, ds=DOUBLE SKIN, bp=BOOSTER PUMP, sdn3=DISPENSERS SYSTEM SDN-3

A=3/N/PE~380-400V 50-60Hz, D=3/PE~200-210V 50-60Hz, F=2/PE~220-240V 50-60Hz, G=3/N/PE~415V 50-60Hz, H=3/PE~220-230V 50-60Hz, K=3/PE~380-400V 50-60Hz, L=3/PE~415V 50-60Hz, M=3/PE~440V 60Hz, P=1/N/PE~220-230V 50-60Hz, R=2/PE~220-240V 50-60Hz, U=1/N/PE~240V 50-60Hz, V=3/PE~240V 50-60Hz, W=1/N/PE~100-110V 50-60Hz

vsezip.ru

+7(812)987-08-81



17_201ae

vsezip.ru

ID	P-code	SN from	SN to	Mod.	Acces.	Volt	Description
Module:FC91[FC91R] - F14[F14ER] Steam condenser - part 3 [250,330,420,540,600,630,730,900,500,750,1000] - [3300,4900,5700,7200,9500,5000,7500,10000]							
9700	2000390		-	e		A	Motorprotector 1 - 1.6A
9705	3006080		-	e		A	Auxiliary contact LMS25
9710	2000370		-	e		A	Contactore MC9

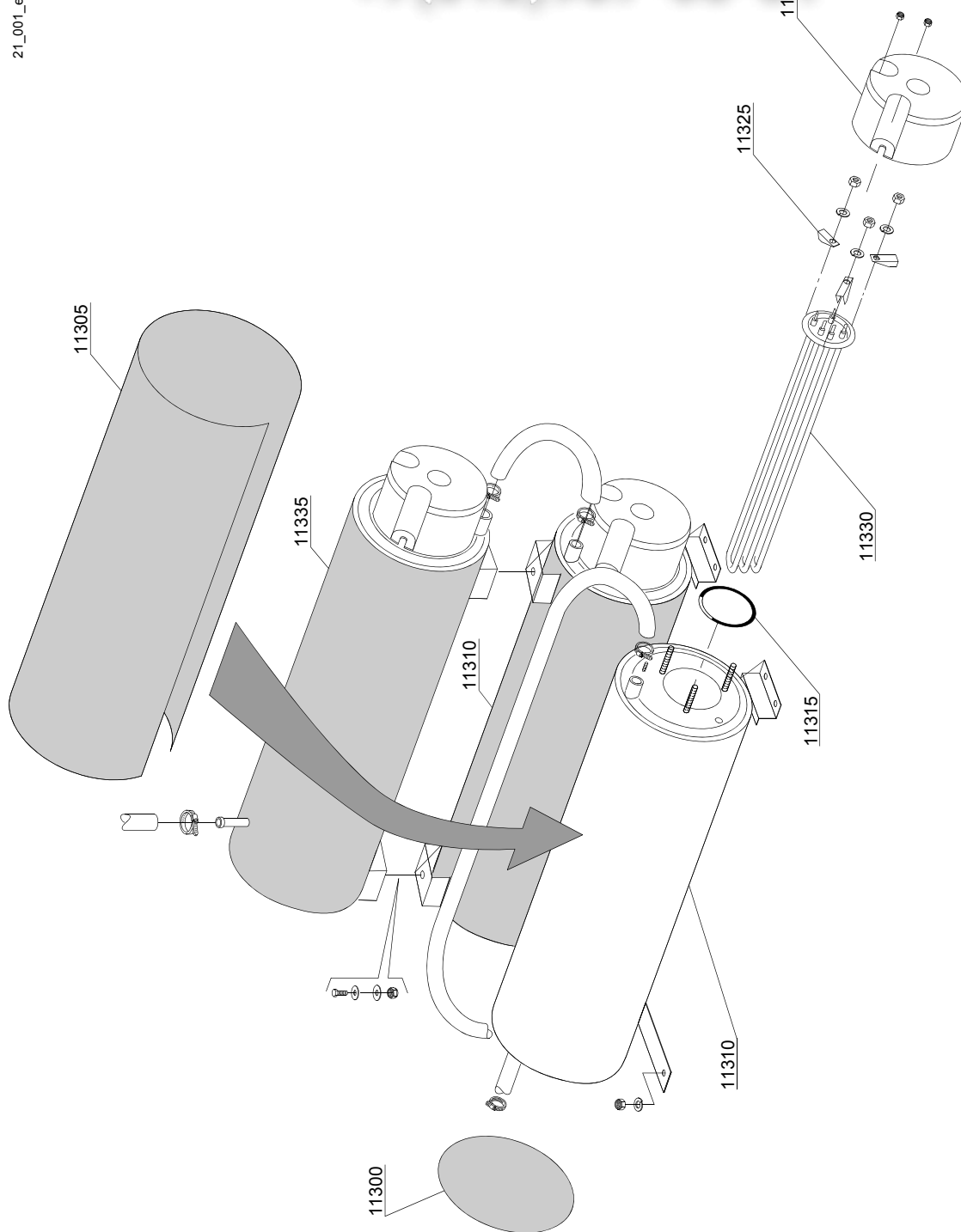
e=ELECTRONICAL CONTROL

77=77

hr=HEAT RECOVERY - FC 98 / F26, hp=HEAT PUMP - FC 99 / F26 PC, sc91=STEAM CONDENSER - FC 91 / F14, sc94=SPLASH ZONE WITH CYLINDER - FC 94 / F16, d9=DRYER - FC 90, d92=DRYER - FC 90/2 - F12, d93=DRYER - FC 90/3 - F13, d94=DRYER - FC 90/4 - F12M, d95=DRYER - FC 90/5 - F13M, sz89=NEUTRAL ZONE - FC 89, cw=ADDITIONAL BOILER FOR COLD WATER SUPPLY, dvgw=DVGW VALVE SYSTEM, des=DETERGENT ECONOMIZER SYSTEM, sc93=SPLASH ZONE - FC 93 - F16/1, ti=TANKS INSULATION, ds=DOUBLE SKIN, bp=BOOSTER PUMP, sdn3=DISPENSERS SYSTEM SDN-3

A=3/N/PE~380-400V 50-60Hz, D=3/PE~200-210V 50-60Hz, F=2/PE~220-240V 50-60Hz, G=3/N/PE~415V 50-60Hz, H=3/PE~220-230V 50-60Hz, K=3/PE~380-400V 50-60Hz, L=3/PE~415V 50-60Hz, M=3/PE~440V 60Hz, P=1/N/PE~220-230V 50-60Hz, R=2/PE~220-240V 50-60Hz, U=1/N/PE~240V 50-60Hz, V=3/PE~240V 50-60Hz, W=1/N/PE~100-110V 50-60Hz

21_001_e



ID	P-code	SN from	SN to	Mod	Acces.	Volt	Description
Module: Additional boiler components [250,330,420,540,600,630,780,900,500,750,1000] - [3300,4900,5700,7200,9500,5000,7500,10000]							
11300	75205		-	e			Bottom boiler insulating
11305	30002030		-	e			Boiler insulating
11310	3007012		-	e			Under Boiler AISI-316
11315	13015		-	e			O-ring 160 (6225)
11320	75311		-	e			Heating element cover
11325	16045		-	e			Heating element support Ø6,3
11330	30001010		-	e		A	Heating element 6kW
11330	30001011		-	e		A	Heating element 9kW
11330	30001011/A		-	e		A	Heating element 12kW
11330	30001011/B		-	e		A	Heating element 14kW
11335	3007013		-	e			Upper Boiler AISI-316

e=ELECTRONICAL CONTROL

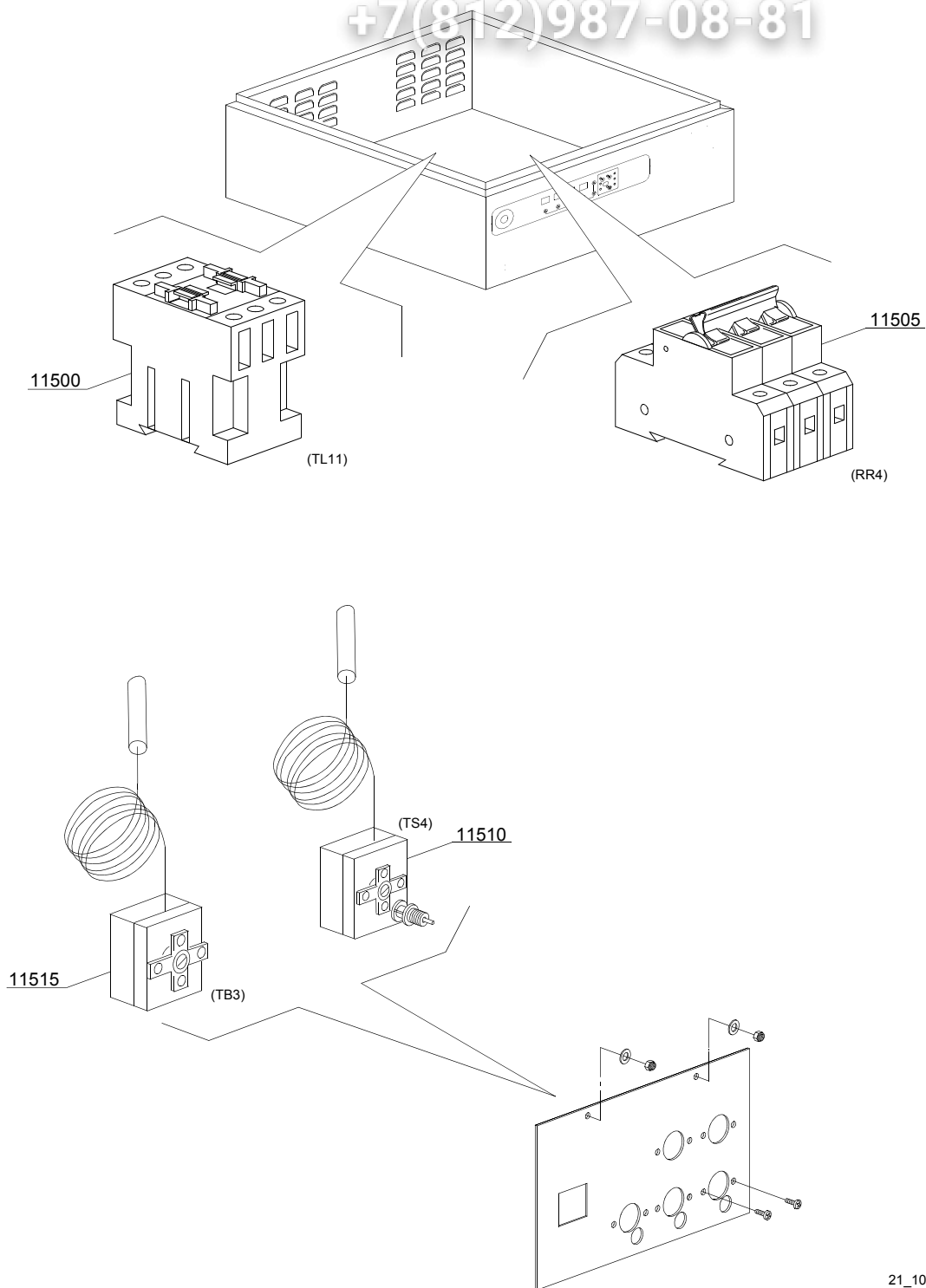
77=77

hr=HEAT RECOVERY - FC 98 / F26, hp=HEAT PUMP - FC 99 / F26 PC, sc91=STEAM CONDENSER - FC 91 / F14, sc94=SPLASH ZONE WITH CYLINDER - FC 94 / F16, d9=DRYER - FC 90, d92=DRYER - FC 90/2 - F12, d93=DRYER - FC 90/3 - F13, d94=DRYER - FC 90/4 - F12M, d95=DRYER - FC 90/5 - F13M, sz89=NEUTRAL ZONE - FC 89, cw=ADDITIONAL BOILER FOR COLD WATER SUPPLY, dvgw=DVGW VALVE SYSTEM, des=DETERGENT ECONOMIZER SYSTEM, sc93=SPLASH ZONE - FC 93 - F16/1, ti=TANKS INSULATION, ds=DOUBLE SKIN, bp=BOOSTER PUMP, sdn3=DISPENSERS SYSTEM SDN-3

A=3/N/PE~380-400V 50-60Hz, D=3/PE~200-210V 50-60Hz, F=2/PE~220-240V 50-60Hz, G=3/N/PE~415V 50-60Hz, H=3/PE~220-230V 50-60Hz, K=3/PE~380-400V 50-60Hz, L=3/PE~415V 50-60Hz, M=3/PE~440V 60Hz, P=1/N/PE~220-230V 50-60Hz, R=2/PE~220-240V 50-60Hz, U=1/N/PE~240V 50-60Hz, V=3/PE~240V 50-60Hz, W=1/N/PE~100-110V 50-60Hz

vsezip.ru

+7(812)987-08-81



21_101_€

ID	P-code	SN from	SN to	Mod	Acces.	Volt	Description
Module: Additional boiler: electrical components [250, 330, 420, 540, 600, 630, 780, 900, 950, 750, 1000] - [3300, 4900, 5700, 7200, 9500, 5000, 7500, 10000]							
11500	2000380		-	e		A	Contactora BF12 (heating element < 9 kW)
11500	2000385		-	e		A	Contactora BF20 (heating element > 9 kW)
11505	2000403		-	e		A	Automatic fuse C20 (heating element < 9 kW)
11505	2000404		-	e		A	Automatic fuse C25 (heating element > 9 kW)
11510	2000430		-	e			Safety thermostat
11515	10707/1		-	e			Thermostat 0 - 90° (TB2)

e=ELECTRONICAL CONTROL

77=77

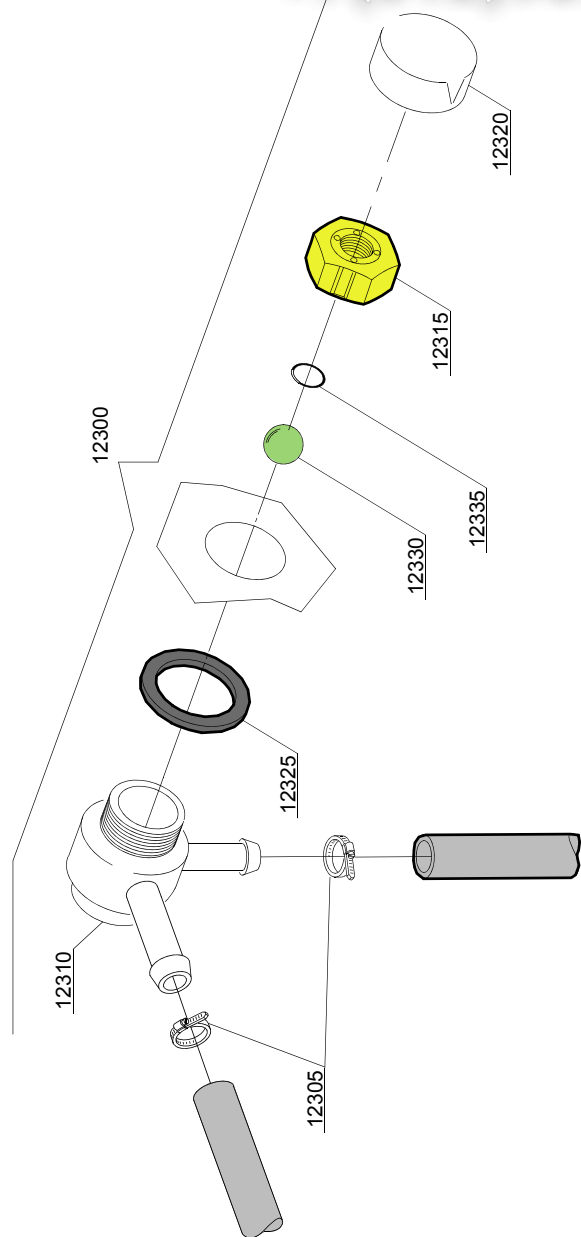
hr=HEAT RECOVERY - FC 98 / F26, hp=HEAT PUMP - FC 99 / F26 PC, sc91=STEAM CONDENSER - FC 91 / F14, sc94=SPLASH ZONE WITH CYLINDER - FC 94 / F16, d9=DRYER - FC 90, d92=DRYER - FC 90/2 - F12, d93=DRYER - FC 90/3 - F13, d94=DRYER - FC 90/4 - F12M, d95=DRYER - FC 90/5 - F13M, sz89=NEUTRAL ZONE - FC 89, cw=ADDITIONAL BOILER FOR COLD WATER SUPPLY, dvgw=DVGW VALVE SYSTEM, des=DETERGENT ECONOMIZER SYSTEM, sc93=SPLASH ZONE - FC 93 - F16/1, ti=TANKS INSULATION, ds=DOUBLE SKIN, bp=BOOSTER PUMP, sdn3=DISPENSERS SYSTEM SDN-3

A=3/N/PE~380-400V 50-60Hz, D=3/PE~200-210V 50-60Hz, F=2/PE~220-240V 50-60Hz, G=3/N/PE~415V 50-60Hz, H=3/PE~220-230V 50-60Hz, K=3/PE~380-400V 50-60Hz, L=3/PE~415V 50-60Hz, M=3/PE~440V 60Hz, P=1/N/PE~220-230V 50-60Hz, R=2/PE~220-240V 50-60Hz, U=1/N/PE~240V 50-60Hz, V=3/PE~240V 50-60Hz, W=1/N/PE~100-110V 50-60Hz

vsezip.ru

+7(812)987-08-81

22_002ae



vsezip.ru

ID	P-code	SN from	SN to	Mod	Acces.	Volt	Description
Module: DVGW valve [250,380,420,540,600,630,780,900,50], [730,1000], [3300,4900,5700,7200,9500,5000,7500,10000]							
12300	9891710		-	e			DVGW valvola assembly
12305	11807		-	e			Clamp aisi430 12/22
12310	15280		-	e			Valve body center
12315	15281		-	e			Flat valve
12320	15282		-	e			Flat valve cover
12325	15283		-	e			Valve gasket
12330	15284		-	e			Sphere
12335	15285		-	e			O-ring 115 KTW

e=ELECTRONICAL CONTROL

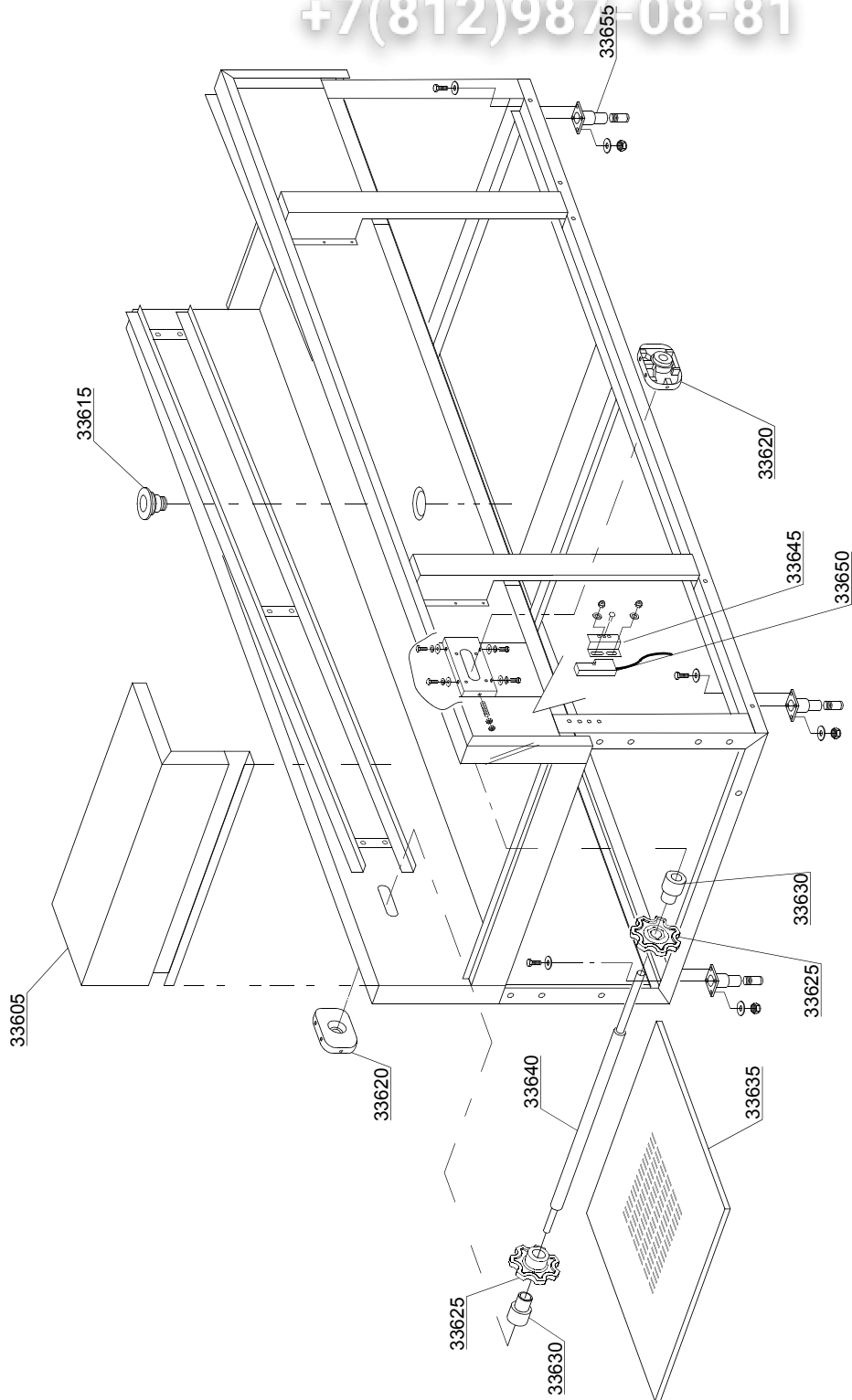
77=77

hr=HEAT RECOVERY - FC 98 / F26, hp=HEAT PUMP - FC 99 / F26 PC, sc91=STEAM CONDENSER - FC 91 / F14, sc94=SPLASH ZONE WITH CYLINDER - FC 94 / F16, d9=DRYER - FC 90, d92=DRYER - FC 90/2 - F12, d93=DRYER - FC 90/3 - F13, d94=DRYER - FC 90/4 - F12M, d95=DRYER - FC 90/5 - F13M, sz89=NEUTRAL ZONE - FC 89, cw=ADDITIONAL BOILER FOR COLD WATER SUPPLY, dvgw=DVGW VALVE SYSTEM, des=DETERGENT ECONOMIZER SYSTEM, sc93=SPLASH ZONE - FC 93 - F16/1, ti=TANKS INSULATION, ds=DOUBLE SKIN, bp=BOOSTER PUMP, sdn3=DISPENSERS SYSTEM SDN-3

A=3/N/PE~380-400V 50-60Hz, D=3/PE~200-210V 50-60Hz, F=2/PE~220-240V 50-60Hz, G=3/N/PE~415V 50-60Hz, H=3/PE~220-230V 50-60Hz, K=3/PE~380-400V 50-60Hz, L=3/PE~415V 50-60Hz, M=3/PE~440V 60Hz, P=1/N/PE~220-230V 50-60Hz, R=2/PE~220-240V 50-60Hz, U=1/N/PE~240V 50-60Hz, V=3/PE~240V 50-60Hz, W=1/N/PE~100-110V 50-60Hz

vsezip.ru

+7(812)987-08-81



23_002_e

ID	P-code	SN from	SN to	Mod	Acces.	Volt	Description
Module: Entry shelf [250,380,420,540,600,680,780,900,500,50,1000] - [300,4900,500,7200,9500,5000,7500,10000]							
33605	3060066		-	e			Bracket door
33615	3060136		-	e			Drain pipe bracket
33620	3060128		-	e			Idle shaft support
33625	3060134		-	e			Neutral wheel
33630	3060135		-	e			Neutral wheel bushing
33635	3060132		-	e			Bracket surface filter
33640	3060020		-	e			Neutral shaft
33645	3009112		-	e			Support reed
33650	3003112		-	e			Safety door reed
33655	3004060		-	e			2"Leg

e=ELECTRONICAL CONTROL

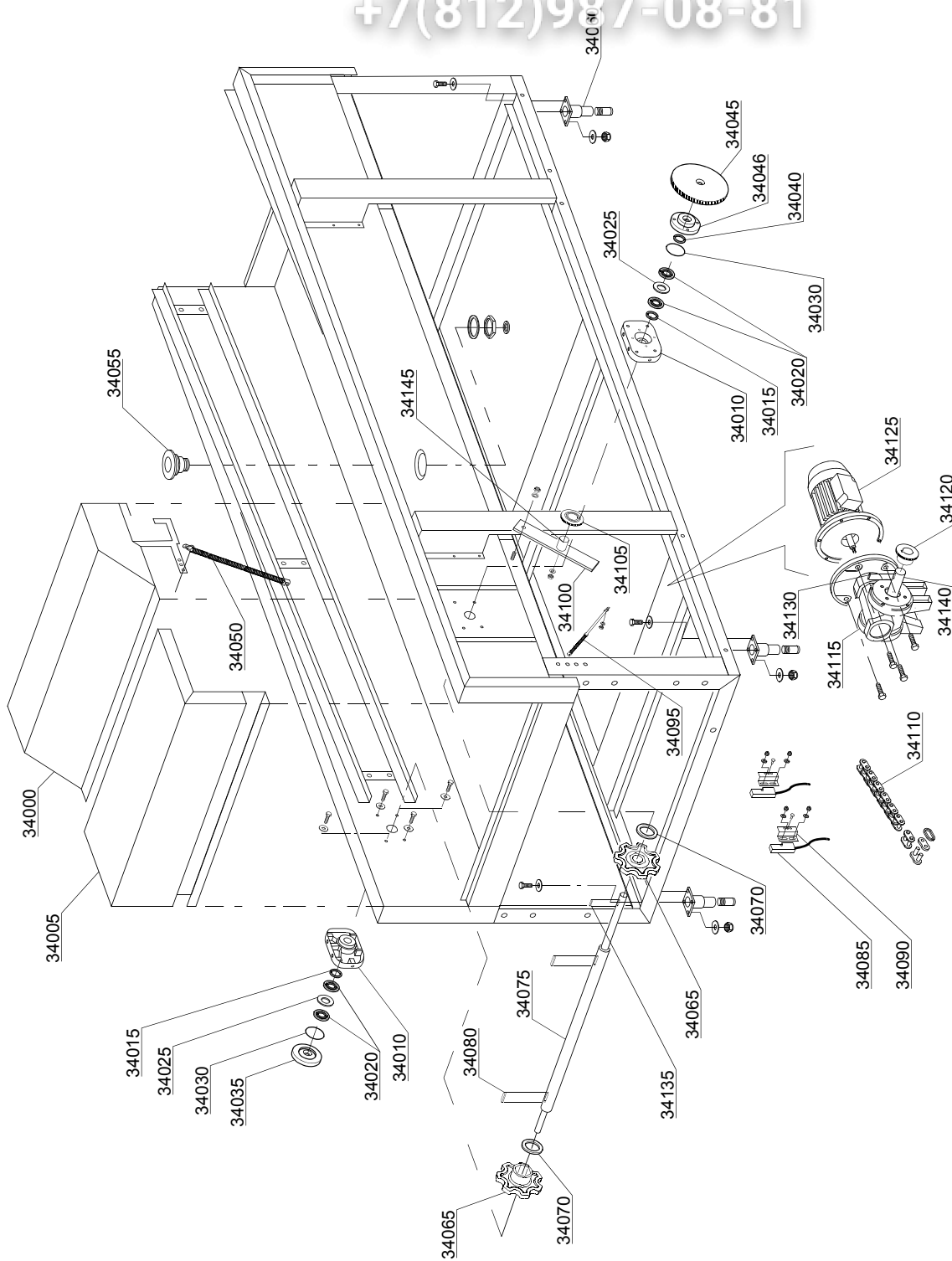
77=77

hr=HEAT RECOVERY - FC 98 / F26, hp=HEAT PUMP - FC 99 / F26 PC, sc91=STEAM CONDENSER - FC 91 / F14, sc94=SPLASH ZONE WITH CYLINDER - FC 94 / F16, d9=DRYER - FC 90, d92=DRYER - FC 90/2 - F12, d93=DRYER - FC 90/3 - F13, d94=DRYER - FC 90/4 - F12M, d95=DRYER - FC 90/5 - F13M, sz89=NEUTRAL ZONE - FC 89, cw=ADDITIONAL BOILER FOR COLD WATER SUPPLY, dvgw=DVGW VALVE SYSTEM, des=DETERGENT ECONOMIZER SYSTEM, sc93=SPLASH ZONE - FC 93 - F16/1, ti=TANKS INSULATION, ds=DOUBLE SKIN, bp=BOOSTER PUMP, sdn3=DISPENSERS SYSTEM SDN-3

A=3/N/PE~380-400V 50-60Hz, D=3/PE~200-210V 50-60Hz, F=2/PE~220-240V 50-60Hz, G=3/N/PE~415V 50-60Hz, H=3/PE~220-230V 50-60Hz, K=3/PE~380-400V 50-60Hz, L=3/PE~415V 50-60Hz, M=3/PE~440V 60Hz, P=1/N/PE~220-230V 50-60Hz, R=2/PE~220-240V 50-60Hz, U=1/N/PE~240V 50-60Hz, V=3/PE~240V 50-60Hz, W=1/N/PE~100-110V 50-60Hz

vsezip.ru

+7(812)987-08-81



23_003_e

ID	P-code	SN from	SN to	Mod.	Acces	Volt	Description
Module:Exit shelf [250,380,420,540,600,680,730,900,500,750,1000] - [380,490,570,720,950,500,750,1000]							
34000	3060119		-	e			And entirety run plates FX assembly
34000	3060120		-	e			And entirety run plates CX assembly
34005	3060066		-	e			Bracket door
34010	3060028		-	e			Lateral support shaft
34015	3060194		-	e			Viton seal ring 20.30.5 M.INOX
34020	3060131		-	e			Bearing 6004 42-20-12
34025	3060199		-	e			Spacer bearing
34030	13008		-	e			Gasket OR147 NBR
34035	3060130		-	e			Cover without hole
34040	3060194		-	e			Viton Seal ring
34045	3060003		-	e			Pinion Z50 1/2" - 5/16" (mod.FX 250/380/420/540/600/680/780/900 - F3300/4900/5700/7200/7600/9500/9800/10000) (mod. CX 500 - FP5000)
34045	3060097		-	e			Pinion Z34 1/2" - 5/16" (mod. CX 750 - FP75000)
34045	3060095		-	e			Pinion Z25 1/2" - 5/16" (mod. CX 1000/1250/1500 - FP10000/1250/1500)
34046	3060129		-	e			Cover with hole
34050	550206/A		-	e			Spring bracket door
34055	3060136		-	e			Bracket door pipe
34060	80116		-	e			2"Leg
34065	3060022		-	e			Capstan / Pulley
34070	3060055		-	e			Tape spacer
34075	3060031		-	e			Capstan / Shaft
34080	2001046		-	e			Inox key 8x7x30
34085	3003112		-	e			Reed micro switch
34090	3009112		-	e			Reed support
34095	560003		-	e			Spring bracket door
34100	3060167		-	e		A	Chain tightener
34105	3060042		-	e			Sprocket chain tightener 1/2 Z18 (FX)
34110	3060041		-	e		A	Chain 1/2 088
34115	3000223		-	e			Reduction 1/64

e=ELECTRONICAL CONTROL

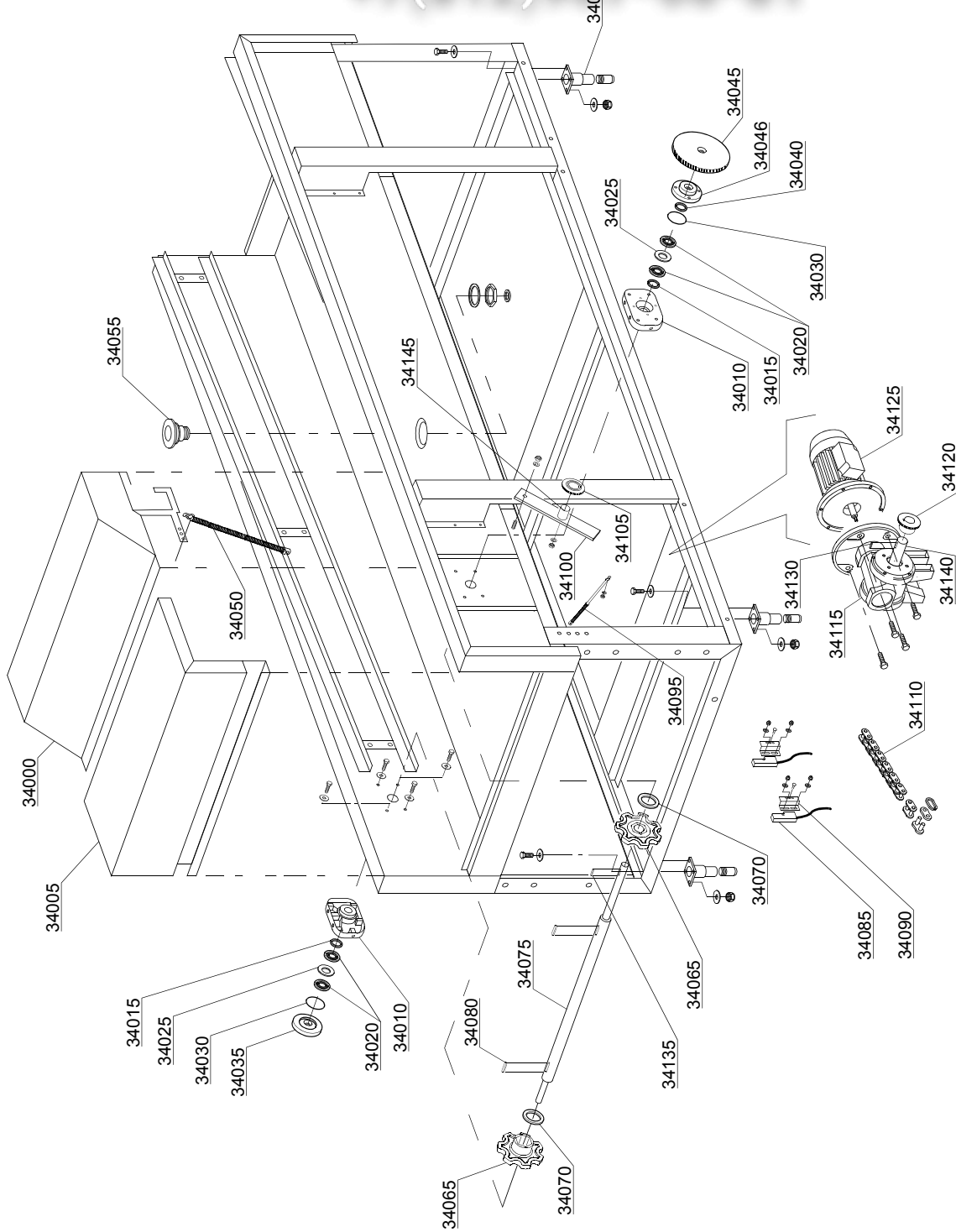
77=77

hr=HEAT RECOVERY - FC 98 / F26, hp=HEAT PUMP - FC 99 / F26 PC, sc91=STEAM CONDENSER - FC 91 / F14, sc94=SPLASH ZONE WITH CYLINDER - FC 94 / F16, d9=DRYER - FC 90, d92=DRYER - FC 90/2 - F12, d93=DRYER - FC 90/3 - F13, d94=DRYER - FC 90/4 - F12M, d95=DRYER - FC 90/5 - F13M, sz89=NEUTRAL ZONE - FC 89, cw=ADDITIONAL BOILER FOR COLD WATER SUPPLY, dvgw=DVGW VALVE SYSTEM, des=DETERGENT ECONOMIZER SYSTEM, sc93=SPLASH ZONE - FC 93 - F16/1, ti=TANKS INSULATION, ds=DOUBLE SKIN, bp=BOOSTER PUMP, sdn3=DISPENSERS SYSTEM SDN-3

A=3/N/PE~380-400V 50-60Hz, D=3/PE~200-210V 50-60Hz, F=2/PE~220-240V 50-60Hz, G=3/N/PE~415V 50-60Hz, H=3/PE~220-230V 50-60Hz, K=3/PE~380-400V 50-60Hz, L=3/PE~415V 50-60Hz, M=3/PE~440V 60Hz, P=1/N/PE~220-230V 50-60Hz, R=2/PE~220-240V 50-60Hz, U=1/N/PE~240V 50-60Hz, V=3/PE~240V 50-60Hz, W=1/N/PE~100-110V 50-60Hz

vsezip.ru

+7(812)987-08-81



23_003_e

ID	P-code	SN from	SN to	Mod.	Acces	Volt	Description
Module:Exit shelf [250,380,420,540,600,680,730,900,500,750,1000] - [380,490,570,720,950,500,750,1000]							
34115	3000209		-	e			Reduction 1/100
34115	3000222		-	e			Reduction 1/70
34115	3000212		-	e			Reduction 1/60
34115	3000207		-	e			Reduction 1/50
34115	3000214		-	e			Reduction 1/45
34115	3000216		-	e			Reduction 1/36
34120	3060168		-	e			Pinion Z10 1/2" - 5/16" (mod.380-4900)
34120	3060169		-	e			Pinion Z11 1/2" - 5/16" (mod.380-600-680-780-4900-9500)
34120	3060170		-	e			Pinion Z12(mod.540-7200)
34120	3060171		-	e			Pinion Z13 (mod.420-900-5700)
34120	3060002		-	e			Pinion Z14 (mod.500-750-1000)
34125	3000127		-	e			Motor 4/6P 400/415 V 50Hz
34130	3060181		-	e			Inox key 5x5x25
34130	2001046		-	e			Inox key 8x7x30
34135	3060032		-	e			Inox key 8x6x20
34140	3060180		-	e			SITI Reducing tree
34140	3060021		-	e			BONFIGLIOLI Reducing tree
34145	3060166		-	e			Pulley shaft for tightener

e=ELECTRONICAL CONTROL

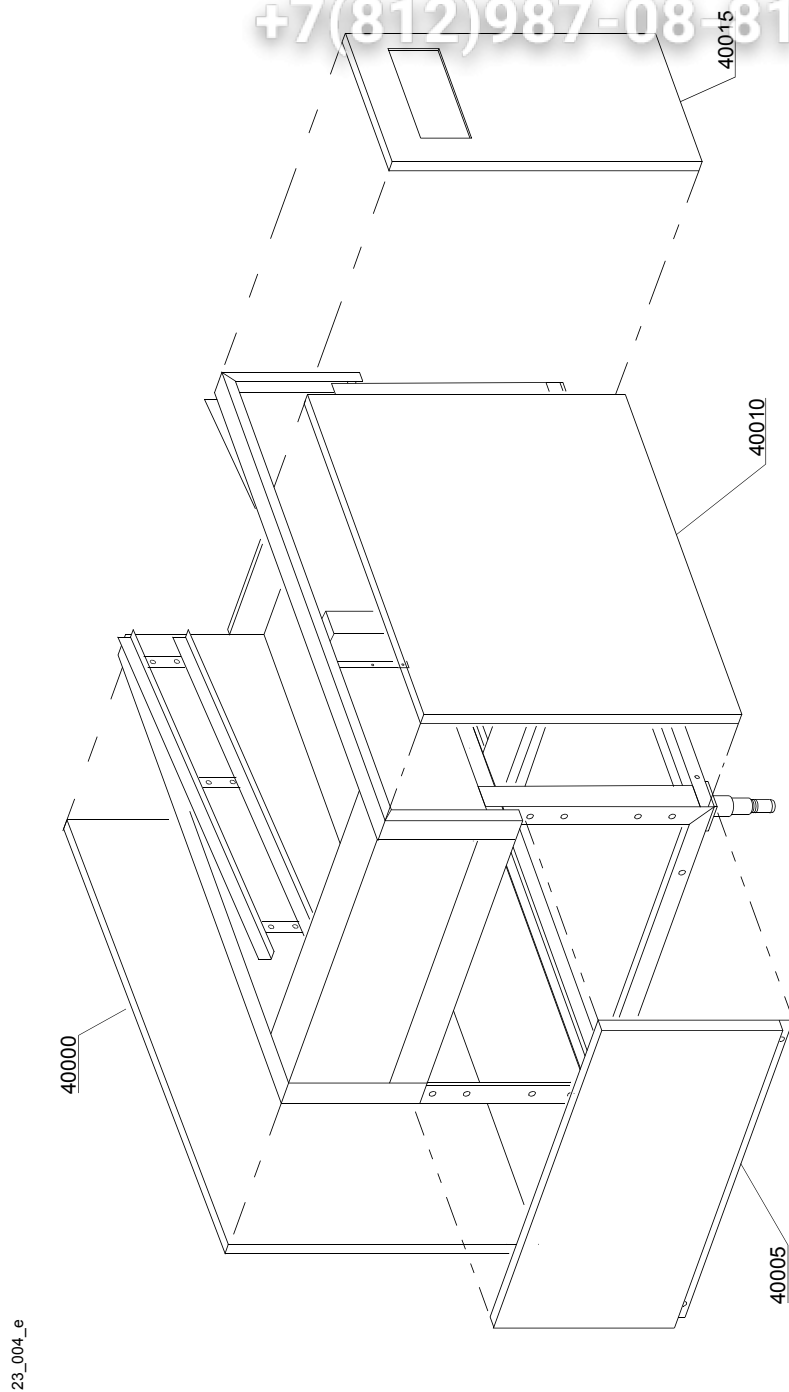
77=77

hr=HEAT RECOVERY - FC 98 / F26, hp=HEAT PUMP - FC 99 / F26 PC, sc91=STEAM CONDENSER - FC 91 / F14, sc94=SPLASH ZONE WITH CYLINDER - FC 94 / F16, d9=DRYER - FC 90, d92=DRYER - FC 90/2 - F12, d93=DRYER - FC 90/3 - F13, d94=DRYER - FC 90/4 - F12M, d95=DRYER - FC 90/5 - F13M, sz89=NEUTRAL ZONE - FC 89, cw=ADDITIONAL BOILER FOR COLD WATER SUPPLY, dvgw=DVGW VALVE SYSTEM, des=DETERGENT ECONOMIZER SYSTEM, sc93=SPLASH ZONE - FC 93 - F16/1, ti=TANKS INSULATION, ds=DOUBLE SKIN, bp=BOOSTER PUMP, sdn3=DISPENSERS SYSTEM SDN-3

A=3/N/PE~380-400V 50-60Hz, D=3/PE~200-210V 50-60Hz, F=2/PE~220-240V 50-60Hz, G=3/N/PE~415V 50-60Hz, H=3/PE~220-230V 50-60Hz, K=3/PE~380-400V 50-60Hz, L=3/PE~415V 50-60Hz, M=3/PE~440V 60Hz, P=1/N/PE~220-230V 50-60Hz, R=2/PE~220-240V 50-60Hz, U=1/N/PE~240V 50-60Hz, V=3/PE~240V 50-60Hz, W=1/N/PE~100-110V 50-60Hz

vsezip.ru

+7(812)987-08-81



ID	P-code	SN from	SN to	Mod.	Acces.	Volt	Description
Module: Under door entry shelf L=1200 [250,380,420,540,600,680,780,900,500,750,1000] - [3300,4900,5700,7200,9500,5000,7500,10000]							
40000	30600118		-	e			Rear panel for schelf L=1200mm
40005	3060084		-	e			Panel lateral for schelf
40010	30600117		-	e			Panel for schelf L=900mm
40015	30600114		-	e			Panel for schelf L=300mm

e=ELECTRONICAL CONTROL

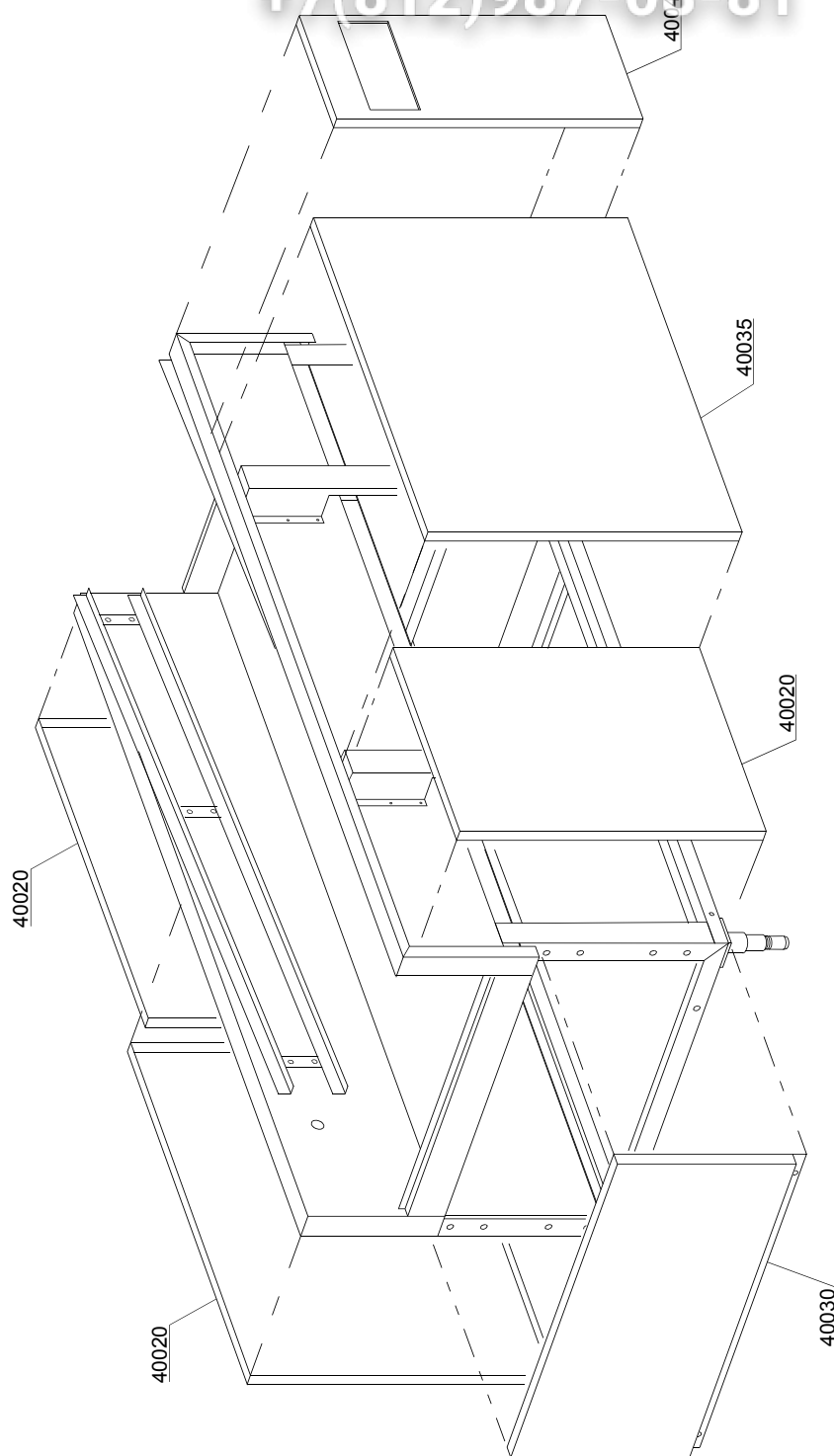
77=77

hr=HEAT RECOVERY - FC 98 / F26, hp=HEAT PUMP - FC 99 / F26 PC, sc91=STEAM CONDENSER - FC 91 / F14, sc94=SPLASH ZONE WITH CYLINDER - FC 94 / F16, d9=DRYER - FC 90, d92=DRYER - FC 90/2 - F12, d93=DRYER - FC 90/3 - F13, d94=DRYER - FC 90/4 - F12M, d95=DRYER - FC 90/5 - F13M, sz89=NEUTRAL ZONE - FC 89, cw=ADDITIONAL BOILER FOR COLD WATER SUPPLY, dvgw=DVGW VALVE SYSTEM, des=DETERGENT ECONOMIZER SYSTEM, sc93=SPLASH ZONE - FC 93 - F16/1, ti=TANKS INSULATION, ds=DOUBLE SKIN, bp=BOOSTER PUMP, sdn3=DISPENSERS SYSTEM SDN-3

A=3/N/PE~380-400V 50-60Hz, D=3/PE~200-210V 50-60Hz, F=2/PE~220-240V 50-60Hz, G=3/N/PE~415V 50-60Hz, H=3/PE~220-230V 50-60Hz, K=3/PE~380-400V 50-60Hz, L=3/PE~415V 50-60Hz, M=3/PE~440V 60Hz, P=1/N/PE~220-230V 50-60Hz, R=2/PE~220-240V 50-60Hz, U=1/N/PE~240V 50-60Hz, V=3/PE~240V 50-60Hz, W=1/N/PE~100-110V 50-60Hz

vsezip.ru

+7(812)987-09-81



23_005_e

vsezip.ru

ID	P-code	SN from	SN to	Mod	Acces.	Volt	Description
Module: Under door exit shelf L=1800 [250,300,420,540,500,660,730,900,500,750,1000] - [3300,4900,5700,7200,9500,5000,7500,10000]							
40020	30600117		-	e			Panel for schelf L=900mm
40030	3060084		-	e			Panel lateral for schelf
40035	30600116		-	e			Panel for schelf L=600mm
40040	30600114		-	e			Panel for schelf L=300mm

e=ELECTRONICAL CONTROL

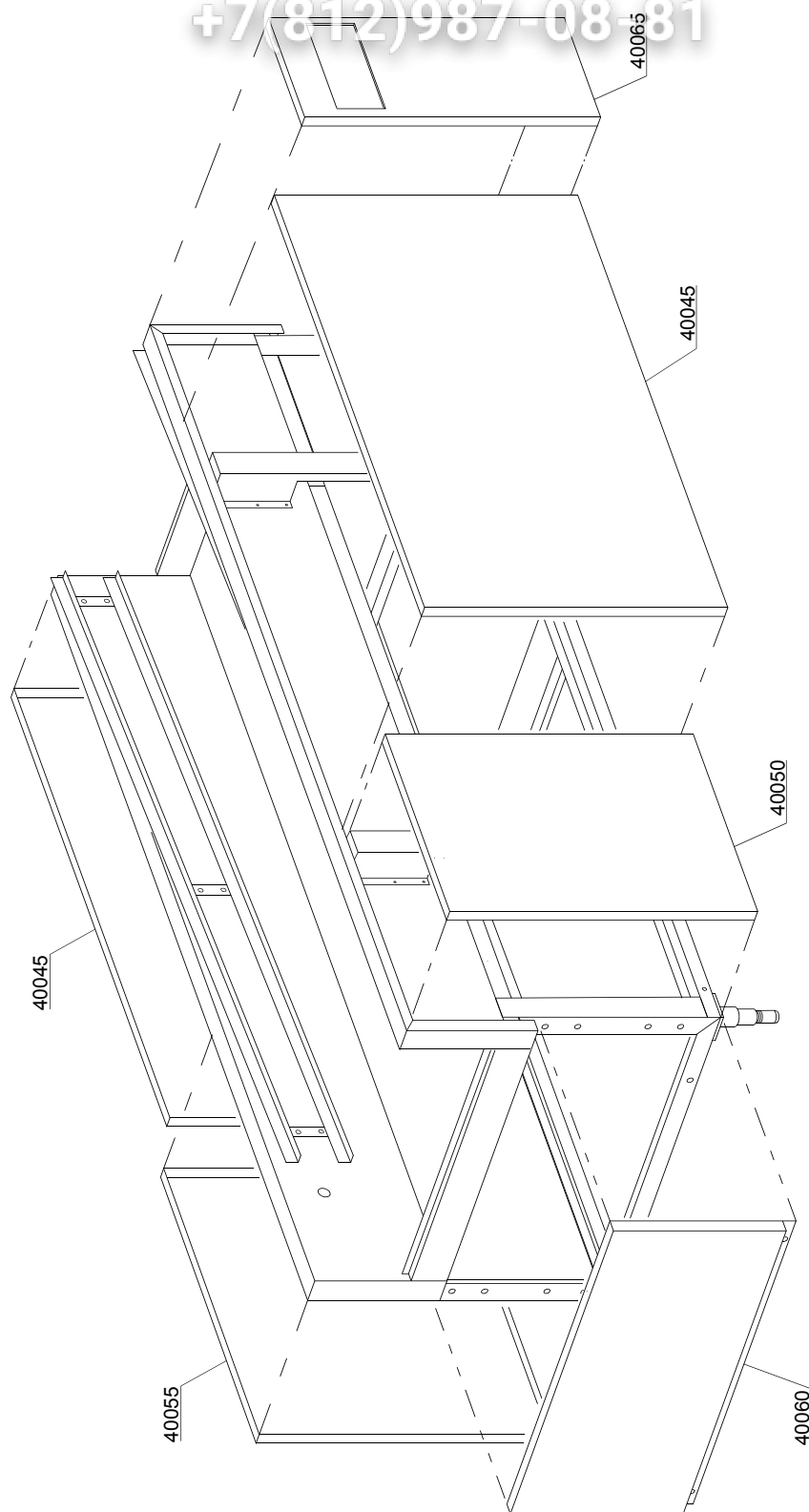
77=77

hr=HEAT RECOVERY - FC 98 / F26, hp=HEAT PUMP - FC 99 / F26 PC, sc91=STEAM CONDENSER - FC 91 / F14, sc94=SPLASH ZONE WITH CYLINDER - FC 94 / F16, d9=DRYER - FC 90, d92=DRYER - FC 90/2 - F12, d93=DRYER - FC 90/3 - F13, d94=DRYER - FC 90/4 - F12M, d95=DRYER - FC 90/5 - F13M, sz89=NEUTRAL ZONE - FC 89, cw=ADDITIONAL BOILER FOR COLD WATER SUPPLY, dvgw=DVGW VALVE SYSTEM, des=DETERGENT ECONOMIZER SYSTEM, sc93=SPLASH ZONE - FC 93 - F16/1, ti=TANKS INSULATION, ds=DOUBLE SKIN, bp=BOOSTER PUMP, sdn3=DISPENSERS SYSTEM SDN-3

A=3/N/PE~380-400V 50-60Hz, D=3/PE~200-210V 50-60Hz, F=2/PE~220-240V 50-60Hz, G=3/N/PE~415V 50-60Hz, H=3/PE~220-230V 50-60Hz, K=3/PE~380-400V 50-60Hz, L=3/PE~415V 50-60Hz, M=3/PE~440V 60Hz, P=1/N/PE~220-230V 50-60Hz, R=2/PE~220-240V 50-60Hz, U=1/N/PE~240V 50-60Hz, V=3/PE~240V 50-60Hz, W=1/N/PE~100-110V 50-60Hz

vsezip.ru

+7(812)987-08-81



23_006_e

vsezip.ru

ID	P-code	SN from	SN to	Mod.	Acces.	Volt	Description
Module: Under door exit shelf L=2200 [250,300,420,540,500,660,730,900,500,750,1000] - [3300,4900,5700,7200,9500,5000,7500,10000]							
40045	30600115		-	e			Panel for schelf L=1300mm
40050	30600116		-	e			Panel for schelf L=600mm
40055	30600117		-	e			Panel for schelf L=900mm
40060	3060084		-	e			Panel lateral for schelf
40065	30600114		-	e			Panel for schelf L=300mm

e=ELECTRONICAL CONTROL

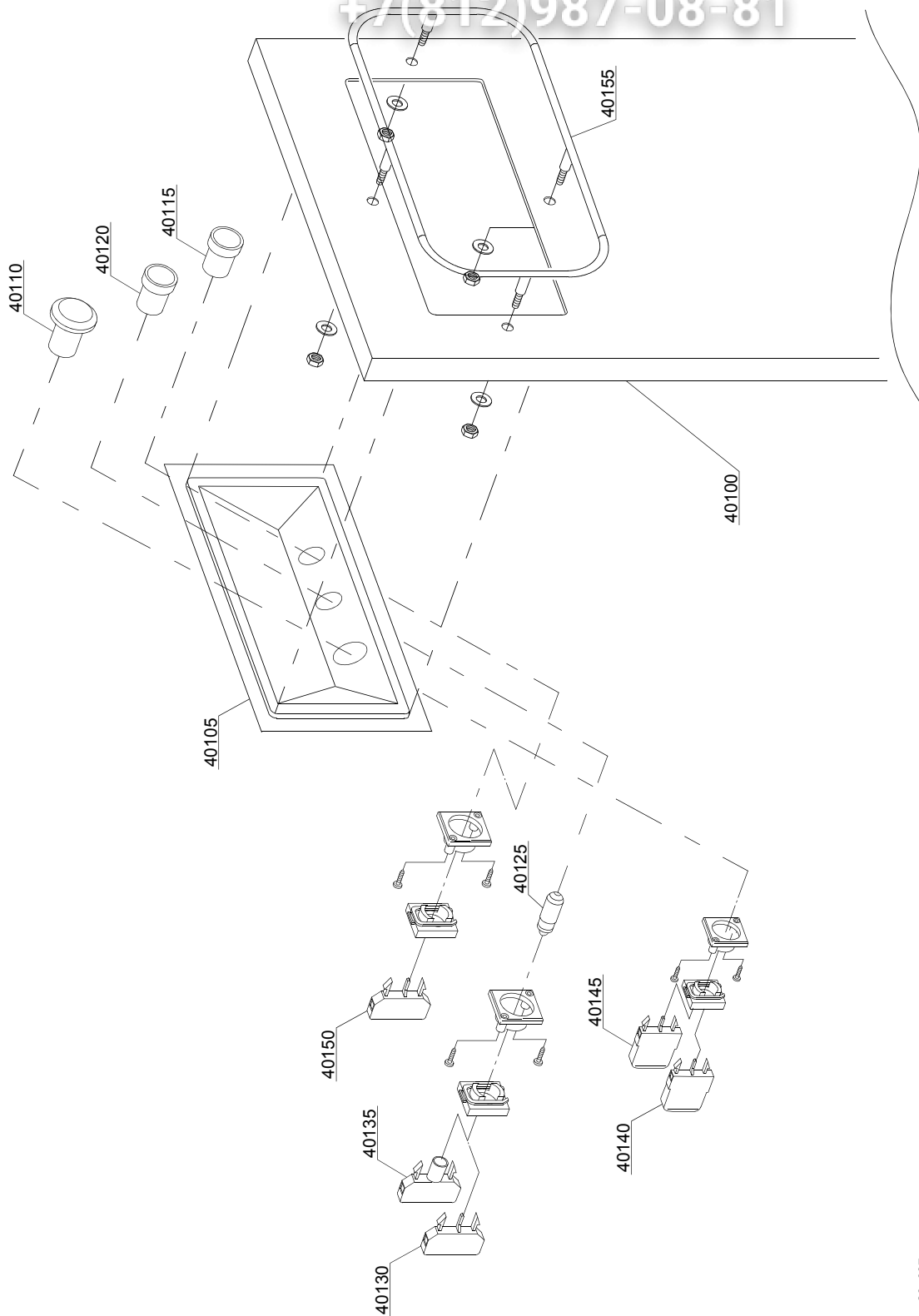
77=77

hr=HEAT RECOVERY - FC 98 / F26, hp=HEAT PUMP - FC 99 / F26 PC, sc91=STEAM CONDENSER - FC 91 / F14, sc94=SPLASH ZONE WITH CYLINDER - FC 94 / F16, d9=DRYER - FC 90, d92=DRYER - FC 90/2 - F12, d93=DRYER - FC 90/3 - F13, d94=DRYER - FC 90/4 - F12M, d95=DRYER - FC 90/5 - F13M, sz89=NEUTRAL ZONE - FC 89, cw=ADDITIONAL BOILER FOR COLD WATER SUPPLY, dvgw=DVGW VALVE SYSTEM, des=DETERGENT ECONOMIZER SYSTEM, sc93=SPLASH ZONE - FC 93 - F16/1, ti=TANKS INSULATION, ds=DOUBLE SKIN, bp=BOOSTER PUMP, sdn3=DISPENSERS SYSTEM SDN-3

A=3/N/PE~380-400V 50-60Hz, D=3/PE~200-210V 50-60Hz, F=2/PE~220-240V 50-60Hz, G=3/N/PE~415V 50-60Hz, H=3/PE~220-230V 50-60Hz, K=3/PE~380-400V 50-60Hz, L=3/PE~415V 50-60Hz, M=3/PE~440V 60Hz, P=1/N/PE~220-230V 50-60Hz, R=2/PE~220-240V 50-60Hz, U=1/N/PE~240V 50-60Hz, V=3/PE~240V 50-60Hz, W=1/N/PE~100-110V 50-60Hz

vsezip.ru

+7(812)987-08-81



23_007_e

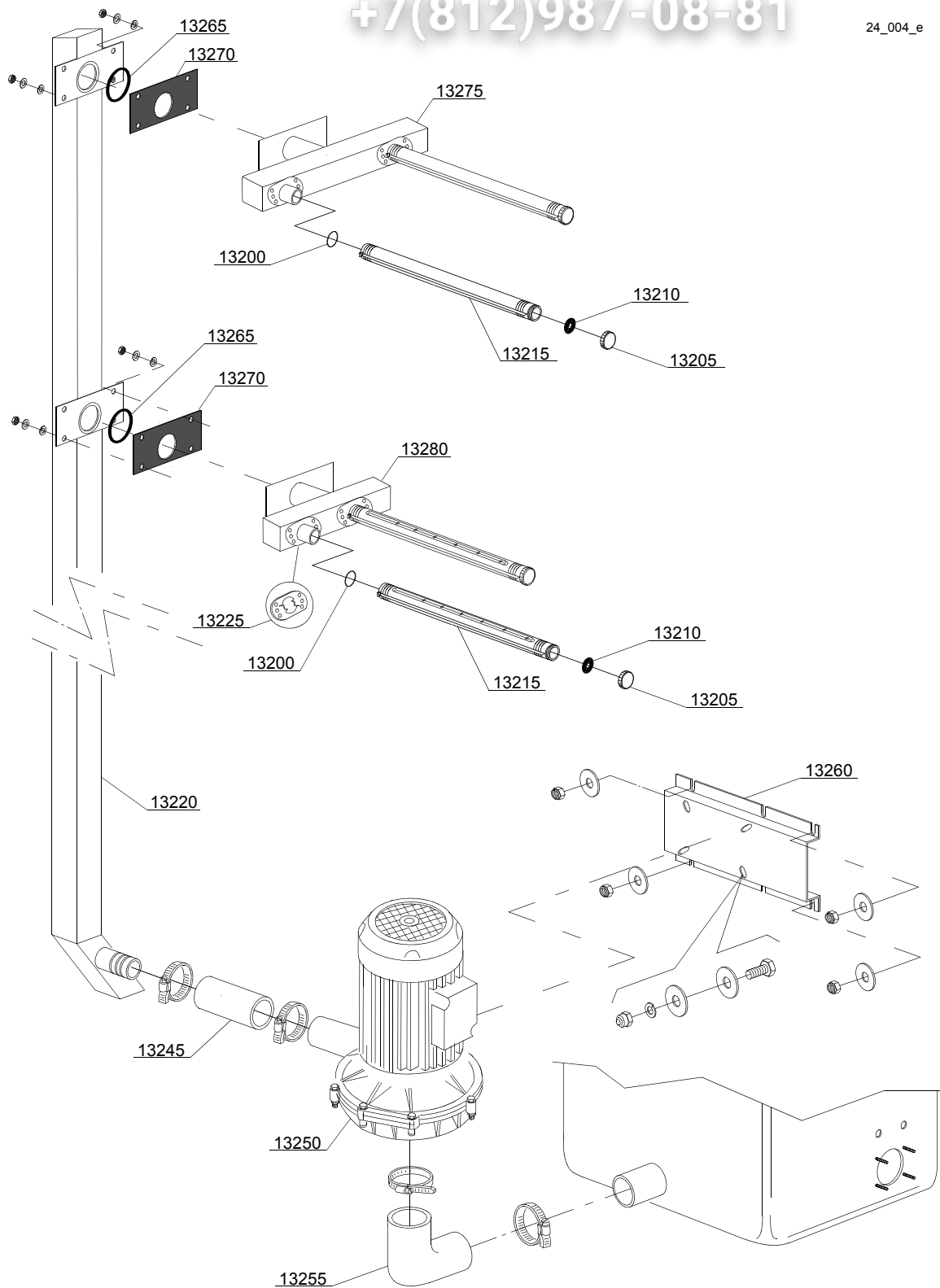
ID	P-code	SN from	SN to	Mod	Acces.	Volt	Description
Module:Control panel [250,380,420,540,600,630,780,900,500,750,1000] - [3300,4500,5700,7200,9500,5000,7500,10000]							
40100	3060114		-	e			Panel for schelf L=300mm
40105	3060127		-	e			Lateral control panel
40110	3002050		-	e			Emergency button
40115	3002055		-	e			Button red
40120	2000284		-	e			Button green
40125	3002068		-	e			Lamp 24V
40130	3002054		-	e			Contact piece 1NO
40135	2000234		-	e			Lamp holder
40140	3002052		-	e			Contact piece 2NC
40145	3002051		-	e			Contact piece 2NO
40150	3002056		-	e			Contact piece 1NC
40155	3062061		-	e			Control panel protection

e=ELECTRONICAL CONTROL

77=77

hr=HEAT RECOVERY - FC 98 / F26, hp=HEAT PUMP - FC 99 / F26 PC, sc91=STEAM CONDENSER - FC 91 / F14, sc94=SPLASH ZONE WITH CYLINDER - FC 94 / F16, d9=DRYER - FC 90, d92=DRYER - FC 90/2 - F12, d93=DRYER - FC 90/3 - F13, d94=DRYER - FC 90/4 - F12M, d95=DRYER - FC 90/5 - F13M, sz89=NEUTRAL ZONE - FC 89, cw=ADDITIONAL BOILER FOR COLD WATER SUPPLY, dvgw=DVGW VALVE SYSTEM, des=DETERGENT ECONOMIZER SYSTEM, sc93=SPLASH ZONE - FC 93 - F16/1, ti=TANKS INSULATION, ds=DOUBLE SKIN, bp=BOOSTER PUMP, sdn3=DISPENSERS SYSTEM SDN-3

A=3/N/PE~380-400V 50-60Hz, D=3/PE~200-210V 50-60Hz, F=2/PE~220-240V 50-60Hz, G=3/N/PE~415V 50-60Hz, H=3/PE~220-230V 50-60Hz, K=3/PE~380-400V 50-60Hz, L=3/PE~415V 50-60Hz, M=3/PE~440V 60Hz, P=1/N/PE~220-230V 50-60Hz, R=2/PE~220-240V 50-60Hz, U=1/N/PE~240V 50-60Hz, V=3/PE~240V 50-60Hz, W=1/N/PE~100-110V 50-60Hz



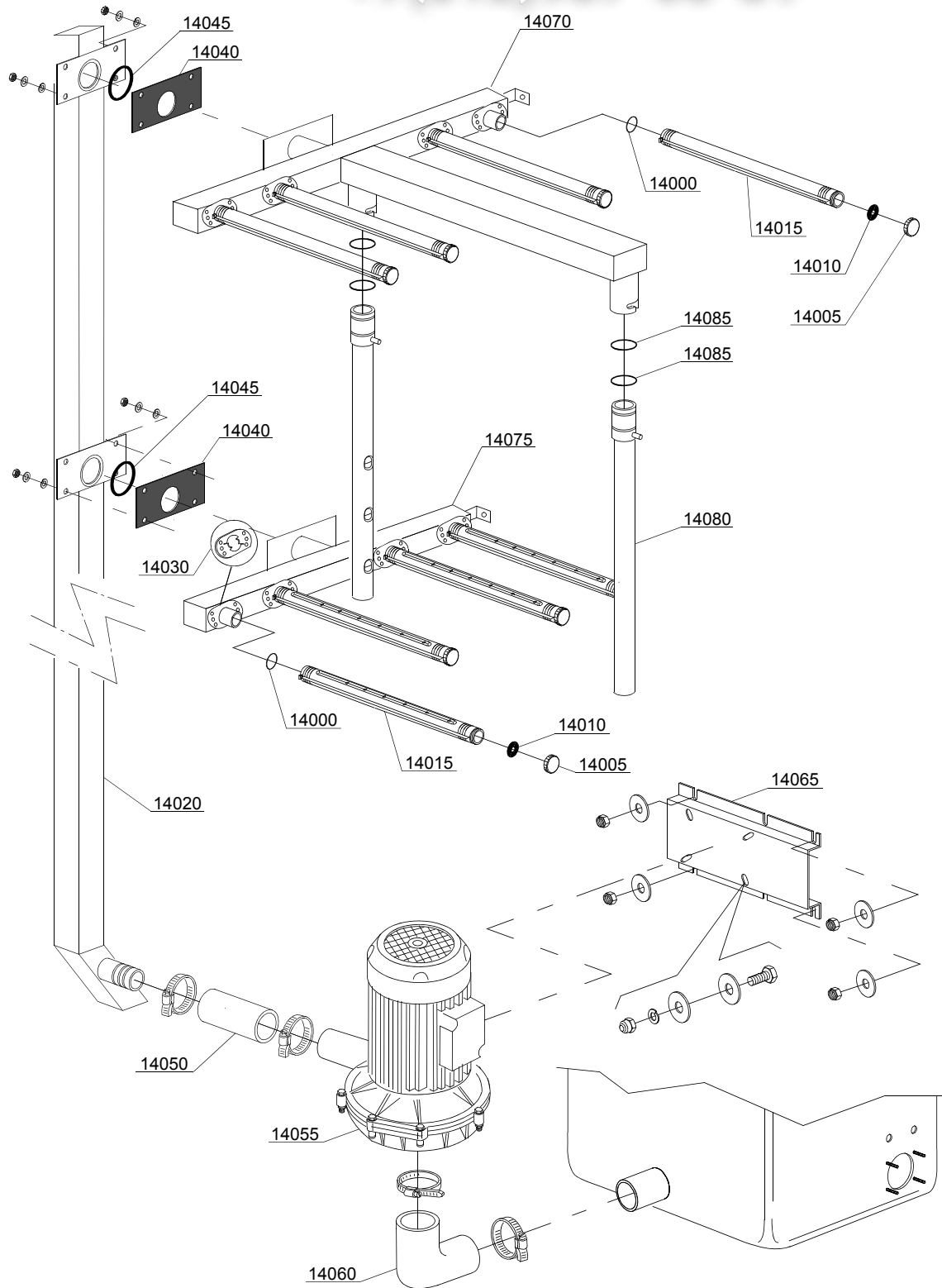
ID	P-code	SN from	SN to	Mod.	Acces.	Volt	Description
Module:Prewashing components 2+2 [250,380,420,540,600,680,780,900]							
13200	13028		-	e			O-ring 3,6x30,8x38 R-23
13205	80304		-	e			Arm plug
13210	80305		-	e			Gasket
13215	3060007		-	e			Wash arm
13220	3060205		-	e			Right prewash ramp
13225	3060182		-	e			Arm connection flange
13245	3060213		-	e			Elbow coupling press.
13250	3000082		-	e		A	Pump 0.9kW - 50Hz
13250	3000083		-	e		A	Pump 0.9kW - 60Hz
13255	3002020		-	e			Suction elbow coupling
13260	3009148		-	e			Pump support
13265	105996		-	e			Gasket OR-3218
13270	3060202		-	e			Distributor O-ring
13275	3060203		-	e			Group upper washing
13280	3060204		-	e			Group under washing

e=ELECTRONICAL CONTROL

77=77

hr=HEAT RECOVERY - FC 98 / F26, hp=HEAT PUMP - FC 99 / F26 PC, sc91=STEAM CONDENSER - FC 91 / F14, sc94=SPLASH ZONE WITH CYLINDER - FC 94 / F16, d9=DRYER - FC 90, d92=DRYER - FC 90/2 - F12, d93=DRYER - FC 90/3 - F13, d94=DRYER - FC 90/4 - F12M, d95=DRYER - FC 90/5 - F13M, sz89=NEUTRAL ZONE - FC 89, cw=ADDITIONAL BOILER FOR COLD WATER SUPPLY, dvgw=DVGW VALVE SYSTEM, des=DETERGENT ECONOMIZER SYSTEM, sc93=SPLASH ZONE - FC 93 - F16/1, ti=TANKS INSULATION, ds=DOUBLE SKIN, bp=BOOSTER PUMP, sdn3=DISPENSERS SYSTEM SDN-3

A=3/N/PE~380-400V 50-60Hz, D=3/PE~200-210V 50-60Hz, F=2/PE~220-240V 50-60Hz, G=3/N/PE~415V 50-60Hz, H=3/PE~220-230V 50-60Hz, K=3/PE~380-400V 50-60Hz, L=3/PE~415V 50-60Hz, M=3/PE~440V 60Hz, P=1/N/PE~220-230V 50-60Hz, R=2/PE~220-240V 50-60Hz, U=1/N/PE~240V 50-60Hz, V=3/PE~240V 50-60Hz, W=1/N/PE~100-110V 50-60Hz



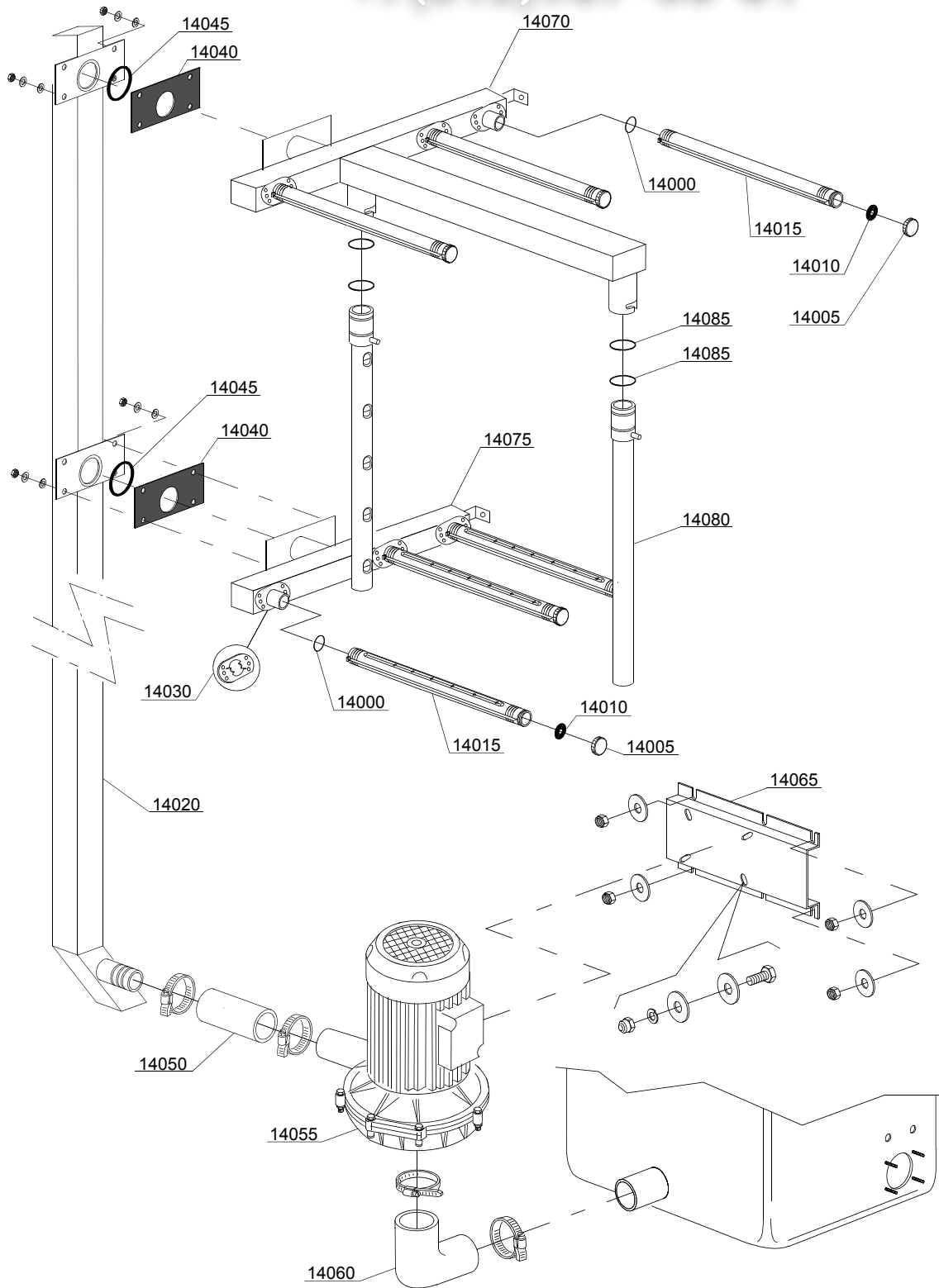
ID	P-code	SN from	SN to	Mod.	Acces.	Volt	Description
Module: Washing components 4+4 [250,380,420,540,600,680,780,900]							
14000	13028		-	e			O-ring 3,6x30,8x38 R-23
14005	80304		-	e			Arm plug
14010	80305		-	e			Gasket
14015	3060007		-	e			Wash arm
14020	3060205		-	e			Right wash ramp
14030	3060182		-	e			Arm connection flange
14040	3060202		-	e			Gasket
14045	105996		-	e			Gasket 3218
14050	3004025		-	e			Elbow coupling press.
14055	88106		-	e		A	Pump 2 kW
14055	88106/B		-	e		H	Pump 2 kW - 220/380-415 V 60Hz
14055	88106/E		-	e			Pump 2 kW - 240/415 V 50Hz
14055	22037		-	e		A	Pump 1.5 kW
14055	22037/3		-	e		H	Pump 1.5 kW - 60 Hz
14060	3002020		-	e			Suction elbow coupling
14065	3009148		-	e			Pump support
14065	3009113		-	e			Pump support
14070	3060150		-	e			Group upper washing
14075	3060151		-	e			Group under washing
14080	3060012		-	e			Wash arm
14085	13000		-	e			O-ring 3125

e=ELECTRONICAL CONTROL

77=77

hr=HEAT RECOVERY - FC 98 / F26, hp=HEAT PUMP - FC 99 / F26 PC, sc91=STEAM CONDENSER - FC 91 / F14, sc94=SPLASH ZONE WITH CYLINDER - FC 94 / F16, d9=DRYER - FC 90, d92=DRYER - FC 90/2 - F12, d93=DRYER - FC 90/3 - F13, d94=DRYER - FC 90/4 - F12M, d95=DRYER - FC 90/5 - F13M, sz89=NEUTRAL ZONE - FC 89, cw=ADDITIONAL BOILER FOR COLD WATER SUPPLY, dvgw=DVGW VALVE SYSTEM, des=DETERGENT ECONOMIZER SYSTEM, sc93=SPLASH ZONE - FC 93 - F16/1, ti=TANKS INSULATION, ds=DOUBLE SKIN, bp=BOOSTER PUMP, sdn3=DISPENSERS SYSTEM SDN-3

A=3/N/PE~380-400V 50-60Hz, D=3/PE~200-210V 50-60Hz, F=2/PE~220-240V 50-60Hz, G=3/N/PE~415V 50-60Hz, H=3/PE~220-230V 50-60Hz, K=3/PE~380-400V 50-60Hz, L=3/PE~415V 50-60Hz, M=3/PE~440V 60Hz, P=1/N/PE~220-230V 50-60Hz, R=2/PE~220-240V 50-60Hz, U=1/N/PE~240V 50-60Hz, V=3/PE~240V 50-60Hz, W=1/N/PE~100-110V 50-60Hz



ID	P-code	SN from	SN to	Mod	Acces.	Volt	Description
Module: Washing components 3+3 [500,750,1000]							
14000	13028		-	e			O-ring 3,6x30,8x38 R-23
14005	80304		-	e			Arm plug
14010	80305		-	e			Gasket
14015	3060007		-	e			Wash arm
14020	3060205		-	e			Right wash ramp
14030	3060182		-	e			Arm connection flange
14040	3060202		-	e			Gasket
14045	105996		-	e			Gasket 3218
14050	3060213		-	e			Elbow coupling press.
14055	88106		-	e		A	Pump 2 kW
14055	88106/B		-	e		H	Pump 2 kW - 220/380-415 V 60Hz
14055	88106/E		-	e			Pump 2 kW - 240/415 V 50Hz
14055	22037		-	e		A	Pump 1.5 kW
14055	22037/3		-	e		H	Pump 1.5 kW - 60 Hz
14060	3002020		-	e			Suction elbow coupling
14065	3009148		-	e			Pump support
14065	3009113		-	e			Pump support
14070	3060210		-	e			Group upper washing
14075	3060211		-	e			Group under washing
14080	3060012		-	e			Wash arm
14085	13000		-	e			O-ring 3125

e=ELECTRONICAL CONTROL

77=77

hr=HEAT RECOVERY - FC 98 / F26, hp=HEAT PUMP - FC 99 / F26 PC, sc91=STEAM CONDENSER - FC 91 / F14, sc94=SPLASH ZONE WITH CYLINDER - FC 94 / F16, d9=DRYER - FC 90, d92=DRYER - FC 90/2 - F12, d93=DRYER - FC 90/3 - F13, d94=DRYER - FC 90/4 - F12M, d95=DRYER - FC 90/5 - F13M, sz89=NEUTRAL ZONE - FC 89, cw=ADDITIONAL BOILER FOR COLD WATER SUPPLY, dvgw=DVGW VALVE SYSTEM, des=DETERGENT ECONOMIZER SYSTEM, sc93=SPLASH ZONE - FC 93 - F16/1, ti=TANKS INSULATION, ds=DOUBLE SKIN, bp=BOOSTER PUMP, sdn3=DISPENSERS SYSTEM SDN-3

A=3/N/PE~380-400V 50-60Hz, D=3/PE~200-210V 50-60Hz, F=2/PE~220-240V 50-60Hz, G=3/N/PE~415V 50-60Hz, H=3/PE~220-230V 50-60Hz, K=3/PE~380-400V 50-60Hz, L=3/PE~415V 50-60Hz, M=3/PE~440V 60Hz, P=1/N/PE~220-230V 50-60Hz, R=2/PE~220-240V 50-60Hz, U=1/N/PE~240V 50-60Hz, V=3/PE~240V 50-60Hz, W=1/N/PE~100-110V 50-60Hz

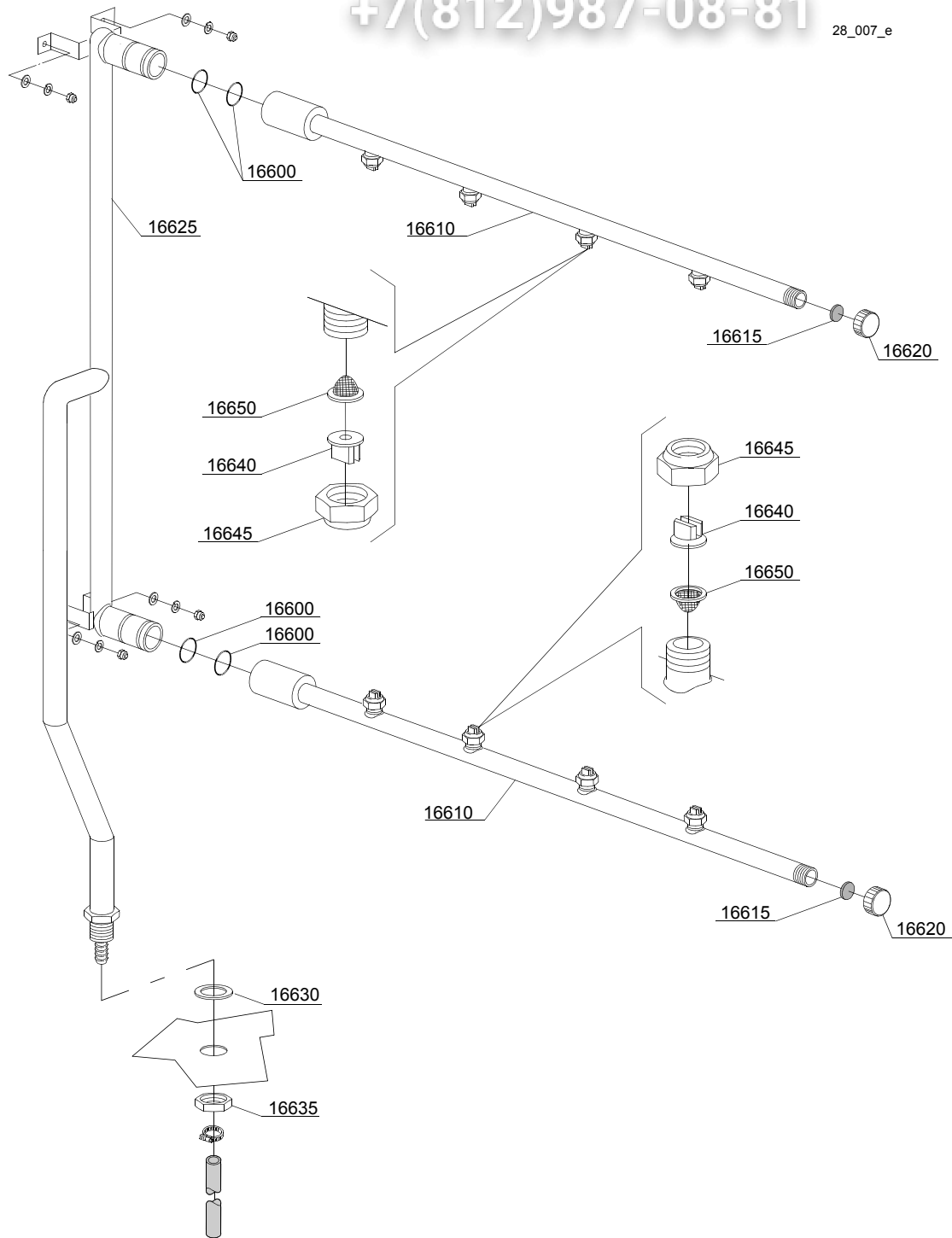
ID	P-code	SN from	SN to	Mod.	Acces.	Volt	Description
Module: Third rinsing components [380,420,540,500,680,780,900] - [290,570,720,950]							
48200	10501/C		-	e			Pump 0,10 HP
48205	3003063		-	e			Reducer
48210	12023		-	e			1/2"Hose holder Ø 12/20
48215	12024		-	e			3/4"M - 1/2"F Reduction nipples
48220	12023		-	e			1/2"Hose holder Ø 12/20
48225	3009439		-	e			Valve support
48230	12028		-	e			"T" pipe 1/2" F-F-F
48235	3002140		-	e			Tap 1/2" F-F
48240	12033		-	e			Pipe 1/4" M - 1/2"
48245	12008		-	e			Pipe 1/4" F-F-F
48250	12032		-	e			Reduction 1/8"F - 1/4"M
48255	13309		-	e			Ø 10x14x1,5 Gasket
48260	12002		-	e			Plug 1/8"M
48265	3003905		-	e			Support rinsing arm
48270	3003124		-	e			Rinsing arm 3 nozzle
48275	2200119		-	e			Inox rinsing nozzle (1/8C2-01/110°)
48280	13025		-	e			O-ring Gasket 2081
48285	3003125		-	e			Rinsing graft arm
48290	3009387		-	e			12/10 Metal plain washer
48295	3003130		-	e			OR gasket 123 NBR
48300	540091		-	e			"Y" Axis rinsing
48305	3002115		-	e			Undirectional valve 3/4"
48310	12005		-	e			1/4"G Hose holder (OT - NI) Ø 12
48315	3003063		-	e			Reducer
48320	3003129		-	e			3/8"G Rubber holder elbow

e=ELECTRONICAL CONTROL

77=77

hr=HEAT RECOVERY - FC 98 / F26, hp=HEAT PUMP - FC 99 / F26 PC, sc91=STEAM CONDENSER - FC 91 / F14, sc94=SPLASH ZONE WITH CYLINDER - FC 94 / F16, d9=DRYER - FC 90, d92=DRYER - FC 90/2 - F12, d93=DRYER - FC 90/3 - F13, d94=DRYER - FC 90/4 - F12M, d95=DRYER - FC 90/5 - F13M, sz89=NEUTRAL ZONE - FC 89, cw=ADDITIONAL BOILER FOR COLD WATER SUPPLY, dvgw=DVGW VALVE SYSTEM, des=DETERGENT ECONOMIZER SYSTEM, sc93=SPLASH ZONE - FC 93 - F16/1, ti=TANKS INSULATION, ds=DOUBLE SKIN, bp=BOOSTER PUMP, sdn3=DISPENSERS SYSTEM SDN-3

A=3/N/PE~380-400V 50-60Hz, D=3/PE~200-210V 50-60Hz, F=2/PE~220-240V 50-60Hz, G=3/N/PE~415V 50-60Hz, H=3/PE~220-230V 50-60Hz, K=3/PE~380-400V 50-60Hz, L=3/PE~415V 50-60Hz, M=3/PE~440V 60Hz, P=1/N/PE~220-230V 50-60Hz, R=2/PE~220-240V 50-60Hz, U=1/N/PE~240V 50-60Hz, V=3/PE~240V 50-60Hz, W=1/N/PE~100-110V 50-60Hz



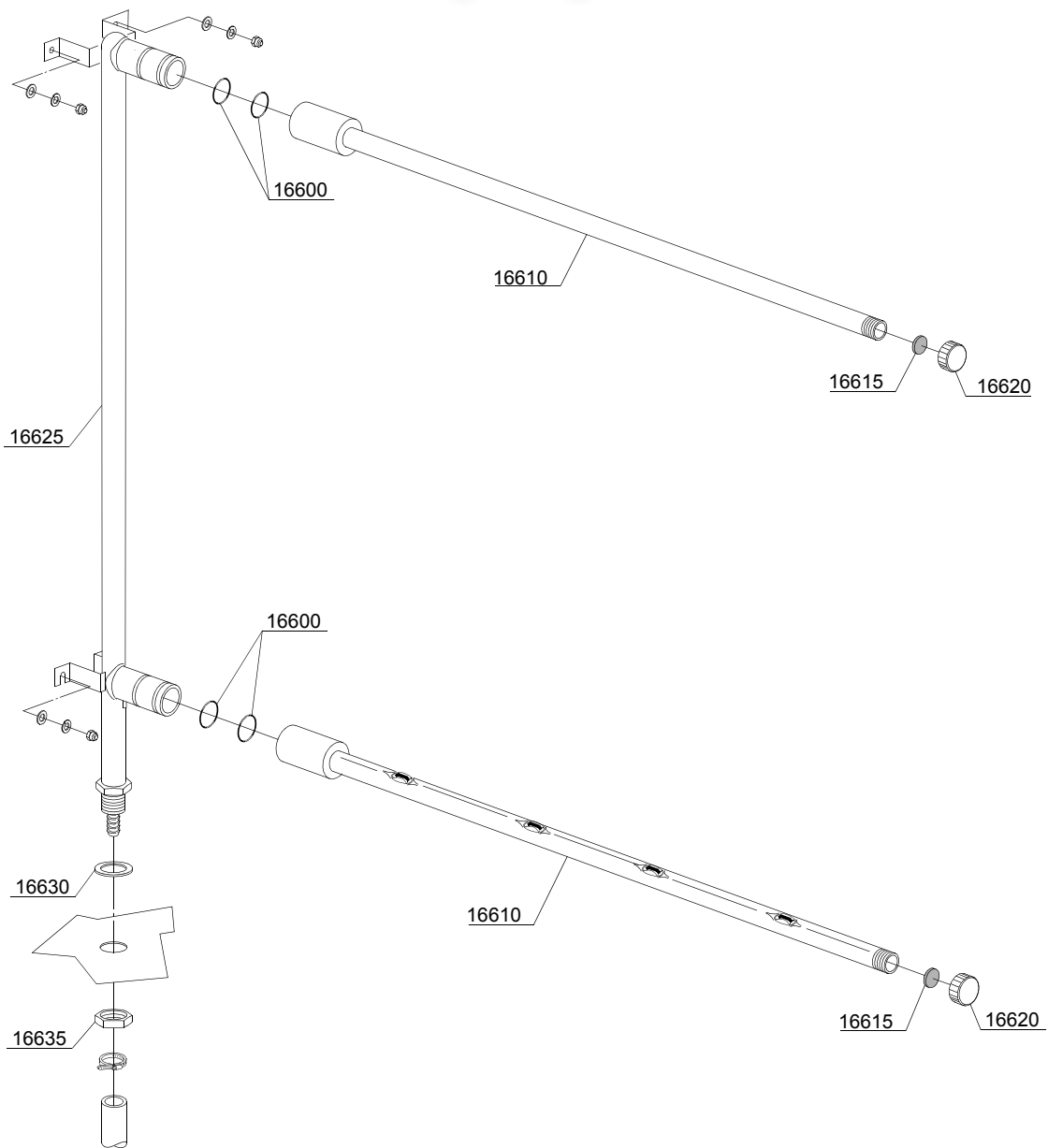
ID	P-code	SN from	SN to	Mod.	Acces.	Volt.	Description
Module: Rinsing components [250,380,420,540] - [3300,2900,5700,7200]							
16600	13025		-	e			O-ring 2081
16610	3060011		-	e			Rinsing arm 4 nozzle
16615	2002051		-	e			Gasket EPDM 17.5x1.5
16620	2002054		-	e			Plug for arm
16625	3060126		-	e			Rinsing ramp
16630	13326		-	e			Gasket 38x27x2
16635	2200103		-	e			Nut
16640	2200114		-	e			Nozzle (mod. 250-380-420-3300-4900-5700)
16645	2200115		-	e			Nozzle (mod. 540-600-680-780-900-7200)
16645	2200116		-	e			Nut
16650	2200117		-	e			Filter

e=ELECTRONICAL CONTROL

77=77

hr=HEAT RECOVERY - FC 98 / F26, hp=HEAT PUMP - FC 99 / F26 PC, sc91=STEAM CONDENSER - FC 91 / F14, sc94=SPLASH ZONE WITH CYLINDER - FC 94 / F16, d9=DRYER - FC 90, d92=DRYER - FC 90/2 - F12, d93=DRYER - FC 90/3 - F13, d94=DRYER - FC 90/4 - F12M, d95=DRYER - FC 90/5 - F13M, sz89=NEUTRAL ZONE - FC 89, cw=ADDITIONAL BOILER FOR COLD WATER SUPPLY, dvgw=DVGW VALVE SYSTEM, des=DETERGENT ECONOMIZER SYSTEM, sc93=SPLASH ZONE - FC 93 - F16/1, ti=TANKS INSULATION, ds=DOUBLE SKIN, bp=BOOSTER PUMP, sdn3=DISPENSERS SYSTEM SDN-3

A=3/N/PE~380-400V 50-60Hz, D=3/PE~200-210V 50-60Hz, F=2/PE~220-240V 50-60Hz, G=3/N/PE~415V 50-60Hz, H=3/PE~220-230V 50-60Hz, K=3/PE~380-400V 50-60Hz, L=3/PE~415V 50-60Hz, M=3/PE~440V 60Hz, P=1/N/PE~220-230V 50-60Hz, R=2/PE~220-240V 50-60Hz, U=1/N/PE~240V 50-60Hz, V=3/PE~240V 50-60Hz, W=1/N/PE~100-110V 50-60Hz



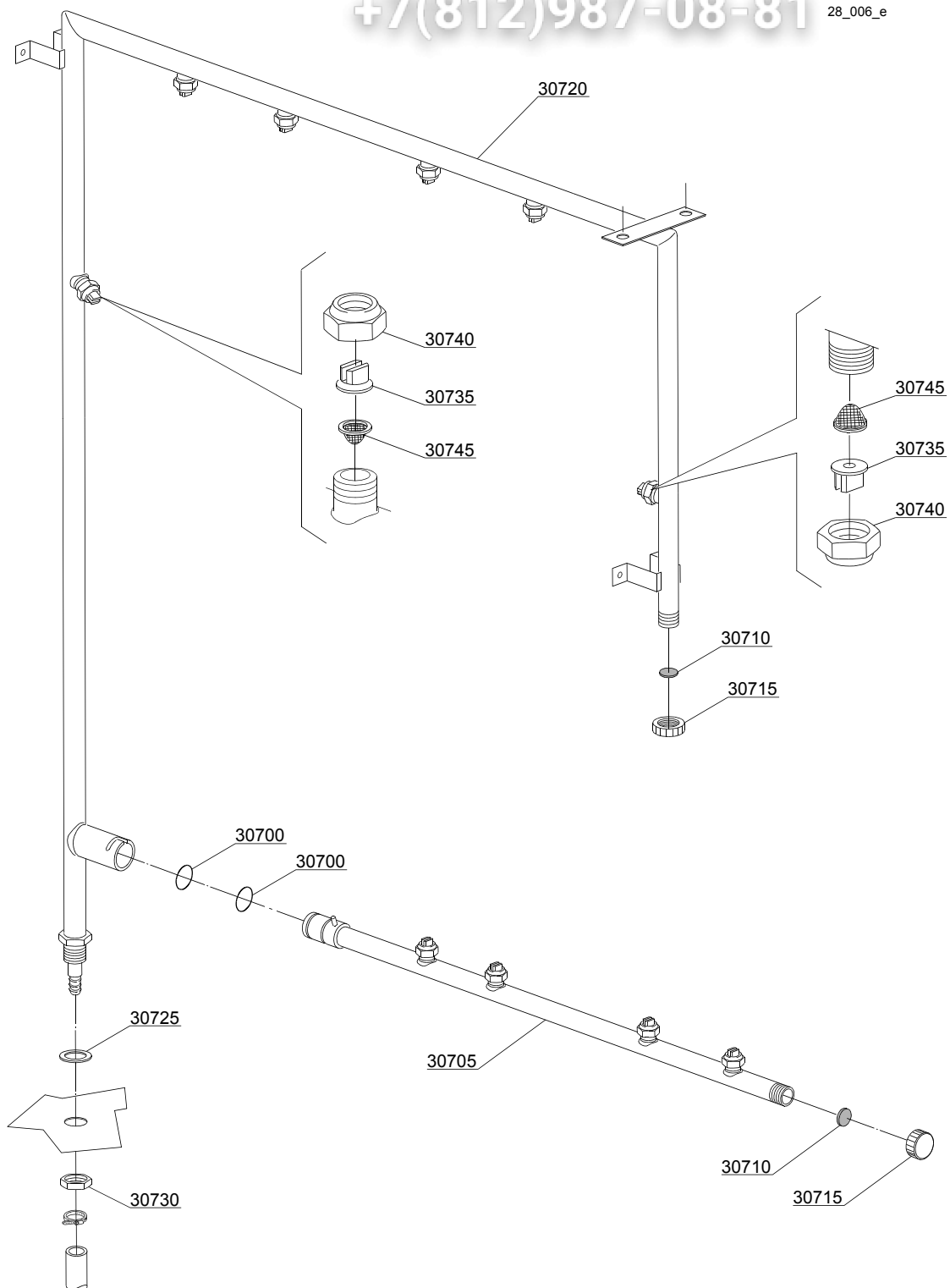
ID	P-code	SN from	SN to	Mod.	Acces.	Volt	Description
Module:Pre-rinsing components [250,380,420,540] - [3300,4900,5700,7200]							
16600	13025		-	e			O-ring 2081
16610	92105		-	e			Rinsing arm with 4 deep-formed nozzle
16615	2002051		-	e			Gasket EPDM 17.5x1.5
16620	2002054		-	e			Plug for arm
16625	3060008		-	e			Rinsing ramp
16630	13326		-	e			Gasket 38x27x2
16635	2200103		-	e			Nut

e=ELECTRONICAL CONTROL

77=77

hr=HEAT RECOVERY - FC 98 / F26, hp=HEAT PUMP - FC 99 / F26 PC, sc91=STEAM CONDENSER - FC 91 / F14, sc94=SPLASH ZONE WITH CYLINDER - FC 94 / F16, d9=DRYER - FC 90, d92=DRYER - FC 90/2 - F12, d93=DRYER - FC 90/3 - F13, d94=DRYER - FC 90/4 - F12M, d95=DRYER - FC 90/5 - F13M, sz89=NEUTRAL ZONE - FC 89, cw=ADDITIONAL BOILER FOR COLD WATER SUPPLY, dvgw=DVGW VALVE SYSTEM, des=DETERGENT ECONOMIZER SYSTEM, sc93=SPLASH ZONE - FC 93 - F16/1, ti=TANKS INSULATION, ds=DOUBLE SKIN, bp=BOOSTER PUMP, sdn3=DISPENSERS SYSTEM SDN-3

A=3/N/PE~380-400V 50-60Hz, D=3/PE~200-210V 50-60Hz, F=2/PE~220-240V 50-60Hz, G=3/N/PE~415V 50-60Hz, H=3/PE~220-230V 50-60Hz, K=3/PE~380-400V 50-60Hz, L=3/PE~415V 50-60Hz, M=3/PE~440V 60Hz, P=1/N/PE~220-230V 50-60Hz, R=2/PE~220-240V 50-60Hz, U=1/N/PE~240V 50-60Hz, V=3/PE~240V 50-60Hz, W=1/N/PE~100-110V 50-60Hz



ID	P-code	SN from	SN to	Mod.	Acces.	Volt	Description
Module: Basket flights rinsing components [500,750,1000] - [5000,7500,10000]							
30700	13025		-	e			O-ring 2081
30705	3060011		-	e			Rinsing arm 4n
30710	2002051		-	e			Gasket EPDM 17.5x1.5
30715	2002054		-	e			Plug for arm
30720	3060010		-	e			Rinsing ramp
30725	13326		-	e			Gasket 38x27x2
30730	2200103		-	e			Nut
30735	2200114		-	e			Nozzle
30740	2200116		-	e			Nut
30745	2200117		-	e			Filter

e=ELECTRONICAL CONTROL

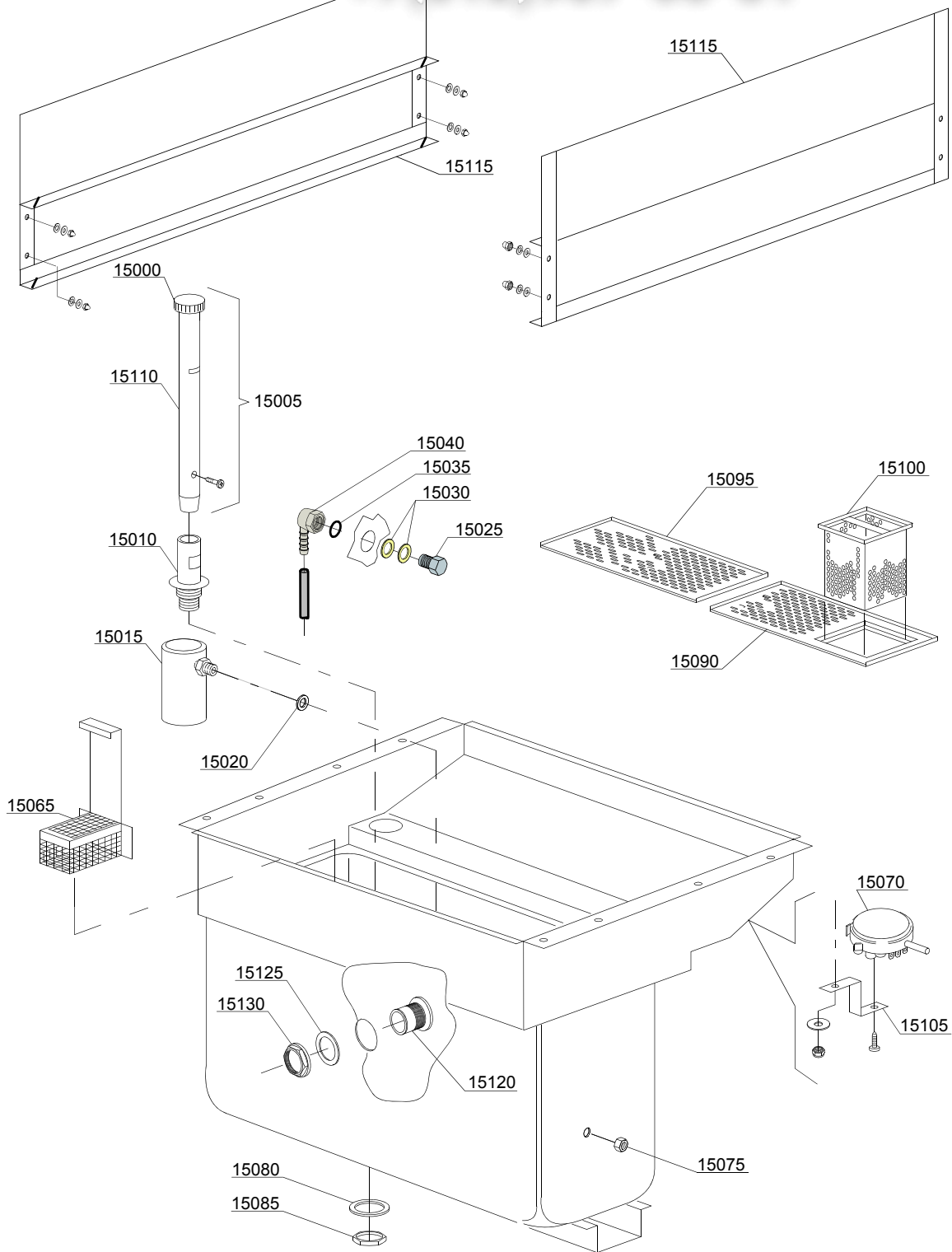
77=77

hr=HEAT RECOVERY - FC 98 / F26, hp=HEAT PUMP - FC 99 / F26 PC, sc91=STEAM CONDENSER - FC 91 / F14, sc94=SPLASH ZONE WITH CYLINDER - FC 94 / F16, d9=DRYER - FC 90, d92=DRYER - FC 90/2 - F12, d93=DRYER - FC 90/3 - F13, d94=DRYER - FC 90/4 - F12M, d95=DRYER - FC 90/5 - F13M, sz89=NEUTRAL ZONE - FC 89, cw=ADDITIONAL BOILER FOR COLD WATER SUPPLY, dvgw=DVGW VALVE SYSTEM, des=DETERGENT ECONOMIZER SYSTEM, sc93=SPLASH ZONE - FC 93 - F16/1, ti=TANKS INSULATION, ds=DOUBLE SKIN, bp=BOOSTER PUMP, sdn3=DISPENSERS SYSTEM SDN-3

A=3/N/PE~380-400V 50-60Hz, D=3/PE~200-210V 50-60Hz, F=2/PE~220-240V 50-60Hz, G=3/N/PE~415V 50-60Hz, H=3/PE~220-230V 50-60Hz, K=3/PE~380-400V 50-60Hz, L=3/PE~415V 50-60Hz, M=3/PE~440V 60Hz, P=1/N/PE~220-230V 50-60Hz, R=2/PE~220-240V 50-60Hz, U=1/N/PE~240V 50-60Hz, V=3/PE~240V 50-60Hz, W=1/N/PE~100-110V 50-60Hz

vsezip.ru

+7(812)987-08-81



27_004ae

ID	P-code	SN from	SN to	Mod	Acces.	Volt	Description
Module: Internal components prewashing module 600 [80,540,680,900] [900,720,950]							
15000	88105		-	e			Overflow pipe plug
15005	3004100		-	e			Overflow pipe assembly
15010	3004099		-	e			Overflow device support
15015	80106		-	e			Air trap
15020	13301		-	e			Gasket ROLMART 14x8x1.5
15025	3003129		-	e			Rubber holder elbow G 3/8"
15030	3003130		-	e			OR gasket 123 NBR
15035	10200171		-	e			FASIT gasket 25x17x2
15040	3003128		-	e			Rubber holder elbow G 3/8"
15065	3019071		-	e			Pump suction-filter
15070	88110		-	e			Pressure switch (260-30)
15075	11702		-	e			Nut
15080	10200173		-	e			Gasket 75x58x3
15085	10600012		-	e			Flat nut
15090	3060178		-	e			Strainer plate
15095	3060177		-	e			Strainer plate
15100	3060179		-	e			Scrap tray
15105	3009363		-	e			Pressure switch support
15110	3004097		-	e			Overflow pipe
15115	3060124		-	e			L=600mm Guide for conveyor
15120	3060239		-	e			Horizontal transfer tanks
15125	13331		-	e			Flat gasket 65x47x3 NBR
15130	3060240		-	e			Lock nut 1 1/2" (plastic)

e=ELECTRONICAL CONTROL

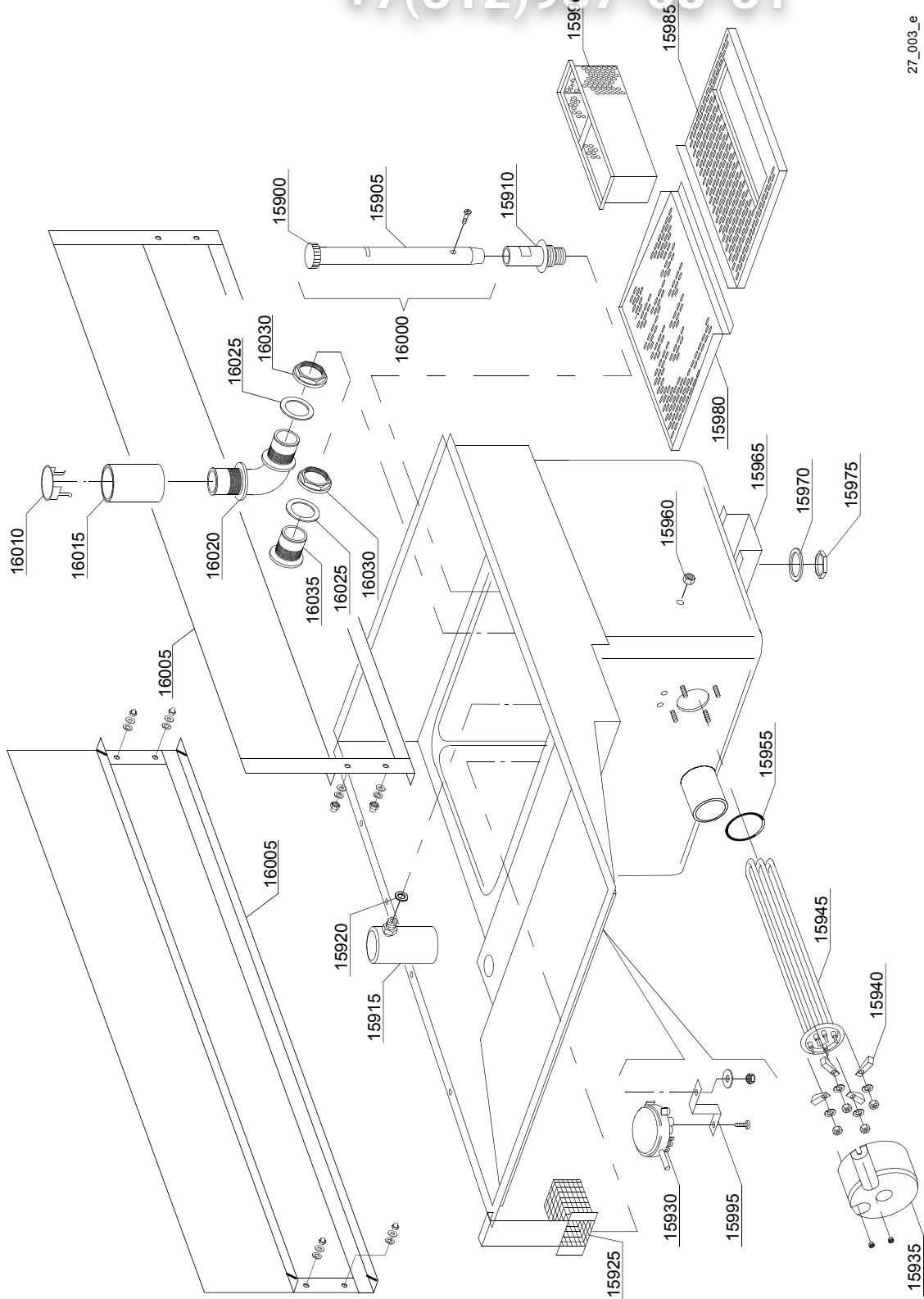
77=77

hr=HEAT RECOVERY - FC 98 / F26, hp=HEAT PUMP - FC 99 / F26 PC, sc91=STEAM CONDENSER - FC 91 / F14, sc94=SPLASH ZONE WITH CYLINDER - FC 94 / F16, d9=DRYER - FC 90, d92=DRYER - FC 90/2 - F12, d93=DRYER - FC 90/3 - F13, d94=DRYER - FC 90/4 - F12M, d95=DRYER - FC 90/5 - F13M, sz89=NEUTRAL ZONE - FC 89, cw=ADDITIONAL BOILER FOR COLD WATER SUPPLY, dvgw=DVGW VALVE SYSTEM, des=DETERGENT ECONOMIZER SYSTEM, sc93=SPLASH ZONE - FC 93 - F16/1, ti=TANKS INSULATION, ds=DOUBLE SKIN, bp=BOOSTER PUMP, sdn3=DISPENSERS SYSTEM SDN-3

A=3/N/PE~380-400V 50-60Hz, D=3/PE~200-210V 50-60Hz, F=2/PE~220-240V 50-60Hz, G=3/N/PE~415V 50-60Hz, H=3/PE~220-230V 50-60Hz, K=3/PE~380-400V 50-60Hz, L=3/PE~415V 50-60Hz, M=3/PE~440V 60Hz, P=1/N/PE~220-230V 50-60Hz, R=2/PE~220-240V 50-60Hz, U=1/N/PE~240V 50-60Hz, V=3/PE~240V 50-60Hz, W=1/N/PE~100-110V 50-60Hz

vsezip.ru

+7(812)987-08-81



27_003_e

ID	P-code	SN from	SN to	Mod.	Acces.	Volt	Description
Module: Internal components washing module 900 [250,380,420,540,600,680,780,900, [3300,4900,5700,7200,9500]							
15900	88105		-	e			Overflow pipe plug
15905	3004094		-	e			Overflow pipe
15910	3004099		-	e			Overflow device support
15915	80106		-	e			Air trap
15920	13301		-	e			Gasket ROLMART 14x8x1.5
15925	3019071		-	e			Pump suction-filter
15930	88110		-	e			Pressure switch (260-30)
15935	75311		-	e			Heating element cover
15940	16045		-	e			Heating element support Ø6.3
15945	30001011		-	e		A	Heating element 9kW
15945	30001011/A		-	e		A	Heating element 12kW
15945	30001011/B		-	e		A	Heating element 14kW
15955	13015		-	e			O-ring 160 (6225)
15960	11702		-	e			Nut
15965	3009299		-	e			Tank support
15970	10200173		-	e			Gasket 75x58x3
15975	10600012		-	e			Flat nut
15980	3060030		-	e			Strainer plate, back
15985	3060029		-	e			Strainer plate
15990	3019065		-	e			Scrap tray
15995	3009363		-	e			Pressure switch support
16000	3004101		-	e			Overflow pipe assembly
16005	3060125		-	e			L=900mm Guide for conveyor
16010	3060236		-	e			Transfer tanks cover
16015	3060237		-	e			Regulation transfer tanks coupling
16020	3060238		-	e			Transfer tanks curve (plastic)
16025	13331		-	e			Flat gasket 65x47x3 NBR
16030	3060240		-	e			Lock nut 1 1/2" (plastic)

e=ELECTRONICAL CONTROL

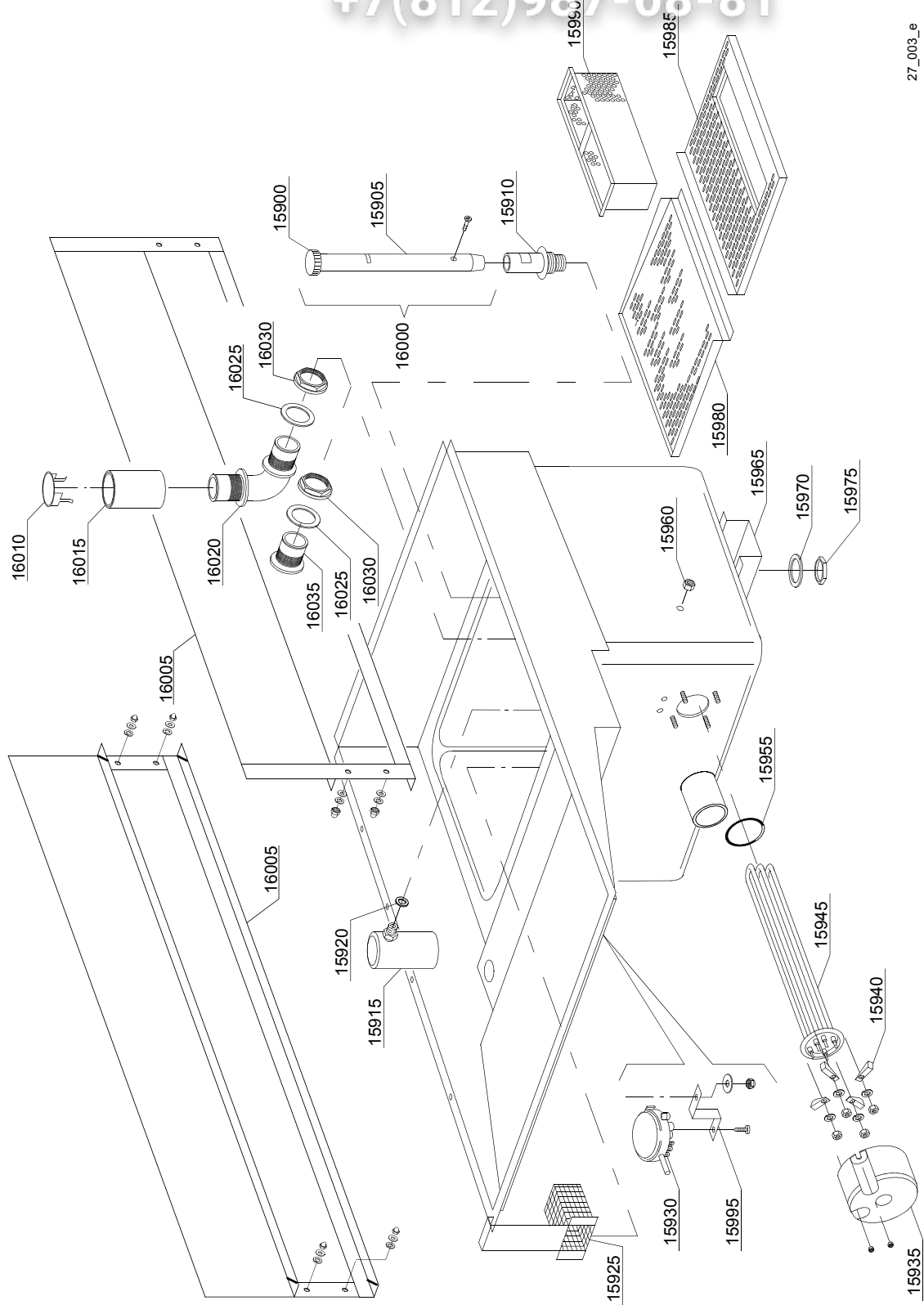
77=77

hr=HEAT RECOVERY - FC 98 / F26, hp=HEAT PUMP - FC 99 / F26 PC, sc91=STEAM CONDENSER - FC 91 / F14, sc94=SPLASH ZONE WITH CYLINDER - FC 94 / F16, d9=DRYER - FC 90, d92=DRYER - FC 90/2 - F12, d93=DRYER - FC 90/3 - F13, d94=DRYER - FC 90/4 - F12M, d95=DRYER - FC 90/5 - F13M, sz89=NEUTRAL ZONE - FC 89, cw=ADDITIONAL BOILER FOR COLD WATER SUPPLY, dvgw=DVGW VALVE SYSTEM, des=DETERGENT ECONOMIZER SYSTEM, sc93=SPLASH ZONE - FC 93 - F16/1, ti=TANKS INSULATION, ds=DOUBLE SKIN, bp=BOOSTER PUMP, sdn3=DISPENSERS SYSTEM SDN-3

A=3/N/PE~380-400V 50-60Hz, D=3/PE~200-210V 50-60Hz, F=2/PE~220-240V 50-60Hz, G=3/N/PE~415V 50-60Hz, H=3/PE~220-230V 50-60Hz, K=3/PE~380-400V 50-60Hz, L=3/PE~415V 50-60Hz, M=3/PE~440V 60Hz, P=1/N/PE~220-230V 50-60Hz, R=2/PE~220-240V 50-60Hz, U=1/N/PE~240V 50-60Hz, V=3/PE~240V 50-60Hz, W=1/N/PE~100-110V 50-60Hz

vsezip.ru

+7(812)987-08-81



27_003_e

vsezip.ru

ID	P-code	SN from	SN to	Mod.	Acces.	Volt	Description
Module: Internal components washing module 900 [250,380,420,540,600,680,780,900, [3300,4900,5700,7200,9500]							
16035	3060239		-	e			Horizontal transfer tanks

e=ELECTRONICAL CONTROL

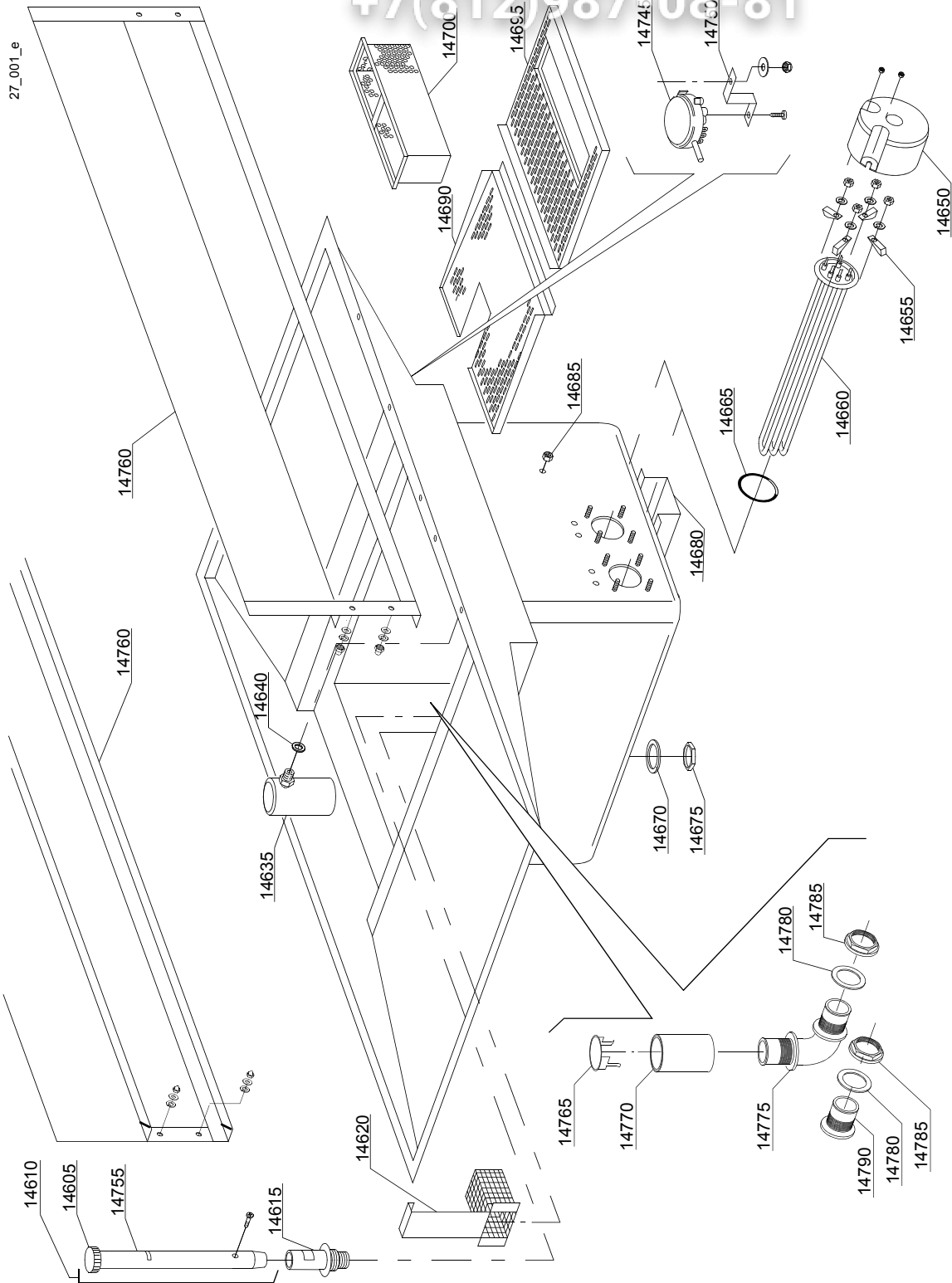
77=77

hr=HEAT RECOVERY - FC 98 / F26, hp=HEAT PUMP - FC 99 / F26 PC, sc91=STEAM CONDENSER - FC 91 / F14, sc94=SPLASH ZONE WITH CYLINDER - FC 94 / F16, d9=DRYER - FC 90, d92=DRYER - FC 90/2 - F12, d93=DRYER - FC 90/3 - F13, d94=DRYER - FC 90/4 - F12M, d95=DRYER - FC 90/5 - F13M, sz89=NEUTRAL ZONE - FC 89, cw=ADDITIONAL BOILER FOR COLD WATER SUPPLY, dvgw=DVGW VALVE SYSTEM, des=DETERGENT ECONOMIZER SYSTEM, sc93=SPLASH ZONE - FC 93 - F16/1, ti=TANKS INSULATION, ds=DOUBLE SKIN, bp=BOOSTER PUMP, sdn3=DISPENSERS SYSTEM SDN-3

A=3/N/PE~380-400V 50-60Hz, D=3/PE~200-210V 50-60Hz, F=2/PE~220-240V 50-60Hz, G=3/N/PE~415V 50-60Hz, H=3/PE~220-230V 50-60Hz, K=3/PE~380-400V 50-60Hz, L=3/PE~415V 50-60Hz, M=3/PE~440V 60Hz, P=1/N/PE~220-230V 50-60Hz, R=2/PE~220-240V 50-60Hz, U=1/N/PE~240V 50-60Hz, V=3/PE~240V 50-60Hz, W=1/N/PE~100-110V 50-60Hz

vsezip.ru

+7(812)987 08-81



ID	P-code	SN from	SN to	Mod.	Acces.	Volt	Description
Module: Internal components washing module 1300 [500,750,1000] [500,750,1000] - 81							
14605	88105		-	e			Overflow pipe plug
14610	3004115		-	e			Overflow pipe assembly
14615	3004099		-	e			Overflow device support
14620	3019071		-	e			Pump suction-filter
14635	80106		-	e			Air trap
14640	13301		-	e			Gasket ROLMART 14x8x1.5
14650	75311		-	e			Heating element cover
14655	16045		-	e			Heating element support Ø6.3
14660	30001011		-	e		A	Heating element 9kW
14660	30001011/A		-	e		A	Heating element 9kW
14665	13015		-	e			O-ring 160 (6225)
14670	10200173		-	e			Gasket 75x58x3
14675	10600012		-	e			Flat nut
14680	3009461		-	e			Tank support
14685	11702		-	e			Nut
14690	3060030		-	e			Semi-filter
14695	3019074		-	e			Strainer plate
14700	3019065		-	e			Scrap tray
14745	88110		-	e			Pressure switch (260-30)
14750	3009363		-	e			Pressure switch support
14755	2000477		-	e			Overflow pipe
14760	3060216		-	e			L=1300mm Guide for conveyor
14765	3060236		-	e			Transfer tanks cover
14770	3060237		-	e			Regulation transfer tanks coupling
14775	3060238		-	e			Transfer tanks curve (plastic)
14780	13331		-	e			Flat gasket 65x47x3 NBR
14785	3060240		-	e			Lock nut 1 1/2" (plastic)
14790	3060239		-	e			Horizontal transfer tanks

e=ELECTRONICAL CONTROL

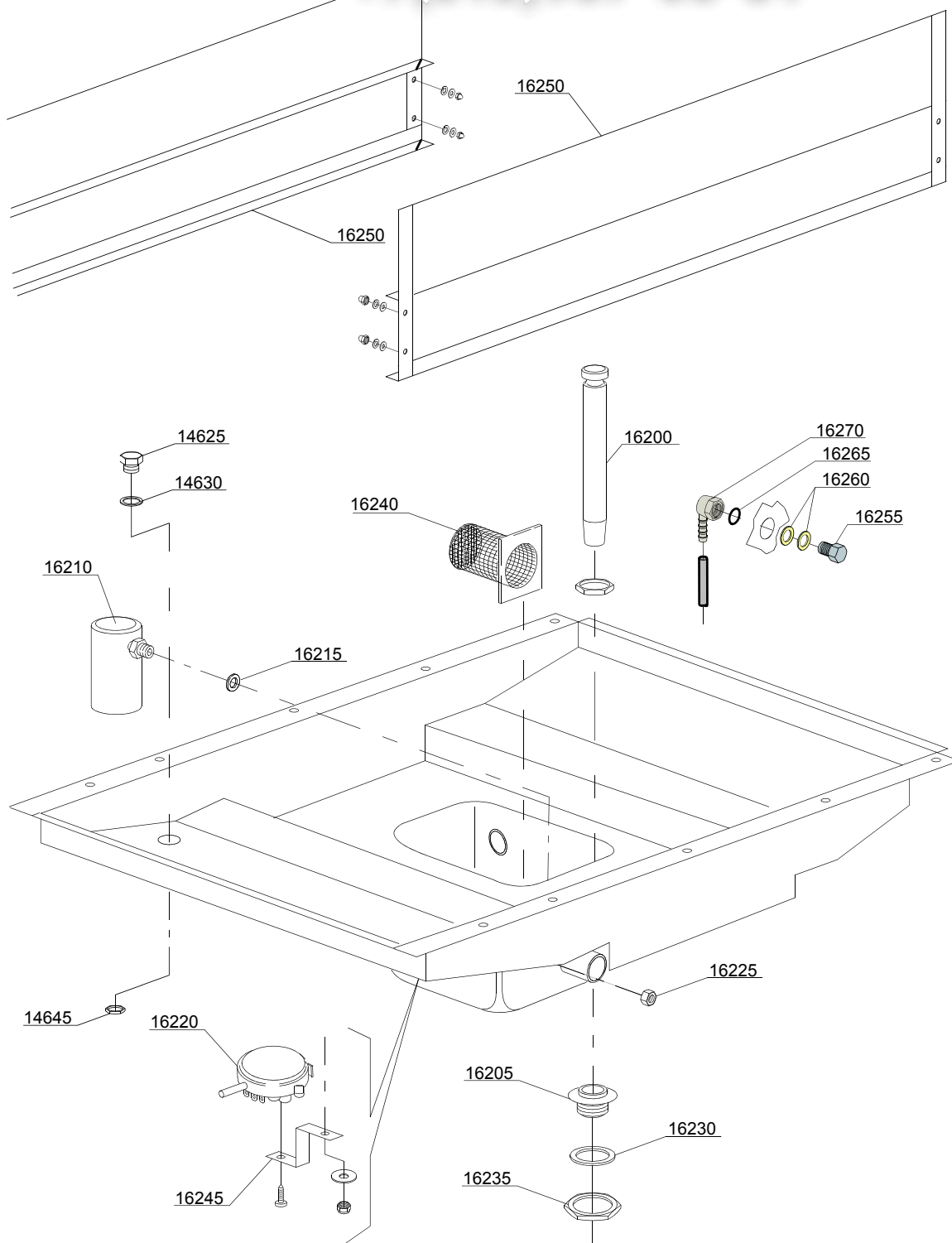
77=77

hr=HEAT RECOVERY - FC 98 / F26, hp=HEAT PUMP - FC 99 / F26 PC, sc91=STEAM CONDENSER - FC 91 / F14, sc94=SPLASH ZONE WITH CYLINDER - FC 94 / F16, d9=DRYER - FC 90, d92=DRYER - FC 90/2 - F12, d93=DRYER - FC 90/3 - F13, d94=DRYER - FC 90/4 - F12M, d95=DRYER - FC 90/5 - F13M, sz89=NEUTRAL ZONE - FC 89, cw=ADDITIONAL BOILER FOR COLD WATER SUPPLY, dvgw=DVGW VALVE SYSTEM, des=DETERGENT ECONOMIZER SYSTEM, sc93=SPLASH ZONE - FC 93 - F16/1, ti=TANKS INSULATION, ds=DOUBLE SKIN, bp=BOOSTER PUMP, sdn3=DISPENSERS SYSTEM SDN-3

A=3/N/PE~380-400V 50-60Hz, D=3/PE~200-210V 50-60Hz, F=2/PE~220-240V 50-60Hz, G=3/N/PE~415V 50-60Hz, H=3/PE~220-230V 50-60Hz, K=3/PE~380-400V 50-60Hz, L=3/PE~415V 50-60Hz, M=3/PE~440V 60Hz, P=1/N/PE~220-230V 50-60Hz, R=2/PE~220-240V 50-60Hz, U=1/N/PE~240V 50-60Hz, V=3/PE~240V 50-60Hz, W=1/N/PE~100-110V 50-60Hz

vsezip.ru

+7(812)987-08-81



27_005ae

ID	P-code	SN from	SN to	Mod	Acces.	Volt	Description
Module: Internal components rinsing module 600 [250,330,420,540,600,630,780,900] [3300,400,5700,7200,9500]							
16200	3004089		-	e			Tank plug
16205	15063		-	e			Stainless steel floor drain
16210	80106		-	e			Air trap
16215	13301		-	e			Gasket ROLMART 14x8x1.5
16220	10706/A		-	e			Pressure switch (55-30)
16225	11702		-	e			Nut
16230	13305		-	e			Gasket 44x32x3
16235	11701/A		-	e			Nut
16240	10914		-	e			Pump filter
16245	3009363		-	e			Pressure switch support
16250			-	e			L=600mm Guide for conveyor
16255	3003129		-	e			Rubber holder elbow G 3/8"
16260	3003130		-	e			OR gasket 123 NBR
16265	10200171		-	e			FASIT gasket 25x17x2
16270	3003128		-	e			Rubber holder elbow G 3/8"

e=ELECTRONICAL CONTROL

77=77

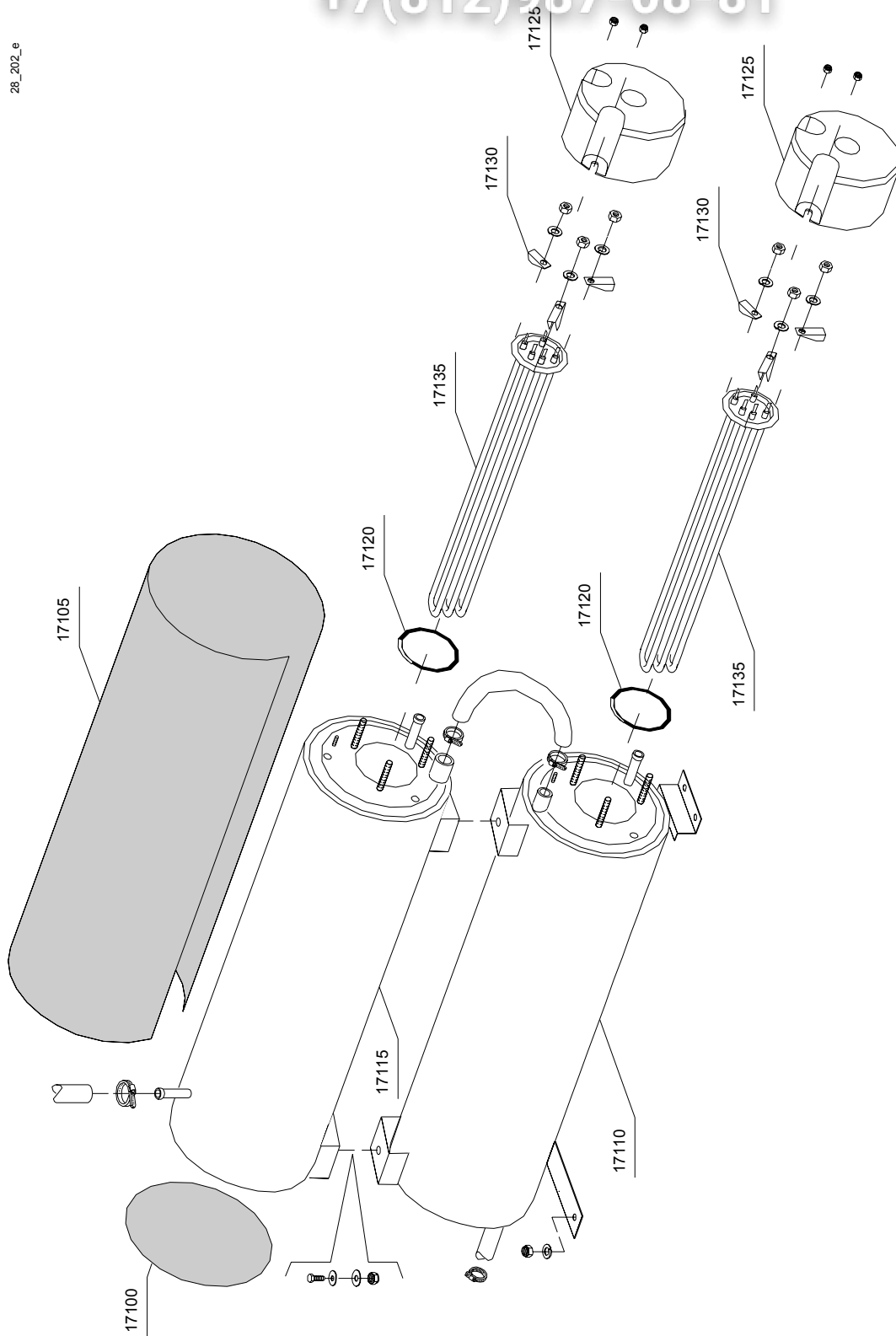
hr=HEAT RECOVERY - FC 98 / F26, hp=HEAT PUMP - FC 99 / F26 PC, sc91=STEAM CONDENSER - FC 91 / F14, sc94=SPLASH ZONE WITH CYLINDER - FC 94 / F16, d9=DRYER - FC 90, d92=DRYER - FC 90/2 - F12, d93=DRYER - FC 90/3 - F13, d94=DRYER - FC 90/4 - F12M, d95=DRYER - FC 90/5 - F13M, sz89=NEUTRAL ZONE - FC 89, cw=ADDITIONAL BOILER FOR COLD WATER SUPPLY, dvgw=DVGW VALVE SYSTEM, des=DETERGENT ECONOMIZER SYSTEM, sc93=SPLASH ZONE - FC 93 - F16/1, ti=TANKS INSULATION, ds=DOUBLE SKIN, bp=BOOSTER PUMP, sdn3=DISPENSERS SYSTEM SDN-3

A=3/N/PE~380-400V 50-60Hz, D=3/PE~200-210V 50-60Hz, F=2/PE~220-240V 50-60Hz, G=3/N/PE~415V 50-60Hz, H=3/PE~220-230V 50-60Hz, K=3/PE~380-400V 50-60Hz, L=3/PE~415V 50-60Hz, M=3/PE~440V 60Hz, P=1/N/PE~220-230V 50-60Hz, R=2/PE~220-240V 50-60Hz, U=1/N/PE~240V 50-60Hz, V=3/PE~240V 50-60Hz, W=1/N/PE~100-110V 50-60Hz

vsezip.ru

+7(812)987-08-81

28_202_e



ID	P-code	SN from	SN to	Mod	Acces.	Volt	Description
Module:Boiler components [250,380,420,540,600,680,780,900] - [300,400,5700,700,500,81							
17100	75205		-	e			Bottom boiler insulating
17105	30002030		-	e			Boiler insulating
17110	3007012		-	e			Boiler
17115	3007013		-	e			Boiler
17120	13015		-	e			O-ring 160 (6225)
17125	75311		-	e			Heating element cover
17130	16045		-	e			Heating element support Ø6.3
17135	30001011		-	e		A	Heating element 9kW
17135	30001011/A		-	e		A	Heating element 12kW
17135	30001011/B		-	e		A	Heating element 14kW

e=ELECTRONICAL CONTROL

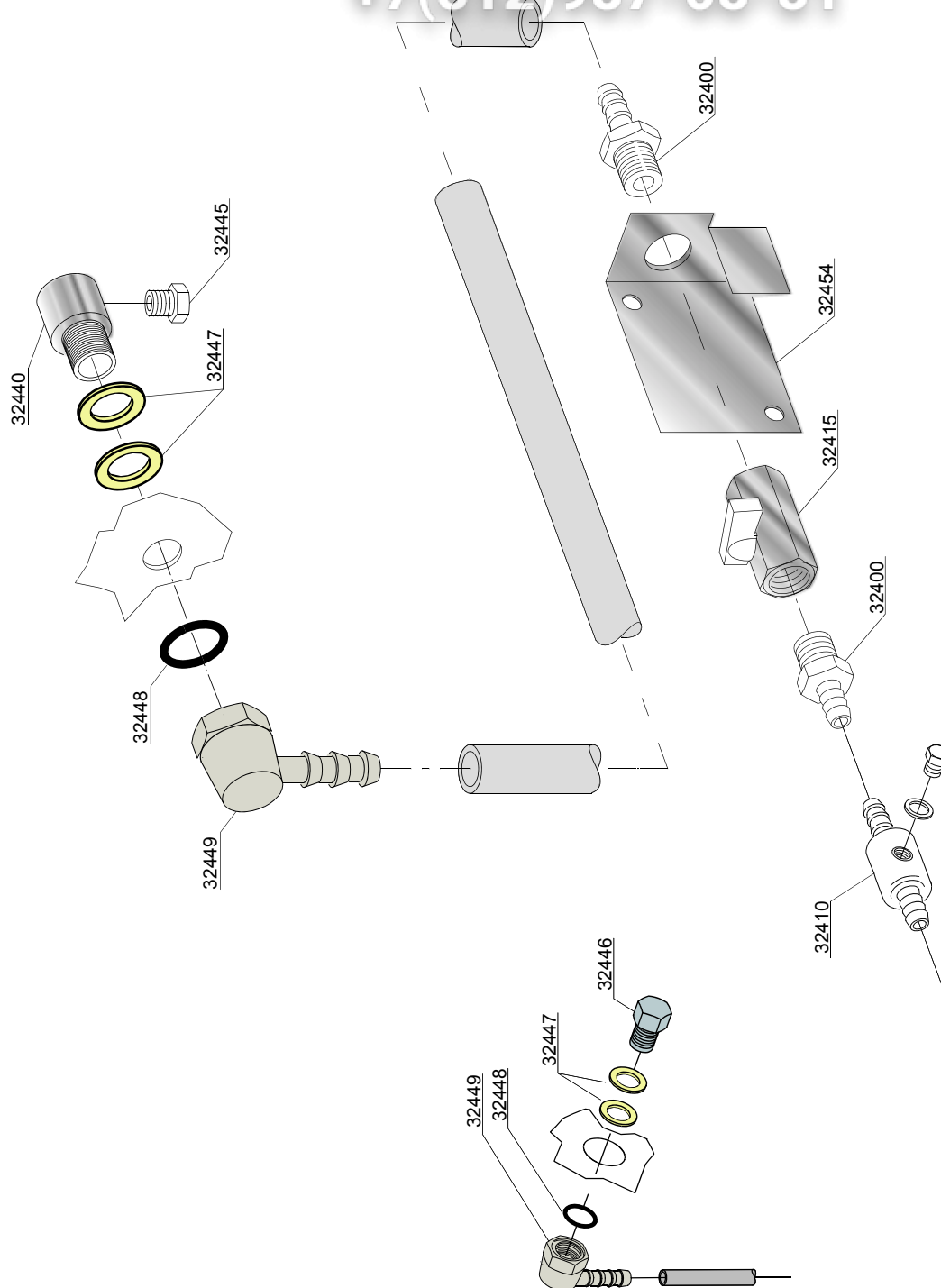
77=77

hr=HEAT RECOVERY - FC 98 / F26, hp=HEAT PUMP - FC 99 / F26 PC, sc91=STEAM CONDENSER - FC 91 / F14, sc94=SPLASH ZONE WITH CYLINDER - FC 94 / F16, d9=DRYER - FC 90, d92=DRYER - FC 90/2 - F12, d93=DRYER - FC 90/3 - F13, d94=DRYER - FC 90/4 - F12M, d95=DRYER - FC 90/5 - F13M, sz89=NEUTRAL ZONE - FC 89, cw=ADDITIONAL BOILER FOR COLD WATER SUPPLY, dvgw=DVGW VALVE SYSTEM, des=DETERGENT ECONOMIZER SYSTEM, sc93=SPLASH ZONE - FC 93 - F16/1, ti=TANKS INSULATION, ds=DOUBLE SKIN, bp=BOOSTER PUMP, sdn3=DISPENSERS SYSTEM SDN-3

A=3/N/PE~380-400V 50-60Hz, D=3/PE~200-210V 50-60Hz, F=2/PE~220-240V 50-60Hz, G=3/N/PE~415V 50-60Hz, H=3/PE~220-230V 50-60Hz, K=3/PE~380-400V 50-60Hz, L=3/PE~415V 50-60Hz, M=3/PE~440V 60Hz, P=1/N/PE~220-230V 50-60Hz, R=2/PE~220-240V 50-60Hz, U=1/N/PE~240V 50-60Hz, V=3/PE~240V 50-60Hz, W=1/N/PE~100-110V 50-60Hz

vsezip.ru

+7(812)987-08-81



ID	P-code	SN from	SN to	Mod.	Acces.	Volt	Description
Module: Detergent economizer system [380,420,540,500,580,760,900] - [400,5700,5200,9500]							
32400	12023		-	e			Hose holder
32405	12027		-	e			Nipples
32410	12028		-	e			Connection T
32415	3002140		-	e			Tap
32440	3003128		-	e			Pipe fitting
32445	3004168		-	e			Detergent dispenser
32446	3003128		-	e			G 3/8" Load water elbow
32447	10200171		-	e			FASIT gasket 25x17x2
32448	3003130		-	e			OR gasket 123 NBR
32449	3003129		-	e			Rubber holder elbow G 3/8"
32454	3009649/A		-	e			Valve support

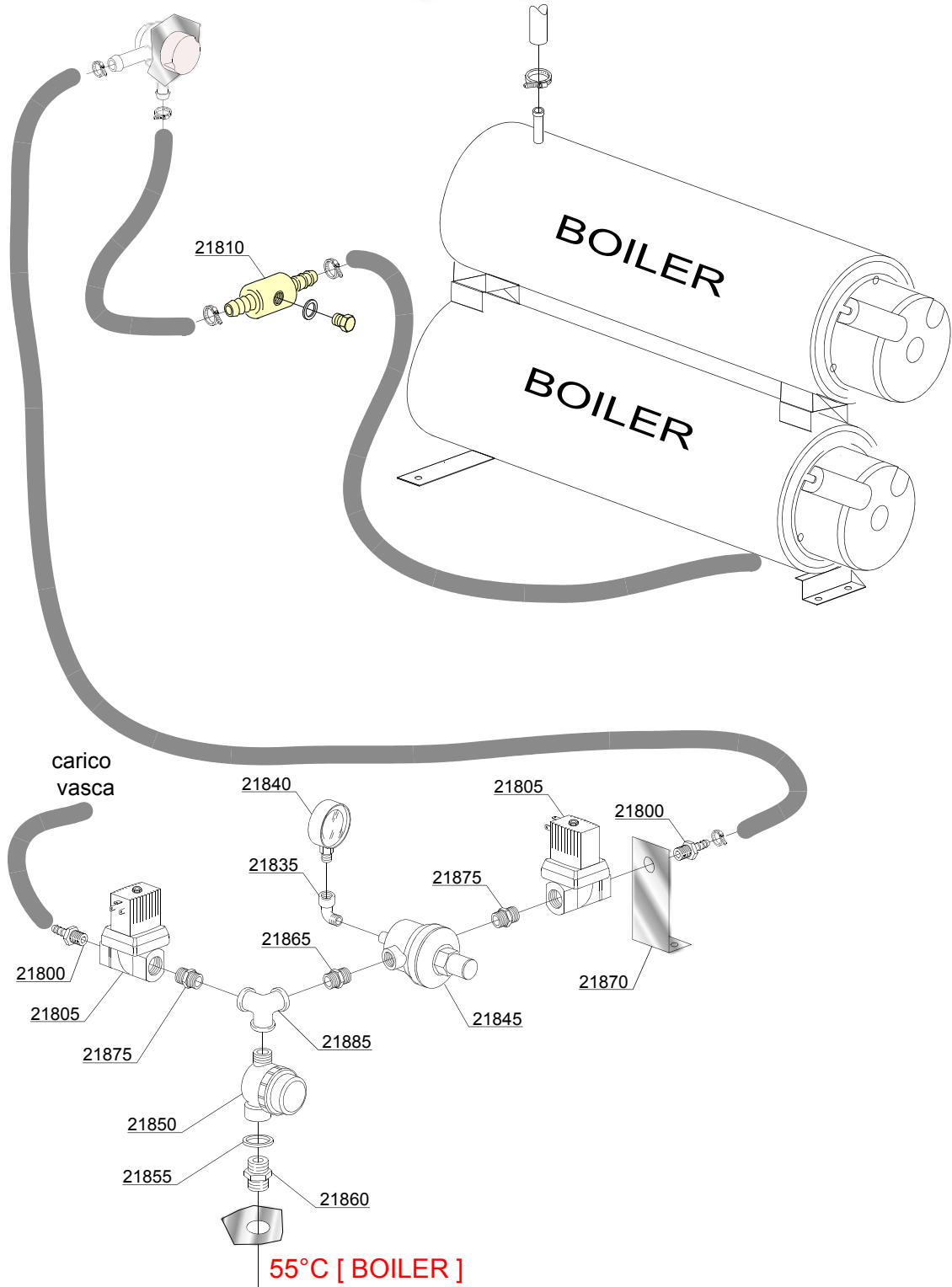
e=ELECTRONICAL CONTROL

77=77

hr=HEAT RECOVERY - FC 98 / F26, hp=HEAT PUMP - FC 99 / F26 PC, sc91=STEAM CONDENSER - FC 91 / F14, sc94=SPLASH ZONE WITH CYLINDER - FC 94 / F16, d9=DRYER - FC 90, d92=DRYER - FC 90/2 - F12, d93=DRYER - FC 90/3 - F13, d94=DRYER - FC 90/4 - F12M, d95=DRYER - FC 90/5 - F13M, sz89=NEUTRAL ZONE - FC 89, cw=ADDITIONAL BOILER FOR COLD WATER SUPPLY, dvgw=DVGW VALVE SYSTEM, des=DETERGENT ECONOMIZER SYSTEM, sc93=SPLASH ZONE - FC 93 - F16/1, ti=TANKS INSULATION, ds=DOUBLE SKIN, bp=BOOSTER PUMP, sdn3=DISPENSERS SYSTEM SDN-3

A=3/N/PE~380-400V 50-60Hz, D=3/PE~200-210V 50-60Hz, F=2/PE~220-240V 50-60Hz, G=3/N/PE~415V 50-60Hz, H=3/PE~220-230V 50-60Hz, K=3/PE~380-400V 50-60Hz, L=3/PE~415V 50-60Hz, M=3/PE~440V 60Hz, P=1/N/PE~220-230V 50-60Hz, R=2/PE~220-240V 50-60Hz, U=1/N/PE~240V 50-60Hz, V=3/PE~240V 50-60Hz, W=1/N/PE~100-110V 50-60Hz

29_018_e



ID	P-code	SN from	SN to	Mod.	Acces.	Volt	Description
Module:Standard solenoid valves components [250] - [330]							
21800	12023		-	e			Hose holder
21805	3002030		-	e			Solenoid valve
21810	3003906		-	e			Connection T
21835	12012		-	e			Elbow
21840	2000244		-	e			Pressure reduction gauge
21845	2000364		-	e			Pressure reduction valve
21850	2000121		-	e			Filter
21855	13326		-	e			Gasket 38x27x2
21860	12025		-	e			Nipples
21865	10200208		-	e			Nipples
21870	3009439		-	e			Solenoid valve support
21875	3002145		-	e			Reduction nipples
21885	3002143		-	e			Elbow distributor

e=ELECTRONICAL CONTROL

77=77

hr=HEAT RECOVERY - FC 98 / F26, hp=HEAT PUMP - FC 99 / F26 PC, sc91=STEAM CONDENSER - FC 91 / F14, sc94=SPLASH ZONE WITH CYLINDER - FC 94 / F16, d9=DRYER - FC 90, d92=DRYER - FC 90/2 - F12, d93=DRYER - FC 90/3 - F13, d94=DRYER - FC 90/4 - F12M, d95=DRYER - FC 90/5 - F13M, sz89=NEUTRAL ZONE - FC 89, cw=ADDITIONAL BOILER FOR COLD WATER SUPPLY, dvgw=DVGW VALVE SYSTEM, des=DETERGENT ECONOMIZER SYSTEM, sc93=SPLASH ZONE - FC 93 - F16/1, ti=TANKS INSULATION, ds=DOUBLE SKIN, bp=BOOSTER PUMP, sdn3=DISPENSERS SYSTEM SDN-3

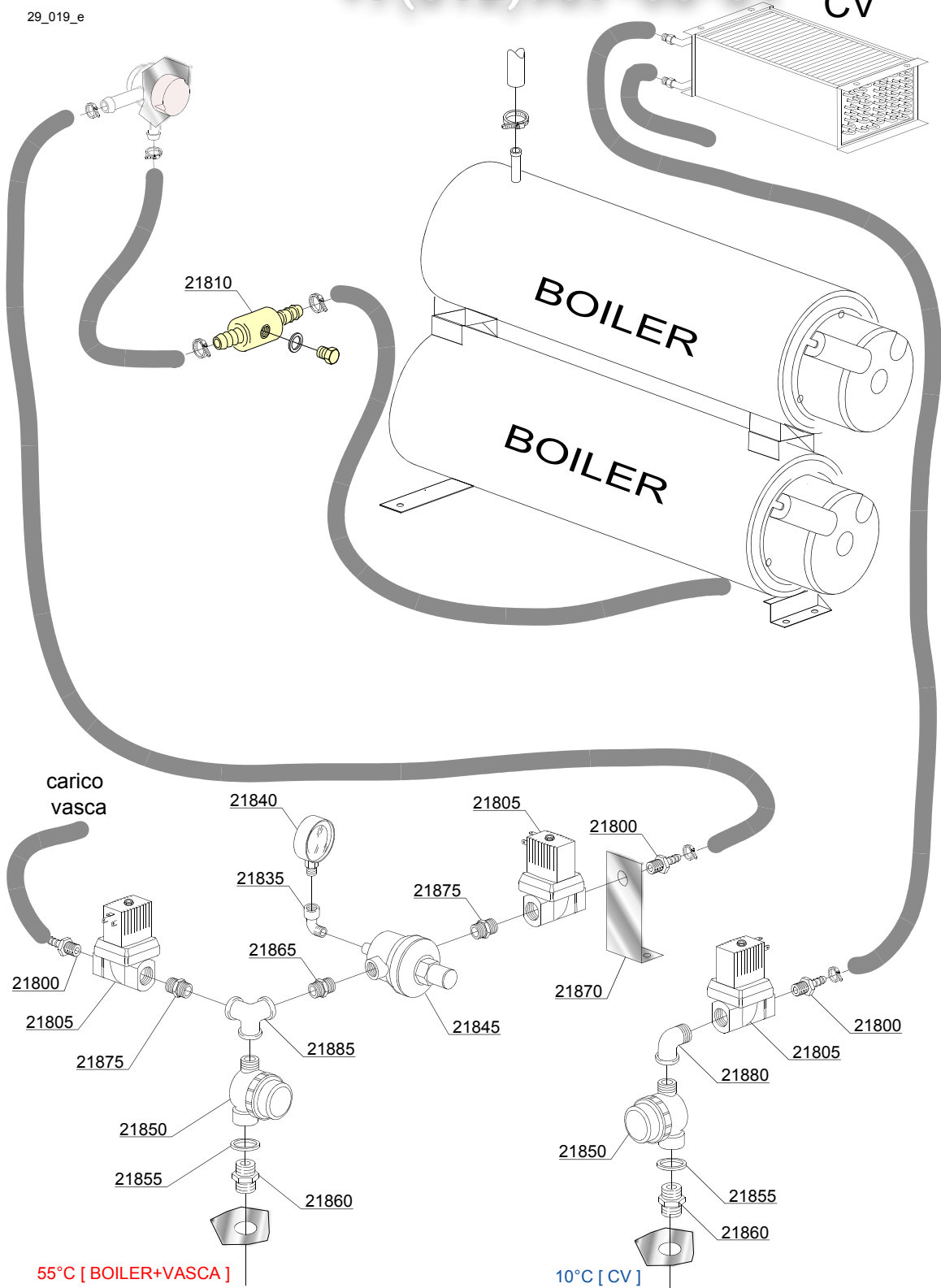
A=3/N/PE~380-400V 50-60Hz, D=3/PE~200-210V 50-60Hz, F=2/PE~220-240V 50-60Hz, G=3/N/PE~415V 50-60Hz, H=3/PE~220-230V 50-60Hz, K=3/PE~380-400V 50-60Hz, L=3/PE~415V 50-60Hz, M=3/PE~440V 60Hz, P=1/N/PE~220-230V 50-60Hz, R=2/PE~220-240V 50-60Hz, U=1/N/PE~240V 50-60Hz, V=3/PE~240V 50-60Hz, W=1/N/PE~100-110V 50-60Hz

vsezip.ru

+7(812)987-08-81

CV

29_019_e



ID	P-code	SN from	SN to	Mod.	Acces.	Volt	Description
Module:Solenoid valves components with FC91 - F14 [250] - [330]							
21800	12023		-	e			Hose holder
21805	3002030		-	e			Solenoid valve
21810	3003906		-	e			Connection T
21835	12012		-	e			Elbow
21840	2000244		-	e			Pressure reduction gauge
21845	2000364		-	e			Pressure reduction valve
21850	2000121		-	e			Filter
21855	13326		-	e			Gasket 38x27x2
21860	12025		-	e			Nipples
21865	10200208		-	e			Nipples
21870	3009439		-	e			Solenoid valve support
21875	3002145		-	e			Reduction nipples
21880	3002141		-	e			Elbow
21885	3002143		-	e			Elbow distributor

e=ELECTRONICAL CONTROL

77=77

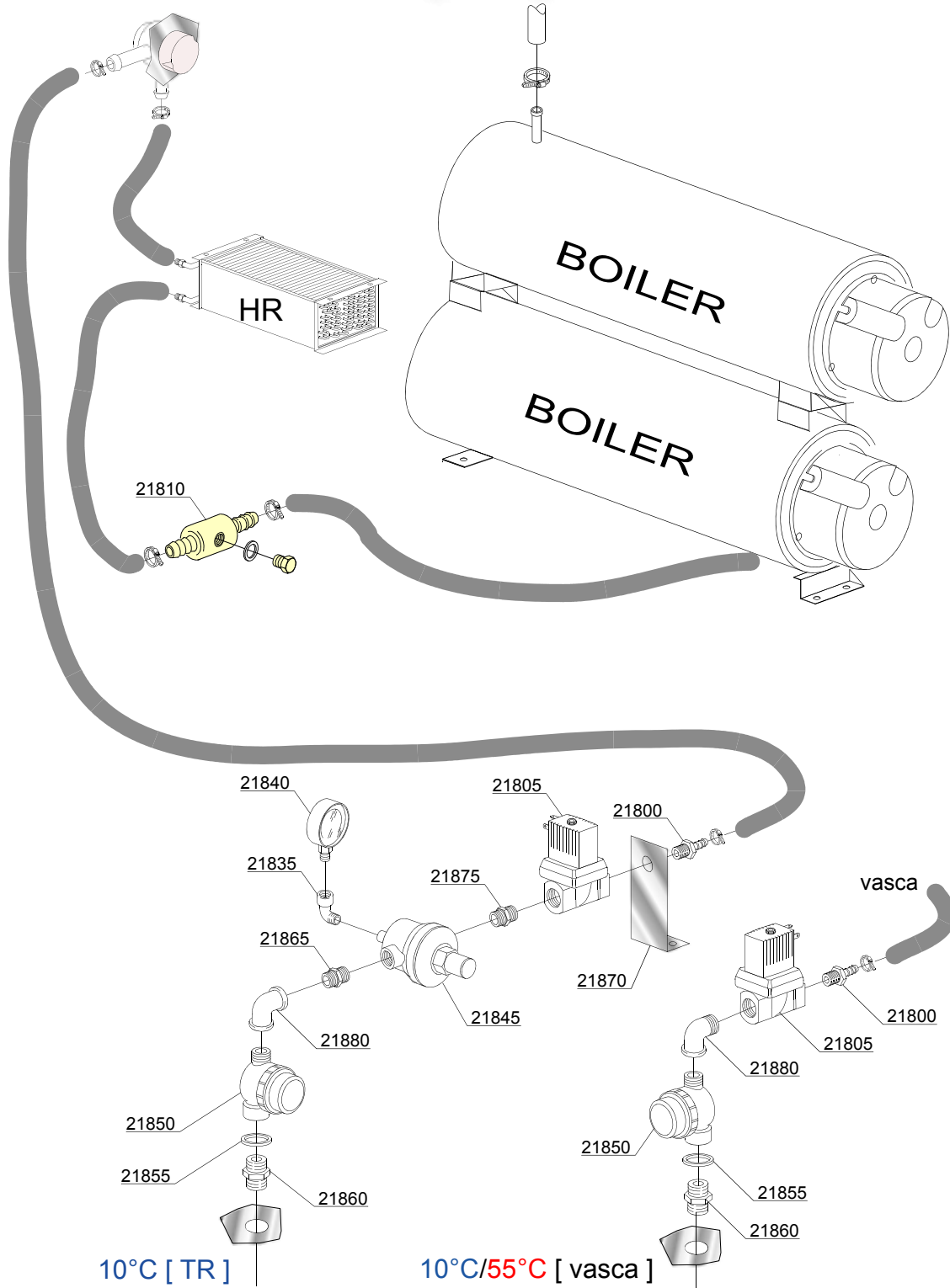
hr=HEAT RECOVERY - FC 98 / F26, hp=HEAT PUMP - FC 99 / F26 PC, sc91=STEAM CONDENSER - FC 91 / F14, sc94=SPLASH ZONE WITH CYLINDER - FC 94 / F16, d9=DRYER - FC 90, d92=DRYER - FC 90/2 - F12, d93=DRYER - FC 90/3 - F13, d94=DRYER - FC 90/4 - F12M, d95=DRYER - FC 90/5 - F13M, sz89=NEUTRAL ZONE - FC 89, cw=ADDITIONAL BOILER FOR COLD WATER SUPPLY, dvgw=DVGW VALVE SYSTEM, des=DETERGENT ECONOMIZER SYSTEM, sc93=SPLASH ZONE - FC 93 - F16/1, ti=TANKS INSULATION, ds=DOUBLE SKIN, bp=BOOSTER PUMP, sdn3=DISPENSERS SYSTEM SDN-3

A=3/N/PE~380-400V 50-60Hz, D=3/PE~200-210V 50-60Hz, F=2/PE~220-240V 50-60Hz, G=3/N/PE~415V 50-60Hz, H=3/PE~220-230V 50-60Hz, K=3/PE~380-400V 50-60Hz, L=3/PE~415V 50-60Hz, M=3/PE~440V 60Hz, P=1/N/PE~220-230V 50-60Hz, R=2/PE~220-240V 50-60Hz, U=1/N/PE~240V 50-60Hz, V=3/PE~240V 50-60Hz, W=1/N/PE~100-110V 50-60Hz

vsezip.ru

+7(812)987-08-81

29_020_e



ID	P-code	SN from	SN to	Mod.	Acces.	Volt	Description
Module:Solenoid valves components with FC01R - F10UR [230] - [300]							
21800	12023		-	e			Hose holder
21805	3002030		-	e			Solenoid valve
21810	3003906		-	e			Connection T
21835	12012		-	e			Elbow
21840	2000244		-	e			Pressure reduction gauge
21845	2000364		-	e			Pressure reduction valve
21850	2000121		-	e			Filter
21855	13326		-	e			Gasket 38x27x2
21860	12025		-	e			Nipples
21865	10200208		-	e			Nipples
21870	3009439		-	e			Solenoid valve support
21875	3002145		-	e			Reduction nipples
21880	3002141		-	e			Elbow
21885	3002143		-	e			Elbow distributor

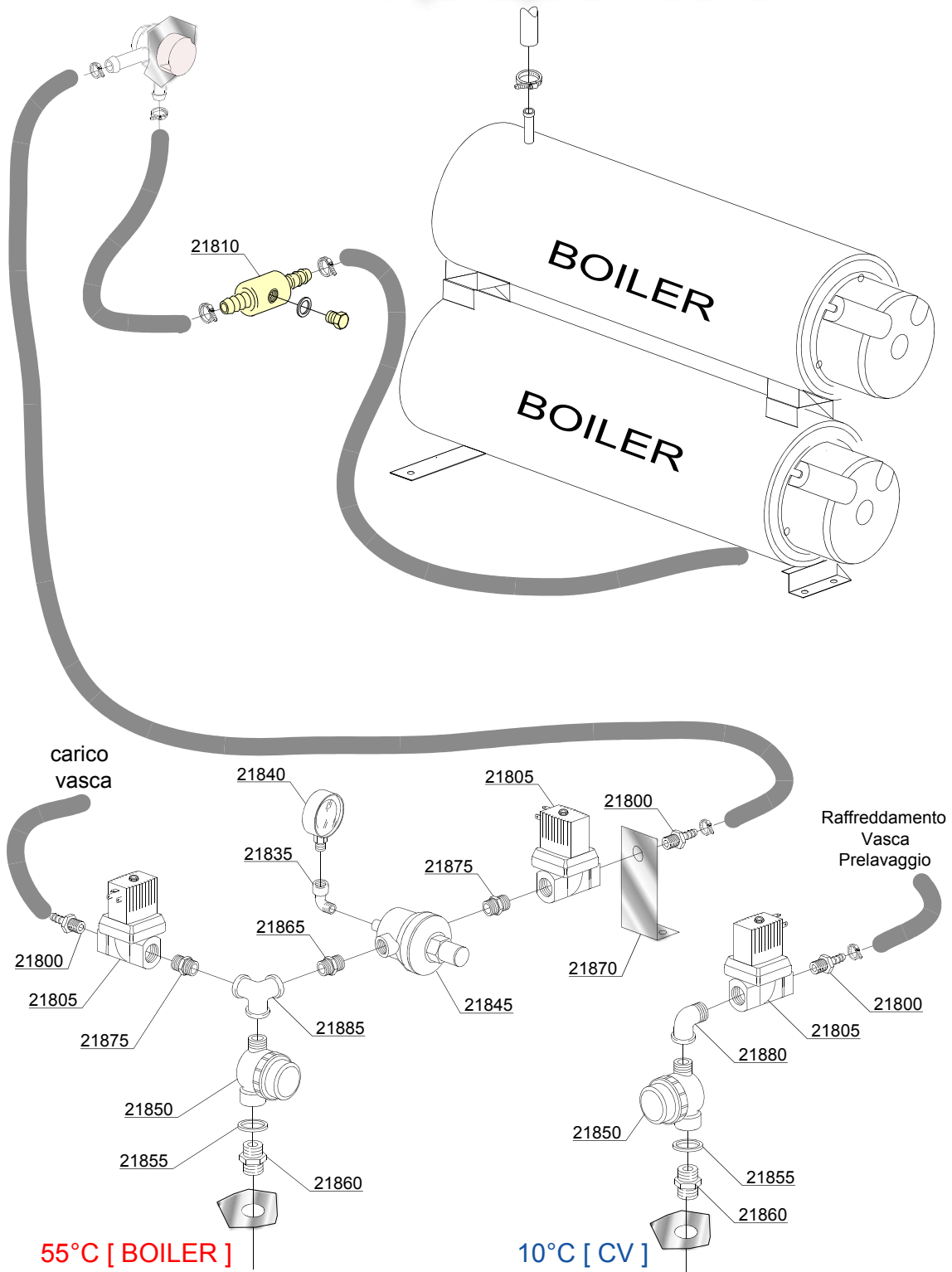
e=ELECTRONICAL CONTROL

77=77

hr=HEAT RECOVERY - FC 98 / F26, hp=HEAT PUMP - FC 99 / F26 PC, sc91=STEAM CONDENSER - FC 91 / F14, sc94=SPLASH ZONE WITH CYLINDER - FC 94 / F16, d9=DRYER - FC 90, d92=DRYER - FC 90/2 - F12, d93=DRYER - FC 90/3 - F13, d94=DRYER - FC 90/4 - F12M, d95=DRYER - FC 90/5 - F13M, sz89=NEUTRAL ZONE - FC 89, cw=ADDITIONAL BOILER FOR COLD WATER SUPPLY, dvgw=DVGW VALVE SYSTEM, des=DETERGENT ECONOMIZER SYSTEM, sc93=SPLASH ZONE - FC 93 - F16/1, ti=TANKS INSULATION, ds=DOUBLE SKIN, bp=BOOSTER PUMP, sdn3=DISPENSERS SYSTEM SDN-3

A=3/N/PE~380-400V 50-60Hz, D=3/PE~200-210V 50-60Hz, F=2/PE~220-240V 50-60Hz, G=3/N/PE~415V 50-60Hz, H=3/PE~220-230V 50-60Hz, K=3/PE~380-400V 50-60Hz, L=3/PE~415V 50-60Hz, M=3/PE~440V 60Hz, P=1/N/PE~220-230V 50-60Hz, R=2/PE~220-240V 50-60Hz, U=1/N/PE~240V 50-60Hz, V=3/PE~240V 50-60Hz, W=1/N/PE~100-110V 50-60Hz

29_021_e



ID	P-code	SN from	SN to	Mod.	Acces.	Volt	Description
Module:Standard solenoid valves components [330,420,540,660,680,780,900] - [4200,5700,7200,9500]							
21800	12023		-	e			Hose holder
21805	3002030		-	e			Solenoid valve
21810	3003906		-	e			Connection T
21835	12012		-	e			Elbow
21840	2000244		-	e			Pressure reduction gauge
21845	2000364		-	e			Pressure reduction valve
21850	2000121		-	e			Filter
21855	13326		-	e			Gasket 38x27x2
21860	12025		-	e			Nipples
21865	10200208		-	e			Nipples
21870	3009439		-	e			Solenoid valve support
21875	3002145		-	e			Reduction nipples
21880	3002141		-	e			Elbow
21885	3002143		-	e			Elbow distributor

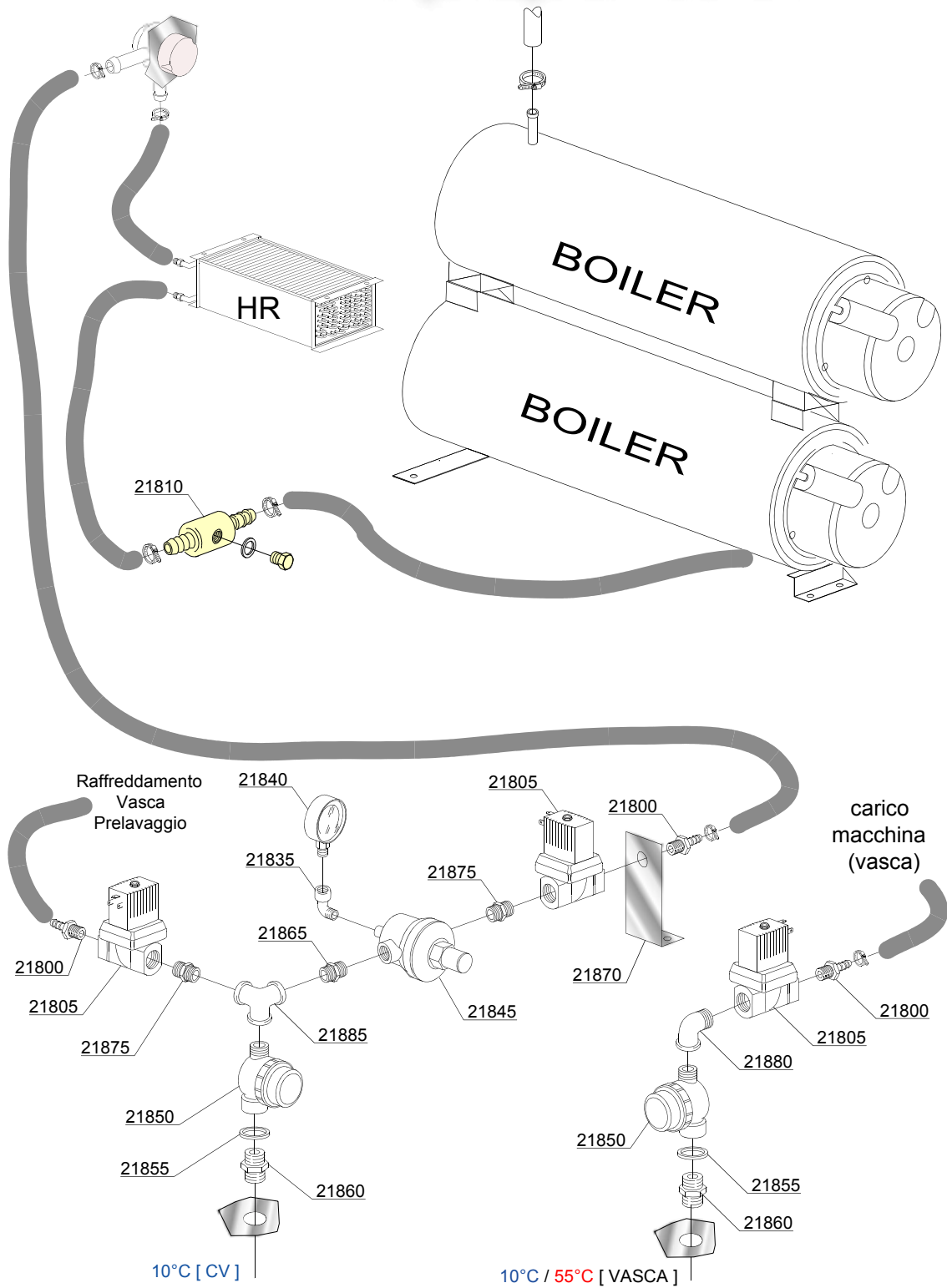
e=ELECTRONICAL CONTROL

77=77

hr=HEAT RECOVERY - FC 98 / F26, hp=HEAT PUMP - FC 99 / F26 PC, sc91=STEAM CONDENSER - FC 91 / F14, sc94=SPLASH ZONE WITH CYLINDER - FC 94 / F16, d9=DRYER - FC 90, d92=DRYER - FC 90/2 - F12, d93=DRYER - FC 90/3 - F13, d94=DRYER - FC 90/4 - F12M, d95=DRYER - FC 90/5 - F13M, sz89=NEUTRAL ZONE - FC 89, cw=ADDITIONAL BOILER FOR COLD WATER SUPPLY, dvgw=DVGW VALVE SYSTEM, des=DETERGENT ECONOMIZER SYSTEM, sc93=SPLASH ZONE - FC 93 - F16/1, ti=TANKS INSULATION, ds=DOUBLE SKIN, bp=BOOSTER PUMP, sdn3=DISPENSERS SYSTEM SDN-3

A=3/N/PE~380-400V 50-60Hz, D=3/PE~200-210V 50-60Hz, F=2/PE~220-240V 50-60Hz, G=3/N/PE~415V 50-60Hz, H=3/PE~220-230V 50-60Hz, K=3/PE~380-400V 50-60Hz, L=3/PE~415V 50-60Hz, M=3/PE~440V 60Hz, P=1/N/PE~220-230V 50-60Hz, R=2/PE~220-240V 50-60Hz, U=1/N/PE~240V 50-60Hz, V=3/PE~240V 50-60Hz, W=1/N/PE~100-110V 50-60Hz

29_022_e



ID	P-code	SN from	SN to	Mod.	Acces.	Volt	Description
Module: Solenoid valves components with FC 91F-F14 ER - FC 98-F26 [390,420,540,600,680,760,900] - [4900,5700,7200,9500]							
21800	12023		-	e			Hose holder
21805	3002030		-	e			Solenoid valve
21810	3003906		-	e			Connection T
21835	12012		-	e			Elbow
21840	2000244		-	e			Pressure reduction gauge
21845	2000364		-	e			Pressure reduction valve
21850	2000121		-	e			Filter
21855	13326		-	e			Gasket 38x27x2
21860	12025		-	e			Nipples
21865	10200208		-	e			Nipples
21870	3009439		-	e			Solenoid valve support
21875	3002145		-	e			Reduction nipples
21880	3002141		-	e			Elbow
21885	3002143		-	e			Elbow distributor

e=ELECTRONICAL CONTROL

77=77

hr=HEAT RECOVERY - FC 98 / F26, hp=HEAT PUMP - FC 99 / F26 PC, sc91=STEAM CONDENSER - FC 91 / F14, sc94=SPLASH ZONE WITH CYLINDER - FC 94 / F16, d9=DRYER - FC 90, d92=DRYER - FC 90/2 - F12, d93=DRYER - FC 90/3 - F13, d94=DRYER - FC 90/4 - F12M, d95=DRYER - FC 90/5 - F13M, sz89=NEUTRAL ZONE - FC 89, cw=ADDITIONAL BOILER FOR COLD WATER SUPPLY, dvgw=DVGW VALVE SYSTEM, des=DETERGENT ECONOMIZER SYSTEM, sc93=SPLASH ZONE - FC 93 - F16/1, ti=TANKS INSULATION, ds=DOUBLE SKIN, bp=BOOSTER PUMP, sdn3=DISPENSERS SYSTEM SDN-3

A=3/N/PE~380-400V 50-60Hz, D=3/PE~200-210V 50-60Hz, F=2/PE~220-240V 50-60Hz, G=3/N/PE~415V 50-60Hz, H=3/PE~220-230V 50-60Hz, K=3/PE~380-400V 50-60Hz, L=3/PE~415V 50-60Hz, M=3/PE~440V 60Hz, P=1/N/PE~220-230V 50-60Hz, R=2/PE~220-240V 50-60Hz, U=1/N/PE~240V 50-60Hz, V=3/PE~240V 50-60Hz, W=1/N/PE~100-110V 50-60Hz

ID	P-code	SN from	SN to	Mod	Acces.	Volt	Description
Module:Solenoid valves components with FC01 F14 [30,42,54,60,63,78,90] [490,570,720,950]							
21400	12023		-	e			Hose holder
21405	3002030		-	e			Solenoid valve
21410	3003906		-	e			Connection T
21435	12012		-	e			Elbow
21440	2000244		-	e			Pressure reduction gauge
21445	2000364		-	e			Pressure reduction valve
21450	2000121		-	e			Filter
21455	13326		-	e			Gasket 38x27x2
21460	12025		-	e			Nipples
21465	10200208		-	e			Nipples
21470	12033		-	e			Nipples
21475	3009439		-	e			Solenoid valve support
21480	3002145		-	e			Reduction nipples
21485	3002142		-	e			Elbow
21490	3002143		-	e			Elbow distributor
21495	12027		-	e			Nipples
21500	3002140		-	e			Tap

e=ELECTRONICAL CONTROL

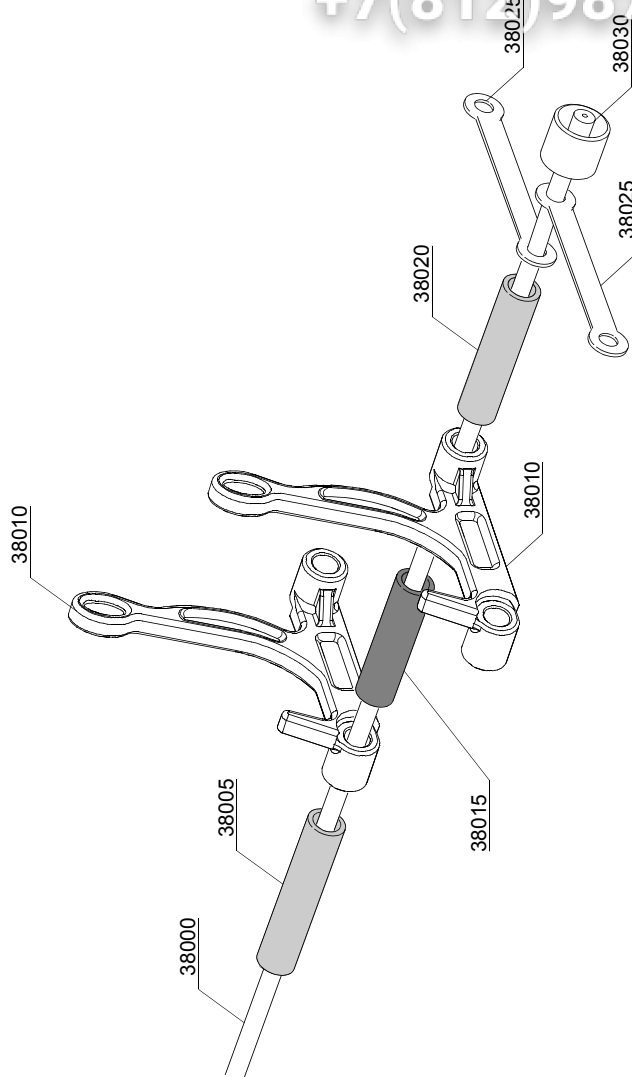
77=77

hr=HEAT RECOVERY - FC 98 / F26, hp=HEAT PUMP - FC 99 / F26 PC, sc91=STEAM CONDENSER - FC 91 / F14, sc94=SPLASH ZONE WITH CYLINDER - FC 94 / F16, d9=DRYER - FC 90, d92=DRYER - FC 90/2 - F12, d93=DRYER - FC 90/3 - F13, d94=DRYER - FC 90/4 - F12M, d95=DRYER - FC 90/5 - F13M, sz89=NEUTRAL ZONE - FC 89, cw=ADDITIONAL BOILER FOR COLD WATER SUPPLY, dvgw=DVGW VALVE SYSTEM, des=DETERGENT ECONOMIZER SYSTEM, sc93=SPLASH ZONE - FC 93 - F16/1, ti=TANKS INSULATION, ds=DOUBLE SKIN, bp=BOOSTER PUMP, sdn3=DISPENSERS SYSTEM SDN-3

A=3/N/PE~380-400V 50-60Hz, D=3/PE~200-210V 50-60Hz, F=2/PE~220-240V 50-60Hz, G=3/N/PE~415V 50-60Hz, H=3/PE~220-230V 50-60Hz, K=3/PE~380-400V 50-60Hz, L=3/PE~415V 50-60Hz, M=3/PE~440V 60Hz, P=1/N/PE~220-230V 50-60Hz, R=2/PE~220-240V 50-60Hz, U=1/N/PE~240V 50-60Hz, V=3/PE~240V 50-60Hz, W=1/N/PE~100-110V 50-60Hz

vsezip.ru

+7(812)987-08-81



30_003_e

vsezip.ru

ID	P-code	SN from	SN to	Mod.	Acces.	Volt	Description
Module: Conveyor parts [250,380,420,540,600,680,730,900] - [330,400,570,720,950]							
38000	3060000		-	e			Shaft
38005	3060014		-	e			L=46mm Spacer
38010	3060035		-	e			Finger for dishes
38015	3060013		-	e			L=34mm Spacer
38020	3060125		-	e			L=39mm Spacer
38025	3060018		-	e			Stainless steel link
38030	3060001		-	e			Wheel

e=ELECTRONICAL CONTROL

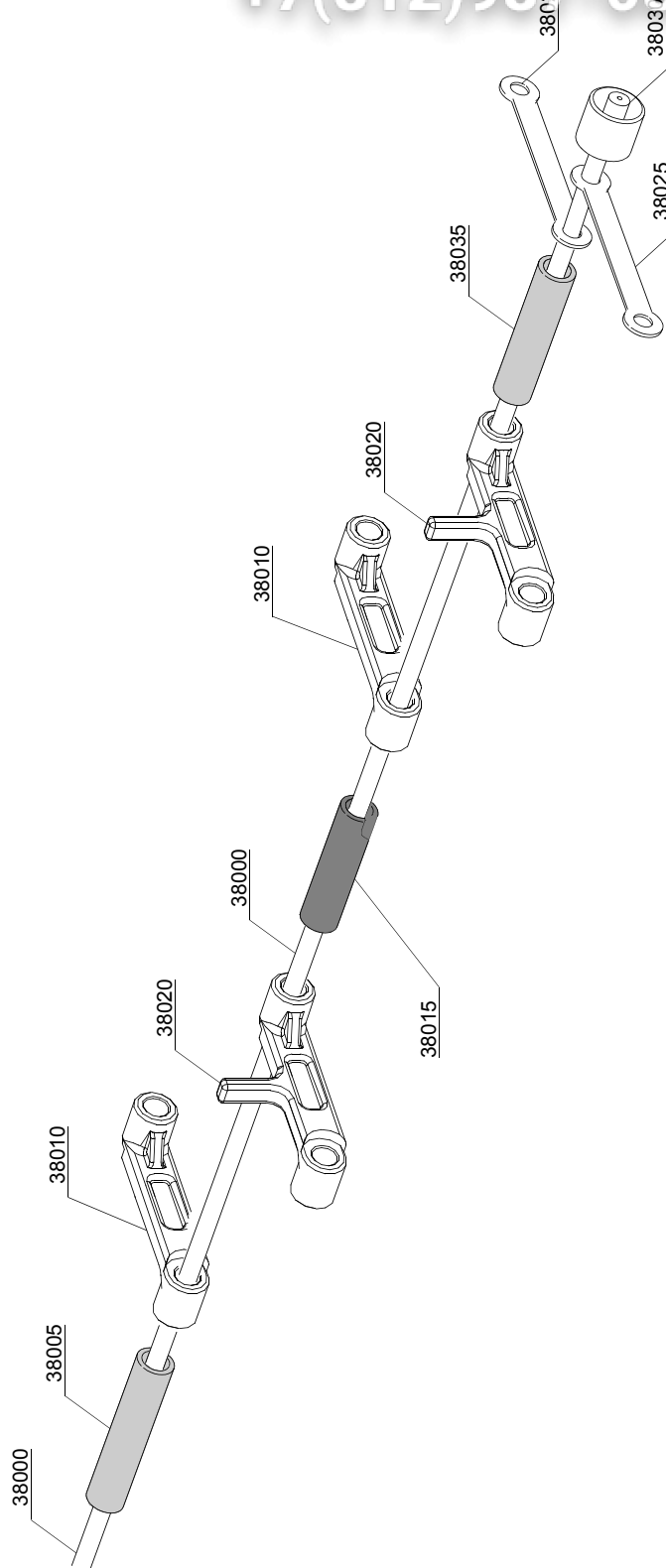
77=77

hr=HEAT RECOVERY - FC 98 / F26, hp=HEAT PUMP - FC 99 / F26 PC, sc91=STEAM CONDENSER - FC 91 / F14, sc94=SPLASH ZONE WITH CYLINDER - FC 94 / F16, d9=DRYER - FC 90, d92=DRYER - FC 90/2 - F12, d93=DRYER - FC 90/3 - F13, d94=DRYER - FC 90/4 - F12M, d95=DRYER - FC 90/5 - F13M, sz89=NEUTRAL ZONE - FC 89, cw=ADDITIONAL BOILER FOR COLD WATER SUPPLY, dvgw=DVGW VALVE SYSTEM, des=DETERGENT ECONOMIZER SYSTEM, sc93=SPLASH ZONE - FC 93 - F16/1, ti=TANKS INSULATION, ds=DOUBLE SKIN, bp=BOOSTER PUMP, sdn3=DISPENSERS SYSTEM SDN-3

A=3/N/PE~380-400V 50-60Hz, D=3/PE~200-210V 50-60Hz, F=2/PE~220-240V 50-60Hz, G=3/N/PE~415V 50-60Hz, H=3/PE~220-230V 50-60Hz, K=3/PE~380-400V 50-60Hz, L=3/PE~415V 50-60Hz, M=3/PE~440V 60Hz, P=1/N/PE~220-230V 50-60Hz, R=2/PE~220-240V 50-60Hz, U=1/N/PE~240V 50-60Hz, V=3/PE~240V 50-60Hz, W=1/N/PE~100-110V 50-60Hz

vsezip.ru

+7(812)987-08-81



30_003aе

vsezip.ru

ID	P-code	SN from	SN to	Mod.	Acces.	Volt	Description
Module: Conveyor parts [500,750,1000] - [5000,75000,0000]							
38000	3060000		-	e			Shaft
38005	3060014		-	e			L=46mm Spacer
38010	3060037		-	e			Finger
38015	3060013		-	e			L=34mm Spacer
38020	3060036		-	e			Finger for baskets
38025	3060018		-	e			Stainless steel link
38030	3060001		-	e			Wheel
38035	3060125		-	e			L=39mm Spacer

e=ELECTRONICAL CONTROL

77=77

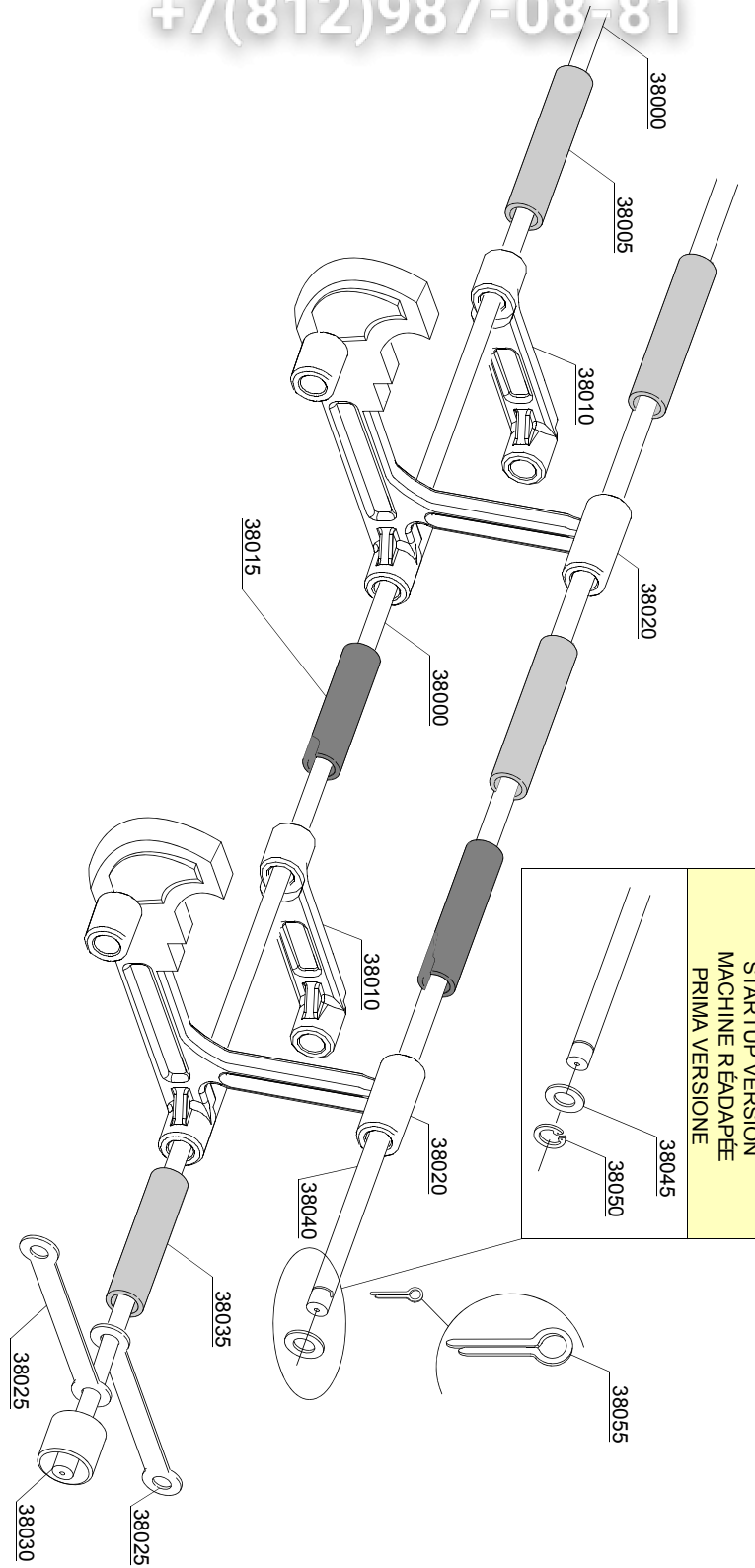
hr=HEAT RECOVERY - FC 98 / F26, hp=HEAT PUMP - FC 99 / F26 PC, sc91=STEAM CONDENSER - FC 91 / F14, sc94=SPLASH ZONE WITH CYLINDER - FC 94 / F16, d9=DRYER - FC 90, d92=DRYER - FC 90/2 - F12, d93=DRYER - FC 90/3 - F13, d94=DRYER - FC 90/4 - F12M, d95=DRYER - FC 90/5 - F13M, sz89=NEUTRAL ZONE - FC 89, cw=ADDITIONAL BOILER FOR COLD WATER SUPPLY, dvgw=DVGW VALVE SYSTEM, des=DETERGENT ECONOMIZER SYSTEM, sc93=SPLASH ZONE - FC 93 - F16/1, ti=TANKS INSULATION, ds=DOUBLE SKIN, bp=BOOSTER PUMP, sdn3=DISPENSERS SYSTEM SDN-3

A=3/N/PE~380-400V 50-60Hz, D=3/PE~200-210V 50-60Hz, F=2/PE~220-240V 50-60Hz, G=3/N/PE~415V 50-60Hz, H=3/PE~220-230V 50-60Hz, K=3/PE~380-400V 50-60Hz, L=3/PE~415V 50-60Hz, M=3/PE~440V 60Hz, P=1/N/PE~220-230V 50-60Hz, R=2/PE~220-240V 50-60Hz, U=1/N/PE~240V 50-60Hz, V=3/PE~240V 50-60Hz, W=1/N/PE~100-110V 50-60Hz

vsezip.ru

+7(812)987-08-81

30_004_e



vsezip.ru

ID	P-code	SN from	SN to	Mod.	Acces.	Volt	Description
Module: Conveyor parts [500,750,1000] - [5000,75000,0000]							
38000	3060000		-	e			Shaft
38005	3060014		-	e			L=46mm Spacer
38010	3060037		-	e			Finger
38015	3060013		-	e			L=34mm Spacer
38020	3060223		-	e			Finger for trays
38025	3060018		-	e			Stainless steel link
38030	3060001		-	e			Wheel
38035	3060125		-	e			L=39mm Spacer
38040	3060253		-	e			Thermic tray axle
38045	11185		-	e			8x16 inox plain washer
38050	11815		-	e			Seeger Ø8 inox UNI7435
38055	11892		-	e			Split pin D2 L12

e=ELECTRONICAL CONTROL

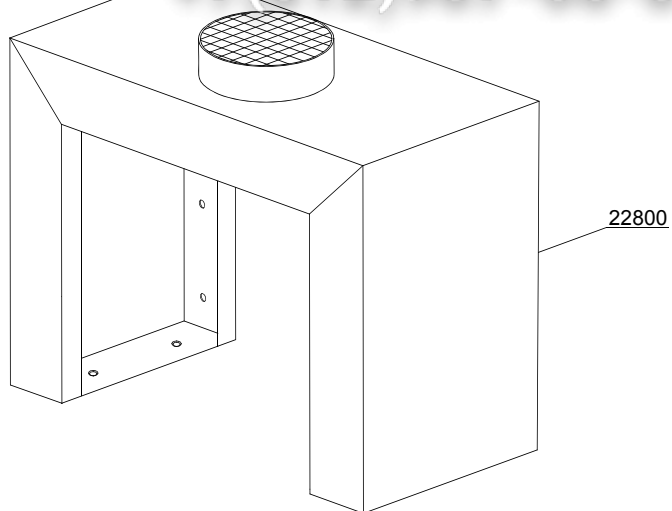
77=77

hr=HEAT RECOVERY - FC 98 / F26, hp=HEAT PUMP - FC 99 / F26 PC, sc91=STEAM CONDENSER - FC 91 / F14, sc94=SPLASH ZONE WITH CYLINDER - FC 94 / F16, d9=DRYER - FC 90, d92=DRYER - FC 90/2 - F12, d93=DRYER - FC 90/3 - F13, d94=DRYER - FC 90/4 - F12M, d95=DRYER - FC 90/5 - F13M, sz89=NEUTRAL ZONE - FC 89, cw=ADDITIONAL BOILER FOR COLD WATER SUPPLY, dvgw=DVGW VALVE SYSTEM, des=DETERGENT ECONOMIZER SYSTEM, sc93=SPLASH ZONE - FC 93 - F16/1, ti=TANKS INSULATION, ds=DOUBLE SKIN, bp=BOOSTER PUMP, sdn3=DISPENSERS SYSTEM SDN-3

A=3/N/PE~380-400V 50-60Hz, D=3/PE~200-210V 50-60Hz, F=2/PE~220-240V 50-60Hz, G=3/N/PE~415V 50-60Hz, H=3/PE~220-230V 50-60Hz, K=3/PE~380-400V 50-60Hz, L=3/PE~415V 50-60Hz, M=3/PE~440V 60Hz, P=1/N/PE~220-230V 50-60Hz, R=2/PE~220-240V 50-60Hz, U=1/N/PE~240V 50-60Hz, V=3/PE~240V 50-60Hz, W=1/N/PE~100-110V 50-60Hz

vsezip.ru

+7(812)987-08-81



32_001_e

vsezip.ru

ID	P-code	SN from	SN to	Mod.	Acces.	Volt	Description
Module: Splash zone with cilinder FC94 - F16 [250,380,20,540,600,630,730,900] [1300,4900,5700,7200,9500]							
22800	xxxx		-	e			Splash zone with cilinder FC94 / F16

e=ELECTRONICAL CONTROL

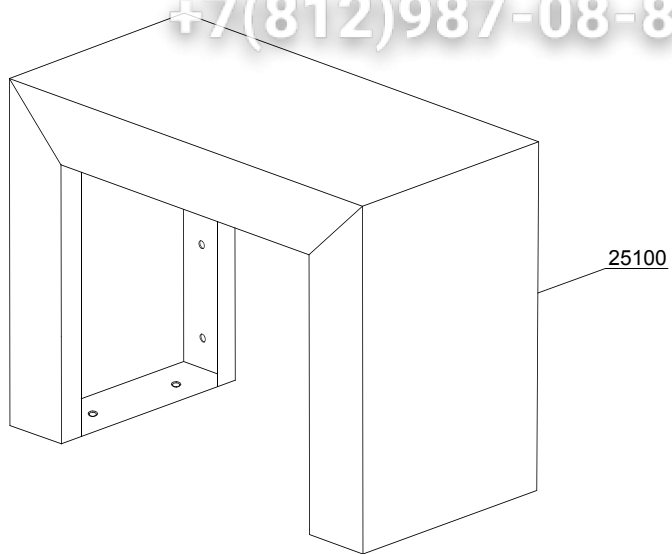
77=77

hr=HEAT RECOVERY - FC 98 / F26, hp=HEAT PUMP - FC 99 / F26 PC, sc91=STEAM CONDENSER - FC 91 / F14, sc94=SPLASH ZONE WITH CYLINDER - FC 94 / F16, d9=DRYER - FC 90, d92=DRYER - FC 90/2 - F12, d93=DRYER - FC 90/3 - F13, d94=DRYER - FC 90/4 - F12M, d95=DRYER - FC 90/5 - F13M, sz89=NEUTRAL ZONE - FC 89, cw=ADDITIONAL BOILER FOR COLD WATER SUPPLY, dvgw=DVGW VALVE SYSTEM, des=DETERGENT ECONOMIZER SYSTEM, sc93=SPLASH ZONE - FC 93 - F16/1, ti=TANKS INSULATION, ds=DOUBLE SKIN, bp=BOOSTER PUMP, sdn3=DISPENSERS SYSTEM SDN-3

A=3/N/PE~380-400V 50-60Hz, D=3/PE~200-210V 50-60Hz, F=2/PE~220-240V 50-60Hz, G=3/N/PE~415V 50-60Hz, H=3/PE~220-230V 50-60Hz, K=3/PE~380-400V 50-60Hz, L=3/PE~415V 50-60Hz, M=3/PE~440V 60Hz, P=1/N/PE~220-230V 50-60Hz, R=2/PE~220-240V 50-60Hz, U=1/N/PE~240V 50-60Hz, V=3/PE~240V 50-60Hz, W=1/N/PE~100-110V 50-60Hz

vsezip.ru

+7(812)987-08-81



35_001_e

vsezip.ru

ID	P-code	SN from	SN to	Mod.	Acces.	Volt	Description
Module: Splash zone FC93 - F16/1 [250,380,420,540,600,680,700,900] - [3300,4900,5700,7200,9500]							
25100	3060147		-	e			Splash zone

e=ELECTRONICAL CONTROL

77=77

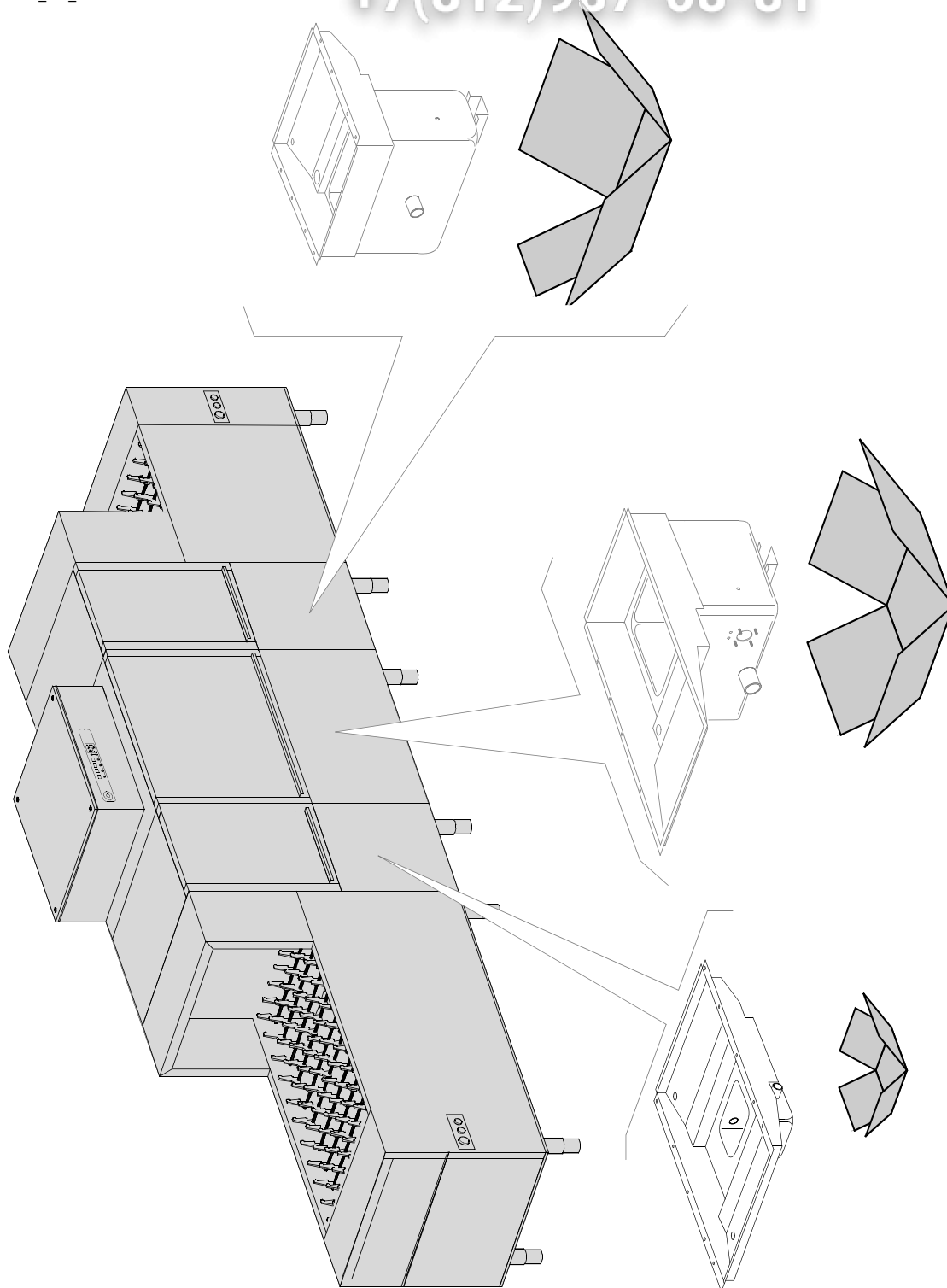
hr=HEAT RECOVERY - FC 98 / F26, hp=HEAT PUMP - FC 99 / F26 PC, sc91=STEAM CONDENSER - FC 91 / F14, sc94=SPLASH ZONE WITH CYLINDER - FC 94 / F16, d9=DRYER - FC 90, d92=DRYER - FC 90/2 - F12, d93=DRYER - FC 90/3 - F13, d94=DRYER - FC 90/4 - F12M, d95=DRYER - FC 90/5 - F13M, sz89=NEUTRAL ZONE - FC 89, cw=ADDITIONAL BOILER FOR COLD WATER SUPPLY, dvgw=DVGW VALVE SYSTEM, des=DETERGENT ECONOMIZER SYSTEM, sc93=SPLASH ZONE - FC 93 - F16/1, ti=TANKS INSULATION, ds=DOUBLE SKIN, bp=BOOSTER PUMP, sdn3=DISPENSERS SYSTEM SDN-3

A=3/N/PE~380-400V 50-60Hz, D=3/PE~200-210V 50-60Hz, F=2/PE~220-240V 50-60Hz, G=3/N/PE~415V 50-60Hz, H=3/PE~220-230V 50-60Hz, K=3/PE~380-400V 50-60Hz, L=3/PE~415V 50-60Hz, M=3/PE~440V 60Hz, P=1/N/PE~220-230V 50-60Hz, R=2/PE~220-240V 50-60Hz, U=1/N/PE~240V 50-60Hz, V=3/PE~240V 50-60Hz, W=1/N/PE~100-110V 50-60Hz

vsezip.ru

+7(812)987-08-81

36_008_e



vsezip.ru

ID	P-code	SN from	SN to	Mod.	Acces	Volt	Description
Module:Tanks insulation [250,380,420,540,600,630,780,900] - [3300,4900,5700,7200,9500]							
999	999910211		-	e	ti		Tanks insulation
							N.B.: kit suppliable only together with the machine, not after

e=ELECTRONICAL CONTROL

77=77

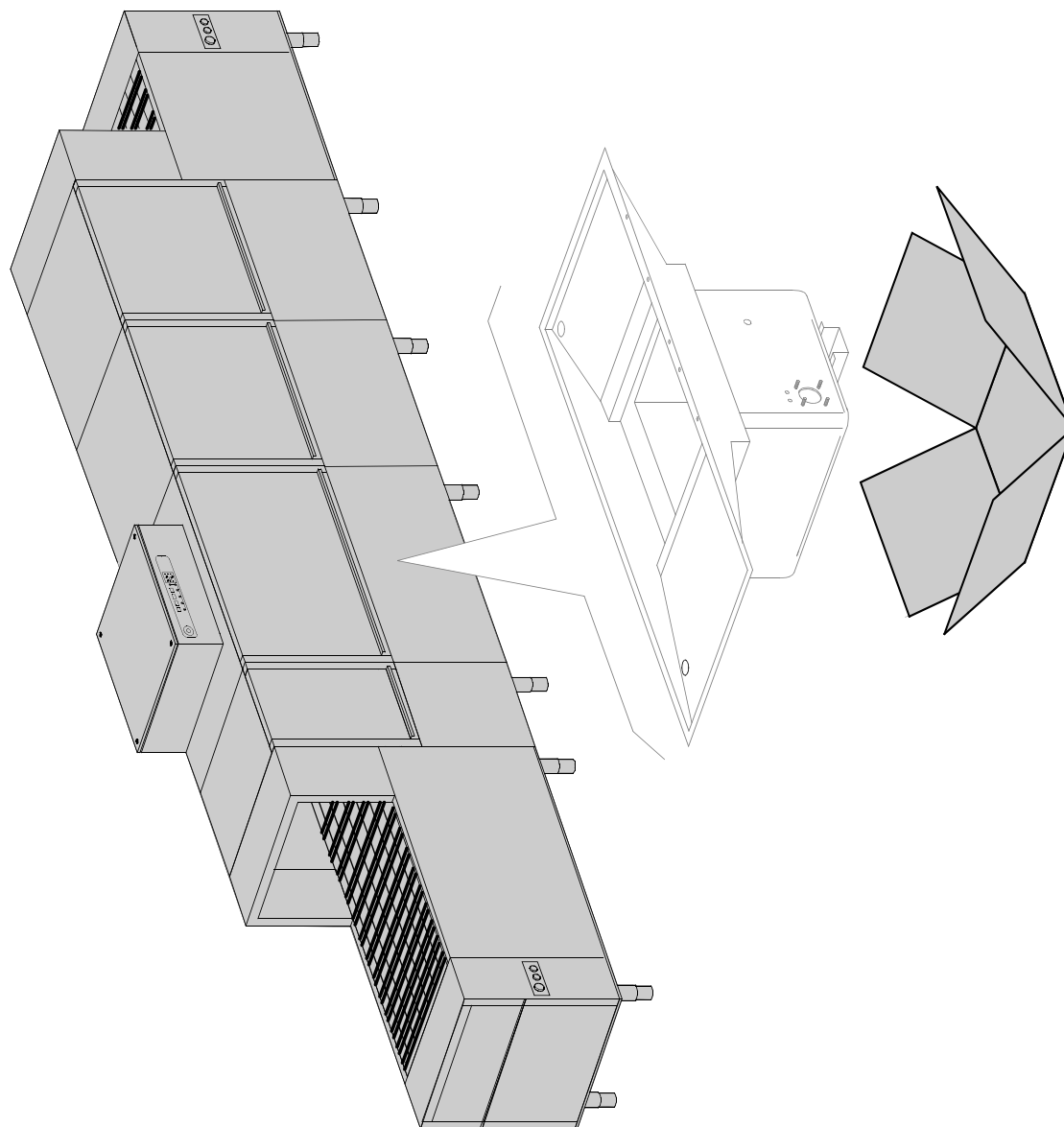
hr=HEAT RECOVERY - FC 98 / F26, hp=HEAT PUMP - FC 99 / F26 PC, sc91=STEAM CONDENSER - FC 91 / F14, sc94=SPLASH ZONE WITH CYLINDER - FC 94 / F16, d9=DRYER - FC 90, d92=DRYER - FC 90/2 - F12, d93=DRYER - FC 90/3 - F13, d94=DRYER - FC 90/4 - F12M, d95=DRYER - FC 90/5 - F13M, sz89=NEUTRAL ZONE - FC 89, cw=ADDITIONAL BOILER FOR COLD WATER SUPPLY, dvgw=DVGW VALVE SYSTEM, des=DETERGENT ECONOMIZER SYSTEM, sc93=SPLASH ZONE - FC 93 - F16/1, ti=TANKS INSULATION, ds=DOUBLE SKIN, bp=BOOSTER PUMP, sdn3=DISPENSERS SYSTEM SDN-3

A=3/N/PE~380-400V 50-60Hz, D=3/PE~200-210V 50-60Hz, F=2/PE~220-240V 50-60Hz, G=3/N/PE~415V 50-60Hz, H=3/PE~220-230V 50-60Hz, K=3/PE~380-400V 50-60Hz, L=3/PE~415V 50-60Hz, M=3/PE~440V 60Hz, P=1/N/PE~220-230V 50-60Hz, R=2/PE~220-240V 50-60Hz, U=1/N/PE~240V 50-60Hz, V=3/PE~240V 50-60Hz, W=1/N/PE~100-110V 50-60Hz

vsezip.ru

+7(812)987-08-81

36_009_e



ID	P-code	SN from	SN to	Mod.	Acces	Volt	Description
Module:Tanks insulation [250,380,420,540,600,630,780,000] - [3300,4900,5700,7200,8500]							
999	999910207		-	e	ti		Tanks insulation
							N.B.: kit suppliable only together with the machine, not after

e=ELECTRONICAL CONTROL

77=77

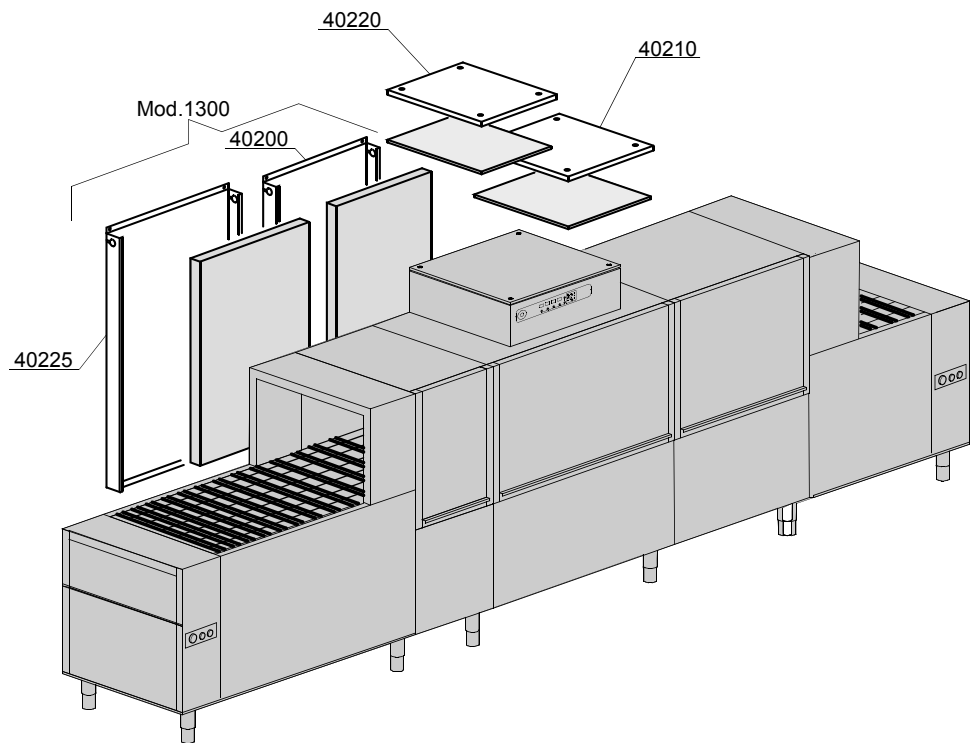
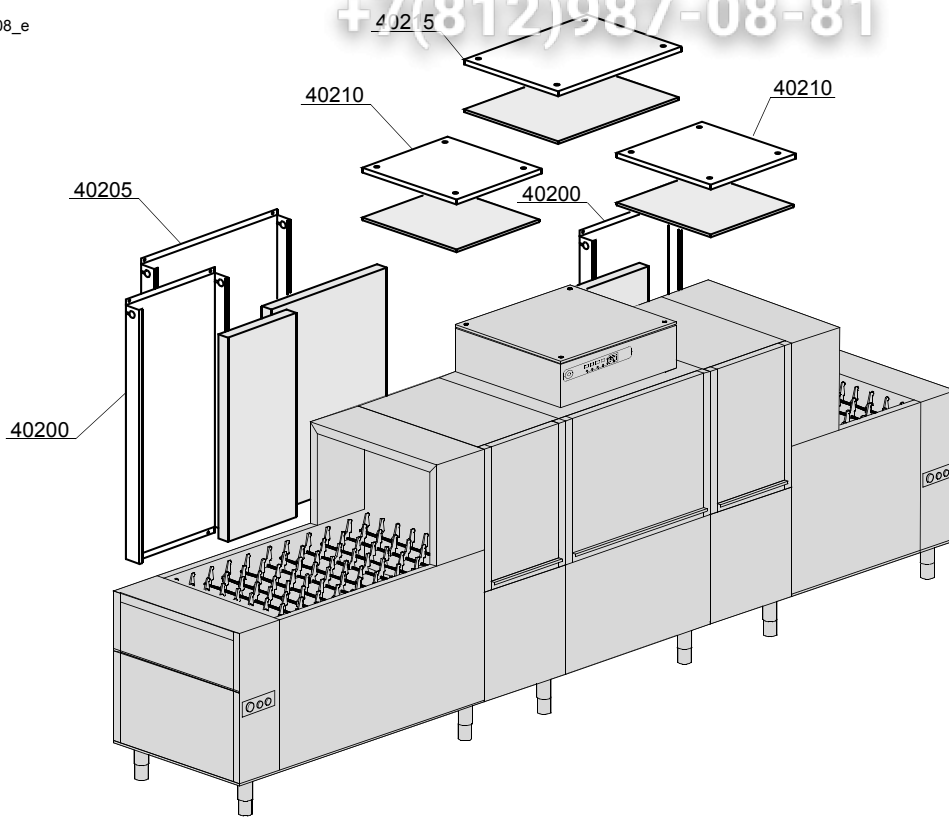
hr=HEAT RECOVERY - FC 98 / F26, hp=HEAT PUMP - FC 99 / F26 PC, sc91=STEAM CONDENSER - FC 91 / F14, sc94=SPLASH ZONE WITH CYLINDER - FC 94 / F16, d9=DRYER - FC 90, d92=DRYER - FC 90/2 - F12, d93=DRYER - FC 90/3 - F13, d94=DRYER - FC 90/4 - F12M, d95=DRYER - FC 90/5 - F13M, sz89=NEUTRAL ZONE - FC 89, cw=ADDITIONAL BOILER FOR COLD WATER SUPPLY, dvgw=DVGW VALVE SYSTEM, des=DETERGENT ECONOMIZER SYSTEM, sc93=SPLASH ZONE - FC 93 - F16/1, ti=TANKS INSULATION, ds=DOUBLE SKIN, bp=BOOSTER PUMP, sdn3=DISPENSERS SYSTEM SDN-3

A=3/N/PE~380-400V 50-60Hz, D=3/PE~200-210V 50-60Hz, F=2/PE~220-240V 50-60Hz, G=3/N/PE~415V 50-60Hz, H=3/PE~220-230V 50-60Hz, K=3/PE~380-400V 50-60Hz, L=3/PE~415V 50-60Hz, M=3/PE~440V 60Hz, P=1/N/PE~220-230V 50-60Hz, R=2/PE~220-240V 50-60Hz, U=1/N/PE~240V 50-60Hz, V=3/PE~240V 50-60Hz, W=1/N/PE~100-110V 50-60Hz

vsezip.ru

+7(812)987-08-81

37_008_e



ID	P-code	SN from	SN to	Mod.	Acces.	Volt	Description
Module: Double skin [250,380,420,540,600,680,780,900] - [330,490,570,720,900]							
40200	3060083		-	e	ds		Back panel L=600mm
40205	3060082		-	e	ds		Back panel L=900mm
40210	3060206		-	e	ds		Panel for covering L=600mm
40215	3060208		-	e	ds		Panel for covering L=900mm
40220	3009678		-	e	ds		Panel for covering L=700mm
40225	3060081		-	e	ds		Back panel L=700mm
							N.B.: kit suppliable only together with the machine, not after

e=ELECTRONICAL CONTROL

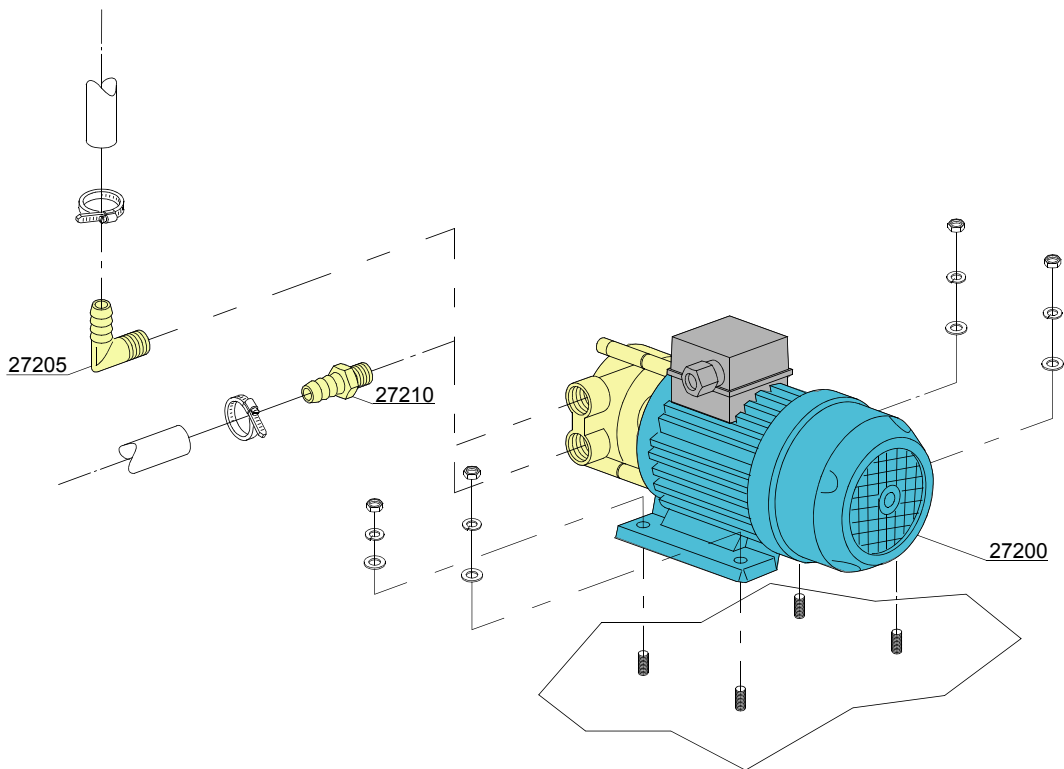
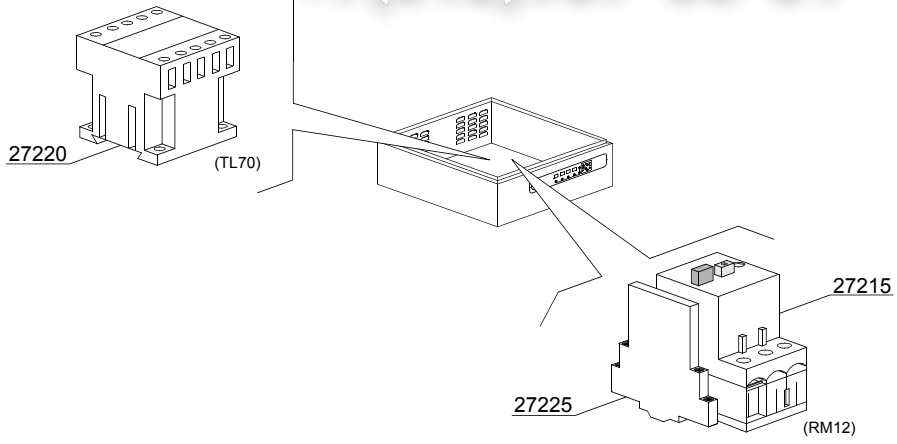
77=77

hr=HEAT RECOVERY - FC 98 / F26, hp=HEAT PUMP - FC 99 / F26 PC, sc91=STEAM CONDENSER - FC 91 / F14, sc94=SPLASH ZONE WITH CYLINDER - FC 94 / F16, d9=DRYER - FC 90, d92=DRYER - FC 90/2 - F12, d93=DRYER - FC 90/3 - F13, d94=DRYER - FC 90/4 - F12M, d95=DRYER - FC 90/5 - F13M, sz89=NEUTRAL ZONE - FC 89, cw=ADDITIONAL BOILER FOR COLD WATER SUPPLY, dvgw=DVGW VALVE SYSTEM, des=DETERGENT ECONOMIZER SYSTEM, sc93=SPLASH ZONE - FC 93 - F16/1, ti=TANKS INSULATION, ds=DOUBLE SKIN, bp=BOOSTER PUMP, sdn3=DISPENSERS SYSTEM SDN-3

A=3/N/PE~380-400V 50-60Hz, D=3/PE~200-210V 50-60Hz, F=2/PE~220-240V 50-60Hz, G=3/N/PE~415V 50-60Hz, H=3/PE~220-230V 50-60Hz, K=3/PE~380-400V 50-60Hz, L=3/PE~415V 50-60Hz, M=3/PE~440V 60Hz, P=1/N/PE~220-230V 50-60Hz, R=2/PE~220-240V 50-60Hz, U=1/N/PE~240V 50-60Hz, V=3/PE~240V 50-60Hz, W=1/N/PE~100-110V 50-60Hz

vsezip.ru

+7(812)987-08-81



38_001_e

vsezip.ru

ID	P-code	SN from	SN to	Mod	Acces.	Volt	Description
Module:Booster pump [250,380,420,540,600,680,780,900] - [3000,4900,5000,7200,9500]							
27200	15100		-		bp		Booster pump
27205	12030		-		bp		Elbow pipe fitting
27210	10221311		-		bp		Pipe fitting
27215	2000394		-		bp		Motorprotector 2,5-4A
27220	2000370		-		bp		Contactora MC9
27225	3006080		-		bp		Auxiliary contact LMS25

e=ELECTRONICAL CONTROL

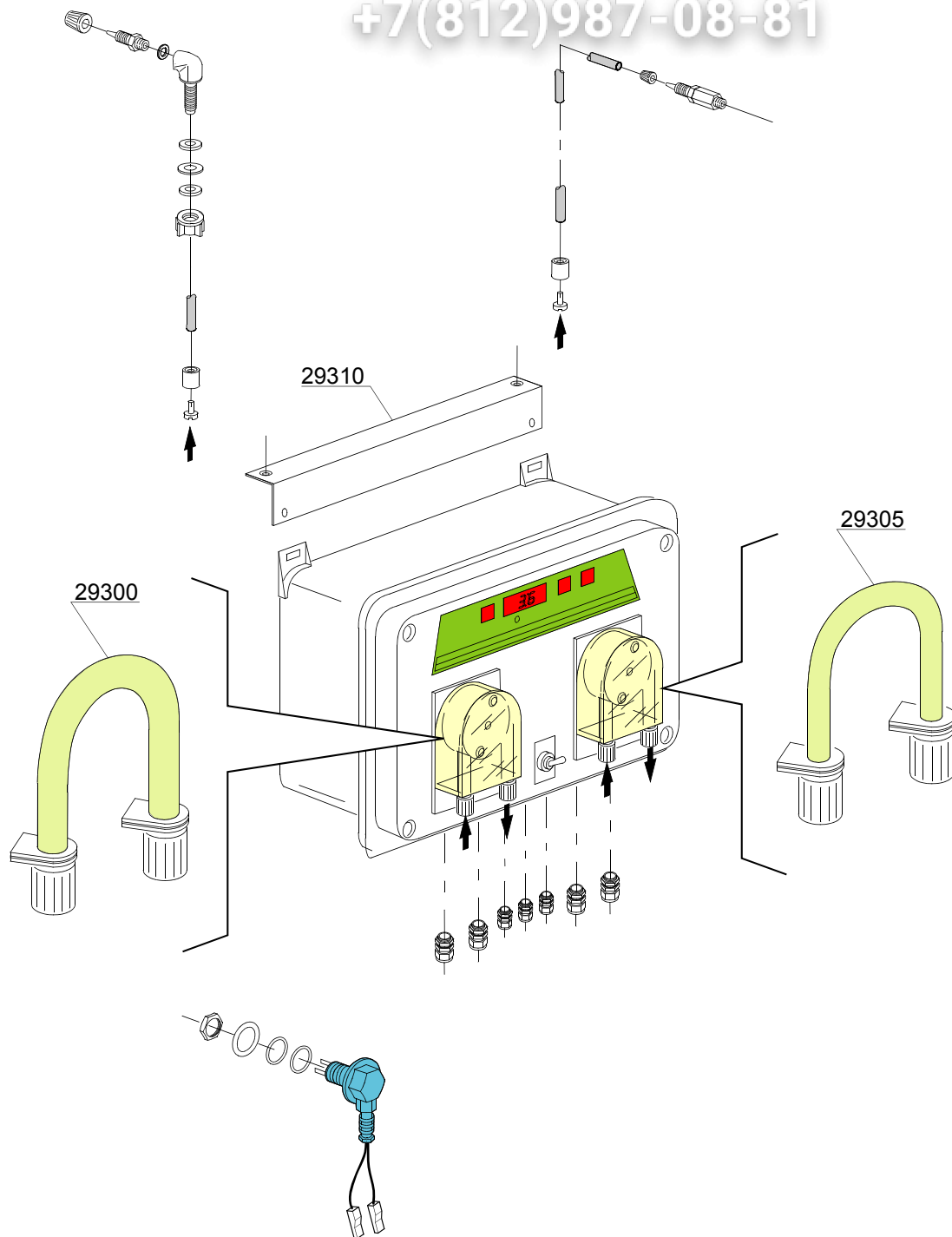
77=77

hr=HEAT RECOVERY - FC 98 / F26, hp=HEAT PUMP - FC 99 / F26 PC, sc91=STEAM CONDENSER - FC 91 / F14, sc94=SPLASH ZONE WITH CYLINDER - FC 94 / F16, d9=DRYER - FC 90, d92=DRYER - FC 90/2 - F12, d93=DRYER - FC 90/3 - F13, d94=DRYER - FC 90/4 - F12M, d95=DRYER - FC 90/5 - F13M, sz89=NEUTRAL ZONE - FC 89, cw=ADDITIONAL BOILER FOR COLD WATER SUPPLY, dvgw=DVGW VALVE SYSTEM, des=DETERGENT ECONOMIZER SYSTEM, sc93=SPLASH ZONE - FC 93 - F16/1, ti=TANKS INSULATION, ds=DOUBLE SKIN, bp=BOOSTER PUMP, sdn3=DISPENSERS SYSTEM SDN-3

A=3/N/PE~380-400V 50-60Hz, D=3/PE~200-210V 50-60Hz, F=2/PE~220-240V 50-60Hz, G=3/N/PE~415V 50-60Hz, H=3/PE~220-230V 50-60Hz, K=3/PE~380-400V 50-60Hz, L=3/PE~415V 50-60Hz, M=3/PE~440V 60Hz, P=1/N/PE~220-230V 50-60Hz, R=2/PE~220-240V 50-60Hz, U=1/N/PE~240V 50-60Hz, V=3/PE~240V 50-60Hz, W=1/N/PE~100-110V 50-60Hz

vsezip.ru

+7(812)987-08-81



39_001_e

vsezip.ru

ID	P-code	SN from	SN to	Mod.	Acces.	Volt	Description
Module: Dispensers SDN-3 [250,380,420,540,600,680,780,900] [3300,400,5700,5200,9500]							
	15181		-		sdn3		Dispensers assembly SDN-3
29300	15185		-		sdn3		Pipe fitting for detergent dispenser
29305	15186		-		sdn3		Pipe fitting for rinse dispenser
29310	3009669		-		sdn3		Dispensers assembly SDN-3 support

e=ELECTRONICAL CONTROL

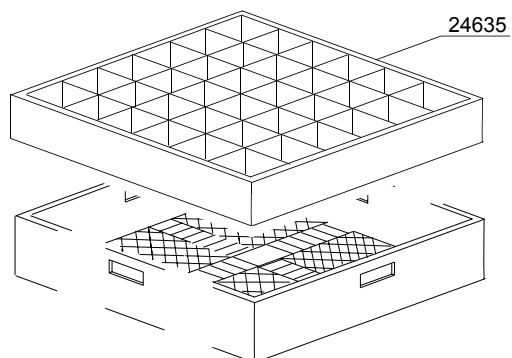
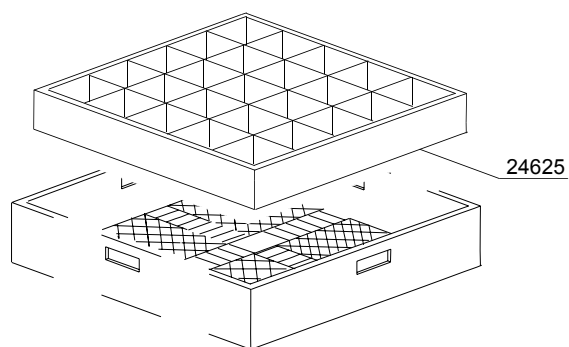
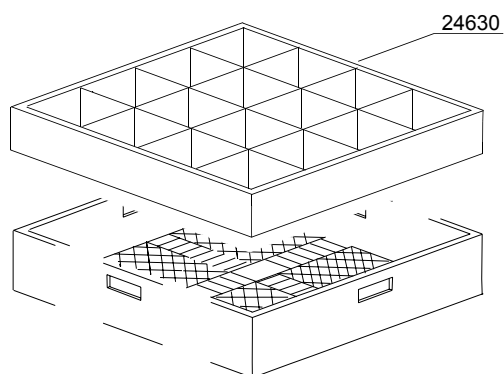
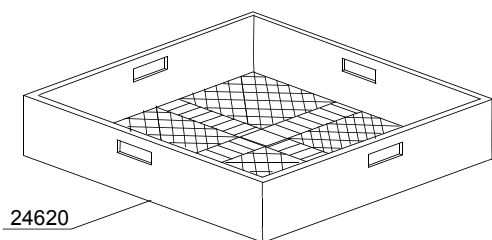

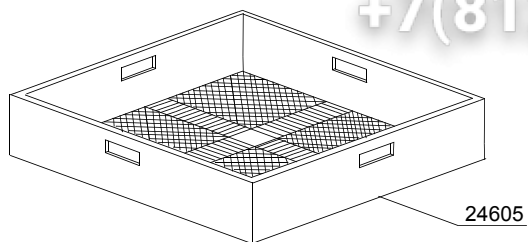
77=77

hr=HEAT RECOVERY - FC 98 / F26, hp=HEAT PUMP - FC 99 / F26 PC, sc91=STEAM CONDENSER - FC 91 / F14, sc94=SPLASH ZONE WITH CYLINDER - FC 94 / F16, d9=DRYER - FC 90, d92=DRYER - FC 90/2 - F12, d93=DRYER - FC 90/3 - F13, d94=DRYER - FC 90/4 - F12M, d95=DRYER - FC 90/5 - F13M, sz89=NEUTRAL ZONE - FC 89, cw=ADDITIONAL BOILER FOR COLD WATER SUPPLY, dvgw=DVGW VALVE SYSTEM, des=DETERGENT ECONOMIZER SYSTEM, sc93=SPLASH ZONE - FC 93 - F16/1, ti=TANKS INSULATION, ds=DOUBLE SKIN, bp=BOOSTER PUMP, sdn3=DISPENSERS SYSTEM SDN-3

A=3/N/PE~380-400V 50-60Hz, D=3/PE~200-210V 50-60Hz, F=2/PE~220-240V 50-60Hz, G=3/N/PE~415V 50-60Hz, H=3/PE~220-230V 50-60Hz, K=3/PE~380-400V 50-60Hz, L=3/PE~415V 50-60Hz, M=3/PE~440V 60Hz, P=1/N/PE~220-230V 50-60Hz, R=2/PE~220-240V 50-60Hz, U=1/N/PE~240V 50-60Hz, V=3/PE~240V 50-60Hz, W=1/N/PE~100-110V 50-60Hz

vsezip.ru

+7(812)987-08-81



00_001_e

vsezip.ru

ID	P-code	SN from	SN to	Mod	Acces.	Volt	Description
Module:Baskets [250,380,420,540,600,680,780,900] - [3300,4900,5700,7200,9500]							
24605	C41		-				Tight mesh conveyor basket for cutlery
24610	C47		-				Small 8 place cutlery basket
24620	C44		-				Mod.07 universal conveyor basket
24625	C112		-				5x5 vertical glass conveyor basket
24630	C113		-				4x4 vertical glass conveyor basket
24635	C114		-				6x6 vertical glass conveyor basket

e=ELECTRONICAL CONTROL

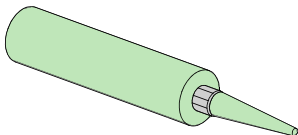
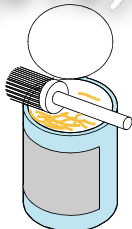
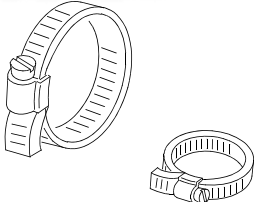
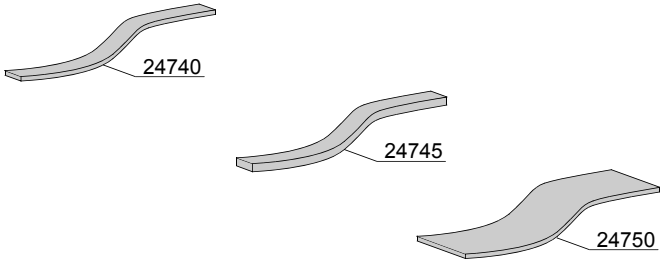
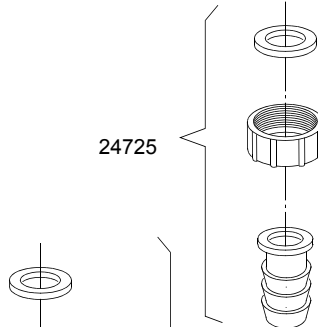
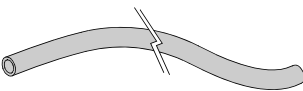
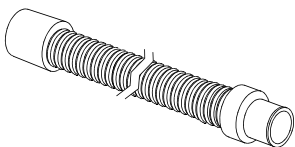
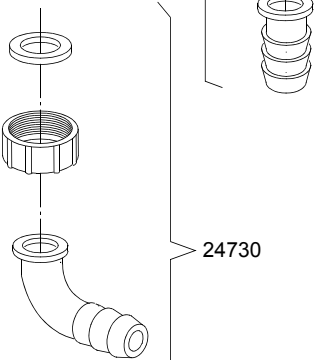
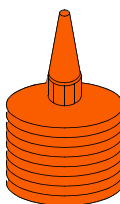
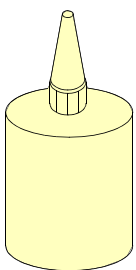
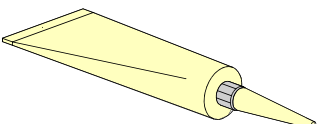
77=77

hr=HEAT RECOVERY - FC 98 / F26, hp=HEAT PUMP - FC 99 / F26 PC, sc91=STEAM CONDENSER - FC 91 / F14, sc94=SPLASH ZONE WITH CYLINDER - FC 94 / F16, d9=DRYER - FC 90, d92=DRYER - FC 90/2 - F12, d93=DRYER - FC 90/3 - F13, d94=DRYER - FC 90/4 - F12M, d95=DRYER - FC 90/5 - F13M, sz89=NEUTRAL ZONE - FC 89, cw=ADDITIONAL BOILER FOR COLD WATER SUPPLY, dvgw=DVGW VALVE SYSTEM, des=DETERGENT ECONOMIZER SYSTEM, sc93=SPLASH ZONE - FC 93 - F16/1, ti=TANKS INSULATION, ds=DOUBLE SKIN, bp=BOOSTER PUMP, sdn3=DISPENSERS SYSTEM SDN-3

A=3/N/PE~380-400V 50-60Hz, D=3/PE~200-210V 50-60Hz, F=2/PE~220-240V 50-60Hz, G=3/N/PE~415V 50-60Hz, H=3/PE~220-230V 50-60Hz, K=3/PE~380-400V 50-60Hz, L=3/PE~415V 50-60Hz, M=3/PE~440V 60Hz, P=1/N/PE~220-230V 50-60Hz, R=2/PE~220-240V 50-60Hz, U=1/N/PE~240V 50-60Hz, V=3/PE~240V 50-60Hz, W=1/N/PE~100-110V 50-60Hz

vsezip.ru

+7(812)987-08-81

 <p>24700</p>	 <p>24705</p>	 <p>24760</p>
 <p>24740</p> <p>24745</p> <p>24750</p>		 <p>24725</p> <p>24730</p>
 <p>24755</p>	 <p>24735</p>	 <p>24730</p>
 <p>24765</p>	 <p>24770</p>	 <p>24775</p>

ID	P-code	SN from	SN to	Mod.	Acces.	Volt	Description
Module: Accessory [250,380,420,540,600,680,780,900] - [330,04900,5700,200,950,0]							
24700	---		-				Silicone UNI 9610 - UNI 9611
24705	---		-				Grease for high temperatures CCIAA 629224
24705	---		-				Grease for food - Loctite 8104 Cat. N° 26560
24725	15613/A		-				Fitting exauster
24730	15613		-				1" 1/4x30 nylon elbow
24735	10727		-				Exauster pipe Ø 24mm
24735	10200112		-				Exauster pipe Ø 32mm
24740	15750		-				20x2 self-stick mousse
24745	15751		-				20x4 self-stick mousse
24750	15752		-				60x2 self-stick mousse
24755	2907350		-				Flexible pipe EPDM Ø12
24755	2907352		-				Flexible pipe EPDM Ø12 - WRAS
24755	2907353		-				Flexible pipe EPDM Ø12
24760	2902050		-				Steel hose clamp 15/24
24760	11806		-				Steel hose clamp 25/40
24760	11810		-				Steel hose clamp 40/60
24760	11824		-				Steel hose clamp 50/70
24760	2902491		-				Steel hose clamp 60/80
24765	---		-				-50°C +150°C threads dope
24770	---		-				Loctite 542 Cat.N° 54246 - DIN-DVGW 86.02 e 125
24770	---		-				Loctite 243 Cat.N° 18937 - 19386
24775	---		-				Loctite 511 Cat.N° 24003 - DIN-DVGW 86.01 e 125
24775	---		-				Loctite 577 Cat.N° 25392

e=ELECTRONICAL CONTROL

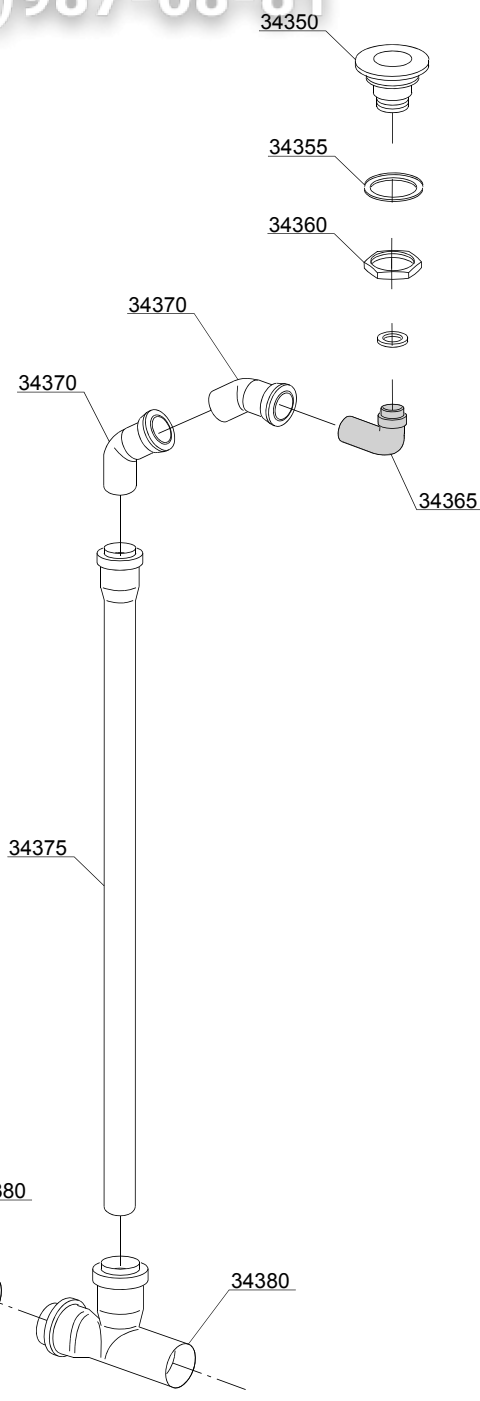
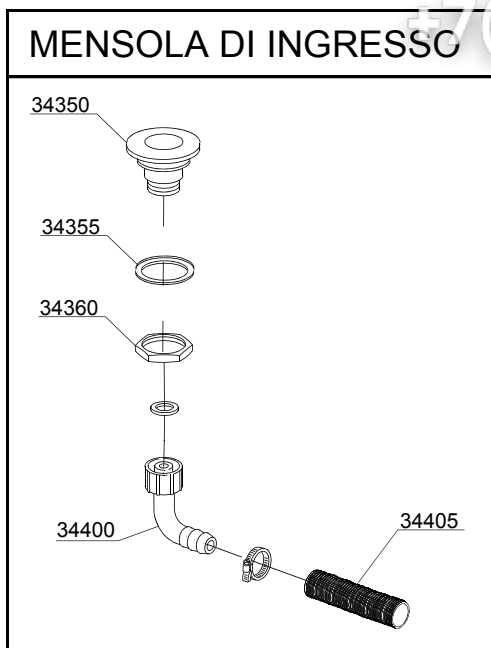
77=77

hr=HEAT RECOVERY - FC 98 / F26, hp=HEAT PUMP - FC 99 / F26 PC, sc91=STEAM CONDENSER - FC 91 / F14, sc94=SPLASH ZONE WITH CYLINDER - FC 94 / F16, d9=DRYER - FC 90, d92=DRYER - FC 90/2 - F12, d93=DRYER - FC 90/3 - F13, d94=DRYER - FC 90/4 - F12M, d95=DRYER - FC 90/5 - F13M, sz89=NEUTRAL ZONE - FC 89, cw=ADDITIONAL BOILER FOR COLD WATER SUPPLY, dvgw=DVGW VALVE SYSTEM, des=DETERGENT ECONOMIZER SYSTEM, sc93=SPLASH ZONE - FC 93 - F16/1, ti=TANKS INSULATION, ds=DOUBLE SKIN, bp=BOOSTER PUMP, sdn3=DISPENSERS SYSTEM SDN-3

A=3/N/PE~380-400V 50-60Hz, D=3/PE~200-210V 50-60Hz, F=2/PE~220-240V 50-60Hz, G=3/N/PE~415V 50-60Hz, H=3/PE~220-230V 50-60Hz, K=3/PE~380-400V 50-60Hz, L=3/PE~415V 50-60Hz, M=3/PE~440V 60Hz, P=1/N/PE~220-230V 50-60Hz, R=2/PE~220-240V 50-60Hz, U=1/N/PE~240V 50-60Hz, V=3/PE~240V 50-60Hz, W=1/N/PE~100-110V 50-60Hz

vsezip.ru

+7(812)987-08-81



MENSOLA DI USCITA

ID	P-code	SN from	SN to	Mod	Acces.	Volt	Description
Module: Centralized drainage components [250,380,420,540,600,680,780,900] - [3300,4000,5700,7200,9500]							
34350	3060136		-				Floor drain
34355	10200173		-				Gasket 75x58x2
34360	10200114		-				Floor drain nut
34365	3060174		-				Curve
34370	3060248		-				Curve 30° (PP)
34375	3060250		-				Tube HTDM 40/1 (PP)
34380	3060176		-				Pipe fitting TI (PP) F/F/M 40
34385	3060249		-				Reduction Ø 40/25
34390	3060174		-				Curve
34395	10727		-				Exauster pipe Ø 24mm
34400	15613		-				1" 1/4x30 nylon elbow
34405	3020115		-				Horizontal transfer "RADIO" Ø 32 L=120mm

e=ELECTRONICAL CONTROL

77=77

hr=HEAT RECOVERY - FC 98 / F26, hp=HEAT PUMP - FC 99 / F26 PC, sc91=STEAM CONDENSER - FC 91 / F14, sc94=SPLASH ZONE WITH CYLINDER - FC 94 / F16, d9=DRYER - FC 90, d92=DRYER - FC 90/2 - F12, d93=DRYER - FC 90/3 - F13, d94=DRYER - FC 90/4 - F12M, d95=DRYER - FC 90/5 - F13M, sz89=NEUTRAL ZONE - FC 89, cw=ADDITIONAL BOILER FOR COLD WATER SUPPLY, dvgw=DVGW VALVE SYSTEM, des=DETERGENT ECONOMIZER SYSTEM, sc93=SPLASH ZONE - FC 93 - F16/1, ti=TANKS INSULATION, ds=DOUBLE SKIN, bp=BOOSTER PUMP, sdn3=DISPENSERS SYSTEM SDN-3

A=3/N/PE~380-400V 50-60Hz, D=3/PE~200-210V 50-60Hz, F=2/PE~220-240V 50-60Hz, G=3/N/PE~415V 50-60Hz, H=3/PE~220-230V 50-60Hz, K=3/PE~380-400V 50-60Hz, L=3/PE~415V 50-60Hz, M=3/PE~440V 60Hz, P=1/N/PE~220-230V 50-60Hz, R=2/PE~220-240V 50-60Hz, U=1/N/PE~240V 50-60Hz, V=3/PE~240V 50-60Hz, W=1/N/PE~100-110V 50-60Hz