



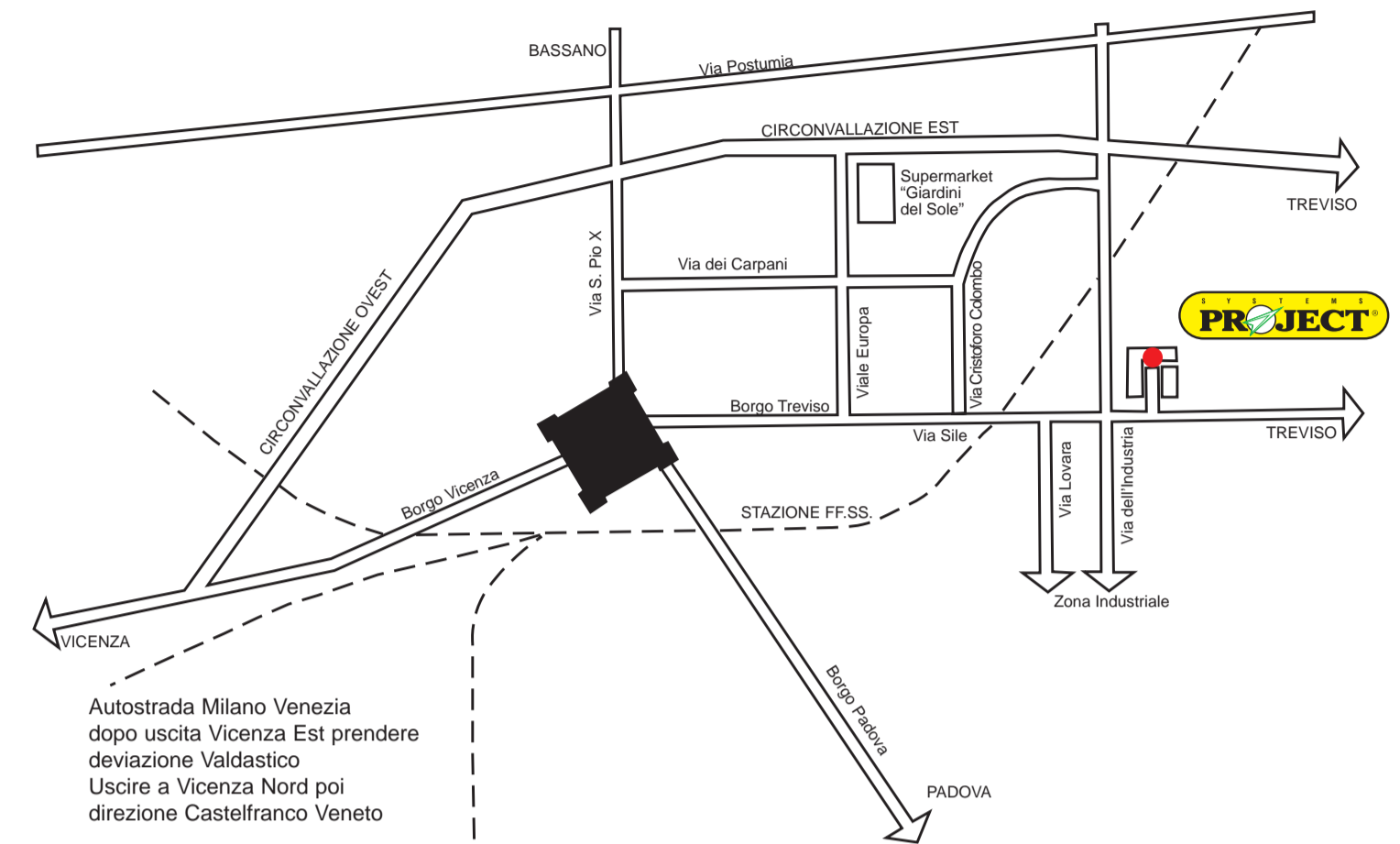

 CAMBIATE IN PROJECT SYSTEMS; È IL MARCHIO CHE VI MERITATE  
 CHANGE INTO PROJECT SYSTEMS; THIS IS THE WAREHOUSE THAT YOU DESERVE  
 CHANGEZ EN PROJECT SYSTEMS; C'EST L'ENTREPOT QUE VOUS MERITEZ  
 GEHEN SIE ZUR PROJECT SYSTEMS; SIE HABEN DAS LAGER, DAS SIE VERDIENEN  
 CAMBIAT A PROJECT SYSTEMS; ESTE ES EL ALMACEN QUE VOS MERECEIS



PROJECT SYSTEMS - via Sile 37 - 31033 CASTELFRANCO VENETO (TV)  
 Tel ++39 0423 722714 - ++39 0423 722545 fax ++39 0423 722545  
 e-mail project@projectsystems.it - www.projectsystems.it

Come raggiungerci  
 How to find us  
 Voilà comment nous trouver  
 So finden Sie uns  
 Aquí tiene las instrucciones para encontrarnos

Per fortuna ci ha pensato Project Systems  
 What luck that Project Systems took care of it  
 Heureusement Project Systems s'en est occupé  
 Ein glück, daß Project Sistems dafür gesorgt hat  
 Por suerte Project Systems lo ha pensado



**serie T**  
**T 50**  
**T 80**

**CATALOGO RICAMBI**  
**SPARE PARTS LIST**  
**CATALOGUE PIÈCES DÉTACHÉES**  
**ERSATZTEILE KATALOG**  
**CATALOGO REPUESTOS**

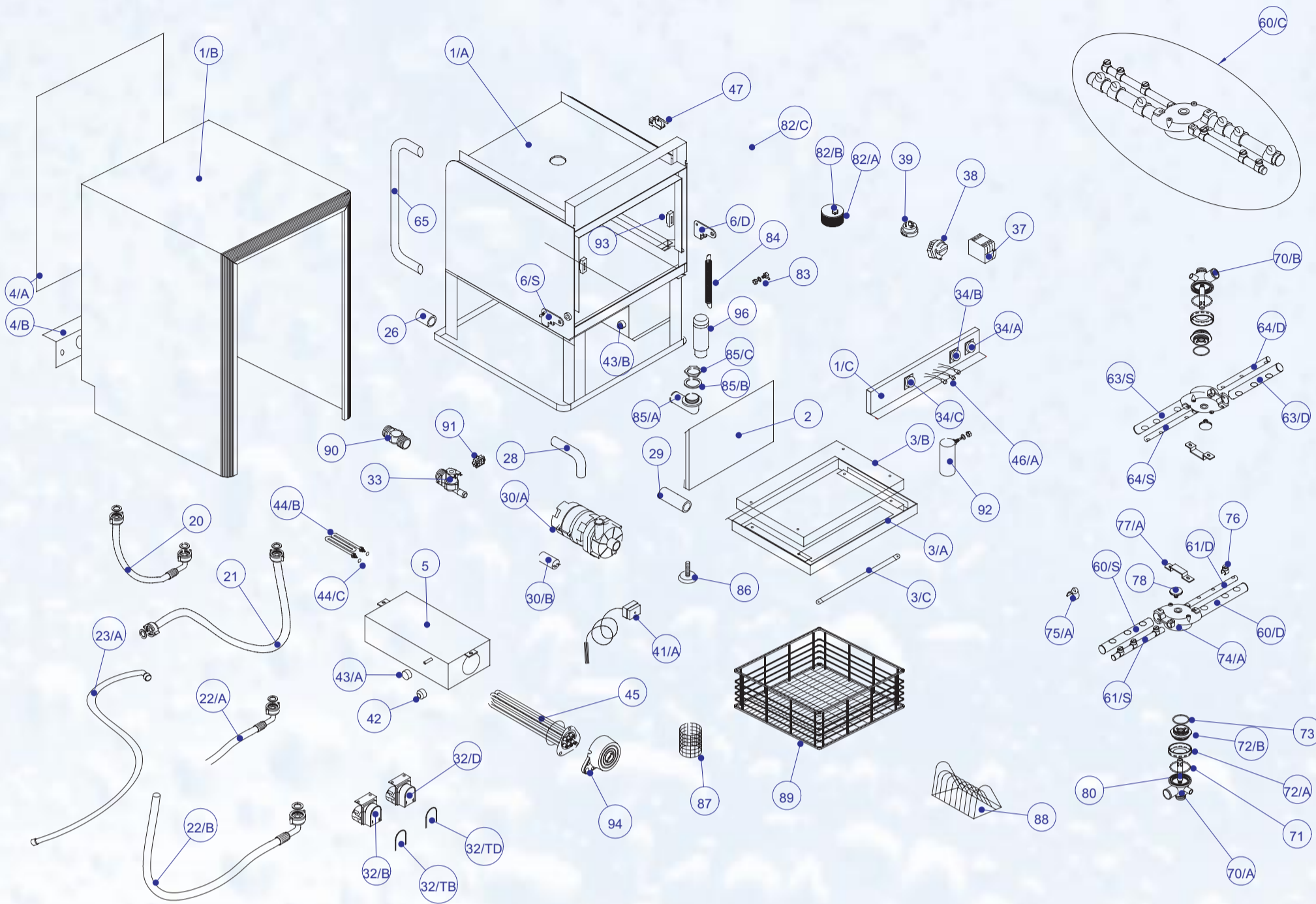
IL VOSTRO MAGAZZINO OGGI??  
 YOUR WAREHOUSE TODAY??  
 VOTRE ENTREPOT AUJOURD'HUI??  
 IHR LAGER HEUTE??  
 COMO ES SU ALMACEN ACTUALMENTE



**ECCO I VOSTRI RICAMBI PER 6 GAMME DI MACCHINE CON 28 MODELLI BASE ...**  
**HERE ARE YOUR SPARE PARTS FOR 6 RANGES OF MACHINES WITH 28 STANDARD MODELS ...**  
**VOILÀ VOS PIÈCES DÉTACHÉES POUR 6 GAMMES DE MACHINES AVEC 28 MODELES STANDARD ...**  
**HIER SIND IRE ERSATZTEILE FÜR 6 MASCHINEN LINIEN MIT 28 GRUNDMODELLE ...**  
**AQUI TENEIS LOS REPUESTOS PARA 6 GAMAS DE MAQUINAS CON 28 MODELOS BASE ...**



**serie T 35 - 35/S - 40 - 50 - 80**



- **KIT RICAMBI CONSIGLIATI**
- **ADVISE SPARE PARTS KIT**
- **KIT PIÈCES DÉTACHÉES CONSEILLÉES**
- **EMPTOHLNEN SET ERSATZTEILE**
- **KIT RECAMBIOS ACONSEJADOS**

		<b>SERIE T</b>				
POSIZ.	DESCRIPCIÓN	T 35 CODICE	T 35S CODICE	T 40 CODICE	T 50 CODICE	T 80 CODICE
1/A	MUEBLE COMPLETO	90000	90000-S	100000	110000	110000
1/B	CUERPO DE MUEBLE	90002	90002-S	100002	110002	110002
1/C	PANEL DE MANDOS	30941	30941	40940	50940	50940
1/D	BASE					
2	PANEL BAJO PUERTA	30004	30004-S	40004	50004	50004
3/A	PUERTA	30130	30130-S	40130	50130	50130
3/B	CONTRAPUERTA	30140	30140-S	40140	50140	50140
3/C	TIRADOR	17230	17230	17230	17230	17230
4/A	PANEL POSTERIOR	90006	90006-S	100006	110006	110006
4/B	CIERRE PANEL POSTERIOR	90007	90007	100007	110007	110007
4/D	PANEL LATERAL DERECHO					
4/S	PANEL LATERAL IZQUIERDO					
5	CALDERIN	90930	90930	90930	90930	90930
6	BISAGRA PUERTA	17900 DX	17900 DX	17900 DX	17900 DX	17900 DX
6/D	BISAGRA DERECHA COMPLETA	17900 DX	17900 DX	17900 DX	17900 DX	17900 DX
6/S	BISAGRA IZQUIERDA COMPLETA	17900 SX	17900 SX	17900 SX	17900 SX	17900 SX
20	MANGUITO CON VALVULA ANTI-RETORNO	30762	30762	30763	30764	30764
21	MANGUITO DE CARGA DE AGUA	30760	30760	30760	30760	30760
22/A	TUBO ASPIRACION BOMBA DE ACLARADO	23020	23020	23020	23020	23020
22/B	MANGUITO SUPERIOR DE ACLARADO	30765	30765	30766	30767	30767
23/A	MANGUITO DE DESAGÜE	30770	30770	30770	30770	30770
23/B	TUBO BOMBA DESAGÜE					
24	MANGUITO RACOR 3/4 LAVADO SUPERIOR					
25	RACOR Y LAVADO SUPERIOR					
26	TUBO ASPIRACION BOMBA DESAGÜE					
28	MANGUITO DE IMPULSION BOMBA DE LAVADO	23036	23036	23036	23036	23036
29	MANGUITO ASPIRACION BOMBA DE LAVADO	23019	23019	23019	23019	23019
30/A	BOMBA LAVADO	40647	40647	40647	50650	40647
30/B	CONDENSADOR PARA BOMBA LAVADO	40645	40645	40645	50645	50645
32/B	DOSIFICADOR ABRILLANTADOR	30683	30683	30683	30683	30683
32/D	DOSIFICADOR DETERGENTE	30673	30673	30673	30673	30673
32/TB	TUBO DE RECARGA DOSIFICADOR ABRILLANTADOR	23063	23063	23063	23063	23063
32/TD	TUBO DE RECARGA DOSIFICADOR DETERGENTE	23062	23062	23062	23062	23062
33	ELECTROVALVULA	30600	30600	30600	30600	30600
34/A	PULSADOR MARCHA LAVADO (START)	30422	30422	30422	30422	30422
34/B	PULSADOR DESAGÜE					
34/C	INTERRUPTOR ON/OFF	30423	30423	30423	30423	30423
34/D	INTERRUPTOR LAVADO CONTINUADO					
35	ABRAZADERA 12 POLOS					
36/A	ZOCALO DE OCHO CLEMAS					
36/B	TIMER 60"					
37/A	TELERUPTOR 25 A				30525	30525
37/B	TELERUPTOR 32 A					
38	PROGRAMADOR CICLO	30450	30450	30450	30450	30450
39	PRESOSTATO	30530	30530	30530	30530	30530
40	BOMBA DESAGÜE					
41/A	TERMOSTATO CON SONDA	30510	30510	30510	30510	30510
41/C	TERMOSTATO CON PASTILLA					
42	TERMOSTATO DE SEGURIDAD	30517	30517	30517	30517	30517
43/A	TERMOSTATO FIJO 80°					
43/B	TERMOSTATO FIJO 60°	30518	30518	30518	30518	30518
44/A	RESISTENCIA CUBA 100W					
44/B	RESISTENCIA 1500W	60645	60645	60645	60645	60645
44/C	ANILLO TORICO PARA RESISTENCIA CUBA	18030	18030	18030	18030	18030
45	RESISTENCIA CALDERIN 230 V 3 KW	60640 N	60640 N	60640 N	60640 N	60640 N
	RESISTENCIA CALDERIN 400 V 4 KW TRIFASICO				50640	50640
	RESISTENCIA CALDERIN 400 V 6 KW TRIFASICO				50640	50640
	RESISTENCIA CALDERIN 400 V 8 KW TRIFASICO				50644	50644
46/A	TESTIGO LUMINOSO VERDE	30435	30435	30435	30435	30435
46/B	TESTIGO LUMINOSO ROJO					
47	MICROINTERRUPTOR PUERTA	30610	30610	30610	30610	30610

		<b>SERIE T</b>				
POSIZ.	DESCRIPCIÓN	T 35 CODICE	T 35S CODICE	T 40 CODICE	T 50 CODICE	T 80 CODICE
49/A	PORTAFUSIBLES TRIPOLAR					
49/B	FUSIBLE 16 A					
60/B	GRUPO LAVADO-ACLARADO COMPLETO	30950P	30950P	40950P	50950P	50950P
60/C	GRUPO ACLARADO SUPERIOR COMPLETO					
60/S	TUBO LAVADO INFERIOR IZQUIERDO	30380	30380	40380	50380	50380
60/D	TUBO LAVADO INFERIOR DERECHO	30370	30370	40370	50370	50370
61/S	TUBO ACLARADO INFERIOR IZQUIERDO	30400	30400	40400	50390	50390
61/D	TUBO ACLARADO INFERIOR DERECHO	30390	30390	40390	50400	50400
62/S	TUBO ACLARADO SUPERIOR IZQUIERDO					
62/D	TUBO ACLARADO SUPERIOR DERECHO					
63/S	TUBO LAVADO SUPERIOR IZQUIERDO	30380	30380	40380	50380	50380
63/D	TUBO LAVADO SUPERIOR DERECHO	30370	30370	40370	50370	50370
64/S	TUBO ACLARADO SUPERIOR IZQUIERDO	30400	30400	40400	50390	50390
64/D	TUBO ACLARADO SUPERIOR DERECHO	30390	30390	40390	50400	50400
65	TUBO DE IMPULSO LAVADO SUPERIOR	30120	30120 S	40120	50120	50120
66	RACOR VENTURI PARA DESAGÜE SERIE P					
70/A	DISTRIBUIDOR LAVADO ACLARADO INF	20018B	20018B	20018B	20018B	20018B
70/B	DISTRIBUIDOR LAVADO ACLARADO SUPERIOR	20018C	20018C	20018C	20018C	20018C
71	ANILLO TORICO PARA GRUPO DE LAVADO	18025	18025	18025	18025	18025
72/A	GUÍA DE FIJACION GRUPO LAVADO	20135P	20135P	20135P	20135P	20135P
72/B	GUÍA DE RETENCION GRUPO LAVADO	20017	20017	20017	20017	20017
73	ANILLA DE SUJECCION DEL GRUPO LAVADO	20016	20016	20016	20016	20016
74/A	VOLANTE DE LAVADO 2 VIAS PARALELO	20015	20015	20015	20015	20015
74/B	VOLANTE DE LAVADO SUPERIOR					
75/A	DIFUSOR DE LAVADO	20049	20049	20049	20049	20049
75/B	DIFUSOR DE LAVADO SUPERIOR FIJO					
76	DIFUSOR DE ACLARADO	17025	17025	17025	17025	17025
77/A	OMEGA PARA VOLANTE DE LAVADO	20014	20014	20014	20014	20014
77/B	OMEGA PARA VOLANTE ACLARADO	20013	20013	20013	20013	20013
78	ARANDELA LATON NIQUELADA M8	17180	17180	17180	17180	17180
79/A	TORRETA ACLARADO SUPERIOR					
79/B	ANILLO TORICO 2018 (103) SIL	18005	18005	18005	18005	18005
79/C	GUARNICION 3/4 AGUA	19050	19050	19050	19050	19050
80	ARBOL INOX PARA GRUPO LAVADO	17045	17045	17045	17045	17045
81	Y PRESOSTATOS					
82/A	FILTRO BOMBA COMPLETA	15905	15905	15905	15910	15910
82/B	TUERCA MARIPOSA PARA FILTRO BOMBA	120480	120480	120480	120480	120480
82/C	FILTRO CUBA				80010	80010
82/D	CUBRE RESISTENCIA CUBA				80011	80011
83	INYECTOR DETERGENTE	16920	16920	16920	16920	16920
84	MUELLE PUERTA	15080	15080	15080	15080	15080
85/A	CODO ASPIRACION/DESAGÜE	20090	20090	20090	20090	20090
85/B	GUARNICION CODO DESAGÜE	19000	19000	19000	19000	19000
85/C	TUERCA SUJECCION CODO DE DESAGÜE	17060	17060	17060	17060	17060
86	PIE	15135	15135	15135	15135	15135
87	PORTA CUCHARILLAS	30750	30750	30750	30750	30750
88	PORTA PLATTOS	30740	30740	30740	30740	30740
89/A	CESTO VASOS	C0001	C0001	C0003	C0005	C0005
89/B	CESTO PLATOS				C0011	C0011
90	VALVULA ANTI RETORNO	30603	30603	30603	30603	30603
91	FLUACION CABLE	60590	60590	60590	60590	60590
92	JAUJA DE AIRE COMPLETA	20100	20100	20100	20100	20100
93	ELEMENTO DE BLOQUEO GUÍA PUERTA	20150	20150	20150	20150	20150
94	PROTECCION ENLACES DE LA RESISTENCIA	20155	20155	20155	20155	20155
95	RACOR PARA LAVADO SUPERIOR					
96/A	TAPON TUBO LAVADO					
96/B	ANILLO TORICO TAPON TUBO DE LAVADO					
96/C	TAPON TUBO ACLARADO					
96/D	ANILLO TORICO TAPON TUBO DE DESAGÜE					
97	DEMASIADO LLENO	100790	100790	100790	80790	80790
99	CIERRE PUERTA COMPLETA					



Зип Общепит

vsezip.ru

+7(812)987-08-81

POSIZ.	DESCRIZIONE
1/A	CASSONE COMPLETO
1/B	CAMICIA INOX
1/C	PANNELLO DI COMANDO
1/D	BASAMENTO INOX
2	PANNELLO SOTTOPORTA
3/A	PORTA
3/B	CONTROPORTA
3/C	MANIGLIA PORTA INOX
4/A	PANNELLO POSTERIORE
4/B	CHIUSURA PANN. POST.
4/D	PANNELLO LATERALE DESTRO
4/S	PANNELLO LATERALE SINISTRO
5	BOILER (SENZA RESISTENZA)
6	CERNIERA PORTA
6/D	CERNIERA DESTRA COMPLETA
6/S	CERNIERA SINISTRA COMPLETA
20	CANNA CARICO VALVOLA NON RITORNO
21	CANNA CARICO ACQUA
22/A	CANNA RISCIACCUO INFERIORE
22/B	CANNA RISCIACCUO SUPERIORE
23/A	CANNA DI SCARICO
23/B	TUBO POMPA SCARICO
24	CANNA RACCORDO "3/4" LAV. SUP.
25	RACCORDO Y LAVAGGIO SUP.
26	TUBO ASPIRAZIONE POMPA SCARICO
28	MANICOTTO MANDATA LAVAGGIO INFERIORE
29	MANICOTTO ASPIRAZIONE LAVAGGIO
30/A	POMPA LAVAGGIO
30/B	CONDENSATORE PER POMPA LAV.
32/B	DOSATORE BRILLANTANTE
32/D	DOSATORE DETERSIVO
32/TB	TUBO RIC. DOS. BRILLANTANTE
32/TD	TUBO RIC. DOS. DETERSIVO
33	ELETTROVALVOLA 90°
34/A	PULSANTE START
34/B	PULSANTE SCARICO
34/C	INTERRUTTORE ON/OFF
34/D	INTERRUTTORE LAV. CONTINUO
35	MORSETTIERA 12 POLI
36/A	ZOCCOLO OCTAL
36/B	TIMER 60"
37/A	TELERUTTORE 25 A
37/B	TELERUTTORE 32 A
38	PROGRAMMATORE CICLO
39	PRESSOSTATO
40	POMPA SCARICO PROJECT
41/A	TERMOSTATO CON SONDA
41/C	TERMOSTATO CON PASTIGLIA
42	TERMOSTATO DI SICUREZZA 120 °C
43/A	TERMOSTATO FISSO 80 °C BOILER
43/B	TERMOSTATO FISSO 60 °C VASCA
44/A	RESISTENZA VASCA 100W
44/B	RESISTENZA 1500W
44/C	OR PER RESISTENZA VASCA
45	RESISTENZA BOILER 230V 3KW MONOFASE
	RESISTENZA BOILER 400V 4KW TRIFASE
	RESISTENZA BOILER 400V 6KW TRIFASE
	RESISTENZA BOILER 400V 8KW TRIFASE
46/A	LAMPADA SPIA VERDE
46/B	LAMPADA SPIA ROSSA
47	MICROINTERRUTTORE PORTA



POSIZ.	DESCRIZIONE
49/A	PORTAFUSIBILE TRIPOLARE
49/B	FUSIBILE 16A
60/B	GRUPPO LAVAGGIO RISCIACCUO COMPLETO
60/C	GRUPPO RISCIACCUO SUPERIORE COMPLETO
60/S	TUBO LAVAGGIO INFERIORE SINISTRO
60/D	TUBO LAVAGGIO INFERIORE DESTRO
61/S	TUBO RISCIACCUO INFERIORE SINISTRO
61/D	TUBO RISCIACCUO INFERIORE DESTRO
62/S	TUBO RISCIACCUO SUPERIORE SINISTRO
62/D	TUBO RISCIACCUO SUPERIORE DESTRO
63/S	TUBO LAVAGGIO SUPERIORE SINISTRO
63/D	TUBO LAVAGGIO SUPERIORE DESTRO
64/S	TUBO RISCIACCUO SUPERIORE SINISTRO
64/D	TUBO RISCIACCUO SUPERIORE DESTRO
65	TUBO MANDATA LAVAGGIO SUPERIORE
66	RACCORDO VENTURI PER SCARICO SERIE P
70/A	DISTRIBUTORE LAVAGGIO RISCIACCUO INF
70/B	DISTRIBUTORE LAVAGGIO RISCIACCUO SUP
71	OR PER GRUPPO LAVAGGIO
72/A	CUFFIA PARASPRUZZI IN PLASTICA
72/B	GHIERA DI FISSAGGIO GRUPPO LAVAGGIO
73	ANELLO DI TENUTA GRUPPO LAVAGGIO
74/A	GIRELLO LAVAGGIO 2 VIE PARALLELO
74/B	GIRELLO RISCIACCUO SUPERIORE
75/A	UGELLO LAVAGGIO AD INCASTRO
75/B	UGELLO LAVAGGIO SUP. FISSO
76	UGELLO RISCIACCUO AD INCASTRO
77/A	OMEGA PER GIRELLO LAVAGGIO
77/B	OMEGA PER GIRELLO RISCIACCUO
78	RONDELLA OTTONE NICHELATO M8
79/A	TORRETTA RISCIACCUO SUPERIORE ATTACCO
79/B	OR 2018-(103) SIL
79/C	GUARNIZIONE "3/4" ACQUA
80	ALBERO INOX PER GRUPPO LAVAGGIO
81	Y PRESSOSTATI
82/A	FILTRO POMPA COMPLETO
82/B	VOLANTINO A LOBI PER FILTRO POMPA
82/C	FILTRO VASCA
82/D	COPRIRRESISTENZA VASCA
83	INIETTORE DETERSIVO
84	MOLLA PORTA
85/A	GOMITO ASPIRAZIONE/SCARICO
85/B	GUARNIZIONE GOMITO SCARICO
85/C	DADO GOMITO (PILETTA) SCARICO
86	PIEDINO
87	PORTACUCCHIAINI
88	PORTAPIATTINI 12 POSTI
89/A	CESTO BICCHIERI
89/B	CESTO PIATTI
90	VALVOLA NON RITORNO
91	FISSACAVO
92	GABBIA D'ARIA COMPLETA
93	BLOCCETTO PER TIRANTI PORTA
94	PROTEZIONE COLLEGAMENTI RESISTENZA
95	RACCORDO PER LAVAGGIO SUPERIORE
96/A	TAPPO TUBO LAVAGGIO
96/B	OR PER TAPPO TUBO LAVAGGIO
96/C	TAPPO TUBO RISCIACCUO
96/D	OR PER TAPPO TUBO RISCIACCUO
97	TROPPOPIENO
99	CHIUSURA PORTA COMPLETA



POSIZ.	DESCRIPTION
1/A	COMPLETE CABINET
1/B	INNER JACKET
1/C	SWITCH PANEL
1/D	BASE SUPPORT
2	UNDER DOOR PANEL
3/A	DOOR
3/B	INNER DOOR
3/C	HANDLE
4/A	BACKSIDE PANEL
4/B	BACKSIDE PANEL GRIPPING
4/D	RIGHT LATERAL PANEL
4/S	LEFT LATERAL PANEL
5	BOILER
6	DOOR HINGE
6/D	COMPLETE RIGHT HINGE
6/S	COMPLETE LEFT HINGE
20	ANTIPOLLUTION DEVICE FILLING PIPE
21	WATER INLET PIPE
22/A	LOWER RINSING PIPE
22/B	UPPER RINSING PIPE
23/A	DRAIN PIPE
23/B	DRAIN PUMP PIPE
24	UPPER WASH CONNECTION 3/4 PIPE
25	UPPER WASH CONNECTOR
26	DRAIN PUMP SUCTION PIPE
28	WASH INLET CONNECTOR
29	WASH SUCTION CONNECTOR
30/A	WASHING PUMP
30/B	WASHING PUMP CONDENSER
32/B	RINSE-AID DOSING PUMP
32/D	DETERGENT DOSING PUMP
32/TB	RINSE-AID DOSING PUMP FILLING PIPE
32/TD	DETERGENT DOSING PUMP FILLING PIPE
33	SOLENOID
34/A	START PUSH BUTTON
34/B	DRAIN PUSH BUTTON
34/C	ON/OFF SWITCH
34/D	CONTINUOUS WASHING CYCLE SWITCH
35	12 POLES TERMINAL BOX
36/A	OCTAL SOCLE
36/B	60" TIMER
37/A	RELAY 25 A
37/B	RELAY 32 A
38	CYCLE PROGRAMMER
39	PRESSURE SWITCH
40	DRAIN PUMP
41/A	THERMOSTAT WITH FEELER
41/C	THERMOSTAT WITH PELLET PROBE
42	SAFETY THERMOSTAT
43/A	80°C FIXED THERMOSTAT
43/B	60°C FIXED THERMOSTAT
44/A	100W TANK HEATING ELEMENT
44/B	1500 W HEATING ELEMENT
44/C	OR FOR TANK HEATING ELEMENT
45	BOILER 230V 3 KW HEATING ELEMENT
	BOILER 400V 4KW THREEPHASE HEATING ELEMENT
	BOILER 400V 6KW THREEPHASE HEATING ELEMENT
	BOILER 400V 8KW THREEPHASE HEATING ELEMENT
46/A	GREEN PILOT LIGHT
46/B	RED PILOT LIGHT
47	DOOR MICROSWITCH



POSIZ.	DESCRIPTION
49/A	THREE POLES FUSE BOX
49/B	16A FUSE
60/B	COMPLETE WASHING AND RINSING GROUP
60/C	COMPLETE UPPER RINSING GROUP
60/S	LEFT LOWER WASHING PIPE
60/D	RIGHT LOWER WASHING PIPE
61/S	LEFT LOWER RINSING PIPE
61/D	RIGHT LOWER RINSING PIPE
62/S	LEFT UPPER RINSING PIPE
62/D	RIGHT UPPER RINSING PIPE
63/S	LEFT UPPER WASHING PIPE
63/D	RIGHT UPPER WASHING PIPE
64/S	LEFT UPPER RINSING PIPE
64/D	RIGHT UPPER RINSING PIPE
65	UPPER WASHING INLET PIPE
66	"DRAIN VENTURI CONNECTOR FOR P RANGE
70/A	LOWER WASHING RINSING DISTRIBUTOR
70/B	UPPER WASHING RINSING DISTRIBUTOR
71	WASHING GROUP OR
72/A	SPLASH GUARD
72/B	WASHING GROUP FIXING NUT
73	WASHING GROUP SEAL RING
74/A	TWO WAYS PARALLEL WASHING RING
74/B	UPPER RINSING RING
75/A	WASHING NOZZLE
75/B	FIXED UPPER WASHING NOZZLE
76	RINSING NOZZLE
77/A	WASHING RING OMEGA
77/B	RINSING RING OMEGA
78	M8 BRASS NICKEL WASHER
79/A	UPPER RINSING TURRET
79/B	OR 2018-(103) SIL
79/C	WATER 3/4 GASKET
80	WASHING GROUP STAINLESS STEEL SHAFT
81	PRESSURE SWITCHES Y
82/A	COMPLETE PUMP FILTER
82/B	PUMP FILTER LOBE HAND-WHEEL
82/C	TANK FILTER
82/D	TANK HEATING ELEMENT COVER
83	DETERGENT INJECTOR
84	DOOR SPRING
85/A	SUCTION DRAIN ELBOW
85/B	DRAIN ELBOW GASKET
85/C	DRAIN ELBOW NUT
86	FOOT
87	SPOON HOLDER
88	SAUCER HOLDER
89/A	GLASS BASKET
89/B	DISH BASKET
90	ANTI-POLLUTION DEVICE
91	CABLE FASTENER
92	COMPLETE AIR RETAINER
93	DOOR TIE-ROADS BLOCKS
94	HEATING ELEMENT CONNECTIONS PROTECTION
95	UPPER WASHING CONNECTOR
96/A	WASHING PIPE CAP
96/B	WASHING PIPE CAP OR
96/C	RINSING PIPE CAP
96/D	RINSING PIPE CAP OR
97	OPERFLOW
99	COMPLETE DOOR CLOSING



Зип Общепит

vsezip.ru

+7(812)987-08-81

POSIZ.	DESCRIPTION
1/A	CABINET COMPLET
1/B	CHEMISE
1/C	PANNEAU DE BORD
1/D	BASEMENT
2	PANNEAU SOUS-PORTE
3/A	PORTE
3/B	CONTREPORTE
3/C	POIGNEE
4/A	PANNEAU POSTERIEUR
4/B	FERMETURE PANNEAU POSTERIEUR
4/D	PANNEAU LATÉRAL À DROITE
4/S	PANNEAU LATÉRAL À GAUCHE
5	CHAUDIERE
6	CHARNIERE PORTE
6/D	CHARNIERE DROITE COMPLETE
6/S	CHARNIERE GAUCHE COMPLETE
20	TUYAU CHARGEMENT VANNE ANTI-POLLUTION
21	TUYAU CHARGEMENT EAU
22/A	TUYAU RINÇAGE INFERIEUR
22/B	TUYAU RINÇAGE SUPERIEUR
23/A	TUYAU DE VIDANGE
23/B	TUYAU POMPE DE VIDANGE
24	TUYAU RACCORDEMENT 3/4 LAVAGE SUPERIEUR
25	RACCORDEMENT Y LAVAGE SUPERIEUR
26	TUYAU INSPIRATION POMPE DE VIDANGE
28	COUDE TUYAU DE LAVAGE
29	COUDE ASPIRATION LAVAGE
30/A	POMPE DE VIDANGE
30/B	CONDENSATEUR POMPE LAVAGE
32/B	DOSEUR PRODUIT DE RINÇAGE
32/D	DOSEUR PRODUIT DE LAVAGE
32/TB	TUYAU DE RECH. DOSEUR PRODUIT DE RINÇAGE
32/TD	TUYAU DE RECH. DOSEUR PRODUIT DE LAVAGE
33	ELECTROVANNE
34/A	BOUTON MISE EN MARCHÉ
34/B	BOUTON DE VIDANGE
34/C	INTERRUPTEUR MARCHÉ/ARRÉT
34/D	INTERRUPTEUR LAVAGE CONTINU
35	BOITE A 12 POLES
36/A	SOCLE OCTAL
36/B	TIMER 60"
37/A	TELERUPTEUR 25 A
37/B	TELERUPTEUR 32 A
38	PROGRAMMATEUR CYCLE
39	PRESSOSTAT
40	POMPE DE VIDANGE
41/A	THERMOSTAT AVEC SONDE
41/C	THERMOSTAT AVEC TABLETTE
42	THERMOSTAT DE SECURITE
43/A	THERMOSTAT FIXE 80°
43/B	THERMOSTAT FIXE 60°
44/A	RESISTANCE CUVE 100W
44/B	RESISTANCE 1500W
44/C	OR POUR RESISTANCE CUVE
45	RESISTANCE CHAUDIERE 230V 3KW RESISTANCE CHAUDIERE 400V 4KW 3PH RESISTANCE CHAUDIERE 400V 6KW 3PH RESISTANCE CHAUDIERE 400V 8KW 3PH
46/A	LAMPE TEMOIN VERTE
46/B	LAMPE TEMOIN ROUGE
47	MICROINTERRUPTEUR PORTE



POSIZ.	DESCRIPTION
49/A	PORTEFUSIBLE TRIPOLAIRE
49/B	FUSIBLE 16 A
60/B	GROUPE LAVAGE RINÇAGE COMPLETE
60/C	GROUPE RINÇAGE SUPERIEUR COMPLETE
60/S	TUYAU LAVAGE INFERIEUR GAUCHE
60/D	TUYAU LAVAGE INFERIEUR DROIT
61/S	TUYAU RINÇAGE INFERIEUR GAUCHE
61/D	TUYAU RINÇAGE INFERIEUR DROIT
62/S	TUYAU RINÇAGE SUPERIEUR GAUCHE
62/D	TUYAU RINÇAGE SUPERIEUR DROIT
63/S	TUYAU LAVAGE SUPERIEUR GAUCHE
63/D	TUYAU LAVAGE SUPERIEUR DROIT
64/S	TUYAU RINÇAGE SUPERIEUR GAUCHE
64/D	TUYAU RINÇAGE SUPERIEUR DROIT
65	REFOULEMENT LAVAGE SUPERIEUR
66	"RACCORDEMENT VENTURI VIDANGE SERIE P
70/A	DISTRIBUTEUR LAVAGE RINÇAGE INFERIEUR
70/B	DISTRIBUTEUR LAVAGE RINÇAGE SUPERIEUR
71	OR POUR GROUPE LAVAGE
72/A	BONNET GARDE-BOUE
72/B	BAGUE DE FIXAGE GROUPE LAVAGE
73	ANEAU D'ETANCHETE GROUPE LAVAGE
74/A	RONDELLE LAVAGE DEUX VOIES PARALLELE
74/B	RONDELLE RINÇAGE SUPERIEUR
75/A	GICLEUR LAVAGE
75/B	GICLEUR LAVAGE SUPERIEUR FIXE
76	GICLEUR RINÇAGE
77/A	OMEGA POUR RONDELLE LAVAGE
77/B	OMEGA POUR RONDELLE RINÇAGE
78	RONDELLE EN LAITON NICKELÉ M 8
79/A	TOURELLE RINÇAGE SUPERIEUR
79/B	OR 2018-(103) SIL
79/C	JOINT 3/4 EAU
80	ARBRE INOX POUR GROUPE LAVAGE
81	Y PRESSOSTATS
82/A	FILTRE POMPE COMPLET
82/B	PETIT VOLANT A LOBES POUR FILTRE POMPE
82/C	FILTRE CUVE
82/D	COUVRE RESISTANCE CUVE
83	INJECTEUR PRODUIT DE LAVAGE
84	RESSORT PORTE
85/A	COUDE INSPIRATION VIDANGE
85/B	JOINT COUDE VIDANGE
85/C	ECRU COUDE VIDANGE
86	PETIT PIED
87	GODET PORTE COUVERTS
88	GODET PORTE-SOUSCOUPES
89/A	PANIER A VERRES
89/B	PANIER A VAISSELLE
90	DISPOSITIF ANTIPOLLUTION
91	ARRRET-CABLE
92	CAGE D'AIR COMPLETE
93	BLOC POUR TIRANTS PORTE
94	PROTECTION BRANCHEMENT RESISTANCE
95	RACCORDEMENT POUR LAVAGE SUPERIEUR
96/A	BOUCHON TUYAU LAVAGE
96/B	OR POUR BOUCHON TUYAU LAVAGE
96/C	BOUCHON TUYAU RINÇAGE
96/D	OR POUR BOUCHON TUYAU RINÇAGE
97	TROP-PLEIN
99	FERMETURE PORTE COMPLETE



POSIZ.	BEZEICHNUNG
1/A	KOMPLETTER KASTEN
1/B	VERDECK
1/C	SCHALTAFEL
1/D	UNTERBAU
2	UNTERTÜRWARD
3/A	TÜR
3/B	VORTÜR
3/C	GRIFF
4/A	RÜCKWAND
4/B	HINTENTÜRWARDVERSCHLUß
4/D	REGHTS SEITENWAND
4/S	LINKS SEITENWAND
5	BOILER
6	SCHARNIER
6/D	KOMPLETTES SCHARNIER RECHTS
6/S	KOMPLETTES SCHARNIER LINKS
20	RÜCKSCHLAGVENTIL LADUNGSROHR
21	WASSER LADUNGSROHR
22/A	HINTENNACHSPÜLENROHR
22/B	OBENNACHSPÜLENROHR
23/A	ABFLUßROHR
23/B	ABFLUßPUMPESCHLAUCH
24	OBENWASCHVERBINDUNGSROHR 3/4
25	OBENWASCHVERBINDUNG Y
26	ABFLUßPUMPE ABSAUGENROHR
28	SPÜLENUMDREHUNGSMUFFE
29	SPÜLENABSAUGENMUFFE
30/A	WASHPUMPE
30/B	KONDENSATOR FÜR WASHPUMPE
32/B	KLARSPÜLMITTELDOSIERERGERÄT
32/D	REINIGUNGSMITTELDOSIERERGERÄT
32/TB	KLARSPÜLMITTELWIEDERAUFLADENSCHLAUCH
32/TD	REINIGUNGSMITTELWIEDERAUFLADENSCHLAUCH
33	ELEKTROVENTIL
34/A	STARTKNOPF
34/B	ABFLUßKNOPF
34/C	ON/OFF SCHALTER
34/D	FORTGESETZTERSPÜLGANGSCHALTER
35	ZWÖLFPOLIGERKLEMMLEISTE
36/A	OCTAL SOCKEL
36/B	60° SCHALTUHR
37/A	FERNSCHALTER 25 A
37/B	FERNSCHALTER 32 A
38	SPÜLGANGPROGRAMMIER
39	DRÜCKWÄCHTER
40	ABFLUßPUMPE
41/A	THERMOSTAT MIT FÜHLER
41/C	THERMOSTAT MIT BELAG
42	SICHEREITSTHERMOSTAT
43/A	80° FESTTHERMOSTAT
43/B	60° FESTTHERMOSTAT
44/A	BECKENWIDERSTAND 100W
44/B	WIDERSTAND 1500W
44/C	OR FÜR DEN BECKENWIDERSTAND
45	230V 3 KW BOILER WIDERSTAND 400V 4KW DREIPHÄSIGER BOILER WIDERSTAND 400V 6KW DREIPHÄSIGER BOILER WIDERSTAND 400V 8KW DREIPHÄSIGER BOILER WIDERSTAND
46/A	GRÜNE KONTROLLAMPE
46/B	ROTE KONTROLLAMPE
47	TÜRMIKROSCHALTER



POSIZ.	BEZEICHNUNG
49/A	DREIPOLIGER SCHMELTZSICHERUNGSOCKEL
49/B	16A SCHMELZSICHERUNG
60/B	KOMPLETE WASCH-NÄCHSPÜLGRUPPE
60/C	KOMPLETE OBERER NÄCHSPÜLGRUPPE
60/S	UNTERER, LINKER WASCHSCHLAUCH
60/D	UNTERER, RECHTER WASCHSCHLAUCH
61/S	UNTERER, LINKER NACHSPÜLENSCHLAUCH
61/D	UNTERER, RECHTER NACHSPÜLENSCHLAUCH
62/S	OBERER, LINKER NACHSPÜLENSCHLAUCH
62/D	OBERER, RECHTER NACHSPÜLENSCHLAUCH
63/S	OBERER, LINKER WASCHSCHLAUCH
63/D	OBERER, RECHTER WASCHSCHLAUCH
64/S	OBERER, LINKER NACHSPÜLENSCHLAUCH
64/D	OBERER, RECHTER NACHSPÜLENSCHLAUCH
65	OBERER UMDREHUNG WASCHSCHLAUCH
66	VENTURI ABFLUßVERBINDUNG FÜR SERIE P
70/A	UNTERER WASCHEN- UND NACHSPÜLENSPENDER
70/B	OBERER WASCHEN- UND NACHSPÜLENSPENDER
71	OR FÜR WASCHGRUPPE
72/A	SPRITZSCHUTZHAUBE
72/B	WASCHGRUPPEBEFESTIGUNGSSWINGE
73	WASCHGRUPPEDICHTUNGSRING
74/A	ZWEI WEGE PARALLEL WASCHGRUPPE
74/B	OBERER NACHSPÜL
75/A	WASCHENDÜSE
75/B	OBERE FESTWASCHENDÜSE
76	NACHSPÜLENDÜSE
77/A	OMEGA FÜR WASCHEN
77/B	OMEGA FÜR NACHSPÜLEN
78	UNTERLESSCHIEBE AUS VERWICKELTEM MESSING M8
79/A	OBENNACHSPÜLENDREHKOPF
79/B	OR 2018-(103) SIL
79/C	WASSERDICHTUNG "3/4"
80	EDELSTAHLWELLE FÜR WASCHGRUPPE
81	DRÜCKWÄCHTER Y
82/A	KOMPLETTER PUMPEFILTER
82/B	PAßHANDRAD FÜR PUMPEFILTER
82/C	BECKENFILTER
82/D	BECKENHEIZUNGSSCHUTZ
83	REINIGUNGSMITTELSDÜSE
84	TÜRSPRUNG
85/A	ABSAUGEN-/ABFLUßKNEIE
85/B	ABFLUßKNEIEDICHTUNG
85/C	ABFLUßKNEIEMUTTER (KNOPFZELLE)
86	FUß
87	TEELÖFFELSCHALE
88	UNTERTASSENSCHALE
89/A	TELLERKORB
89/B	GLÄSERKORB
90	RÜCKSCHLAG VENTIL
91	KABELBEFESTIGENDER
92	KOMPLETTE LUFTFÄDIG
93	BLOCK FÜR TÜRZUGSTANGE
94	WIDERSTANDSCHALTUNGSSCHUTZ
95	OBENWASCHVERBINDUNG
96/A	WASCHSCHLAUCHSTÖPSEL
96/B	OR FÜR WASCHSCHLAUCHSTÖPSEL
96/C	NACHSPÜLSCHLAUCHSTÖPSEL
96/D	OR FÜR NACHSPÜLSCHLAUCHSTÖPSEL
97	ÜRBERLAUF
99	KOMPLETTER TÜRVERSCHLUß